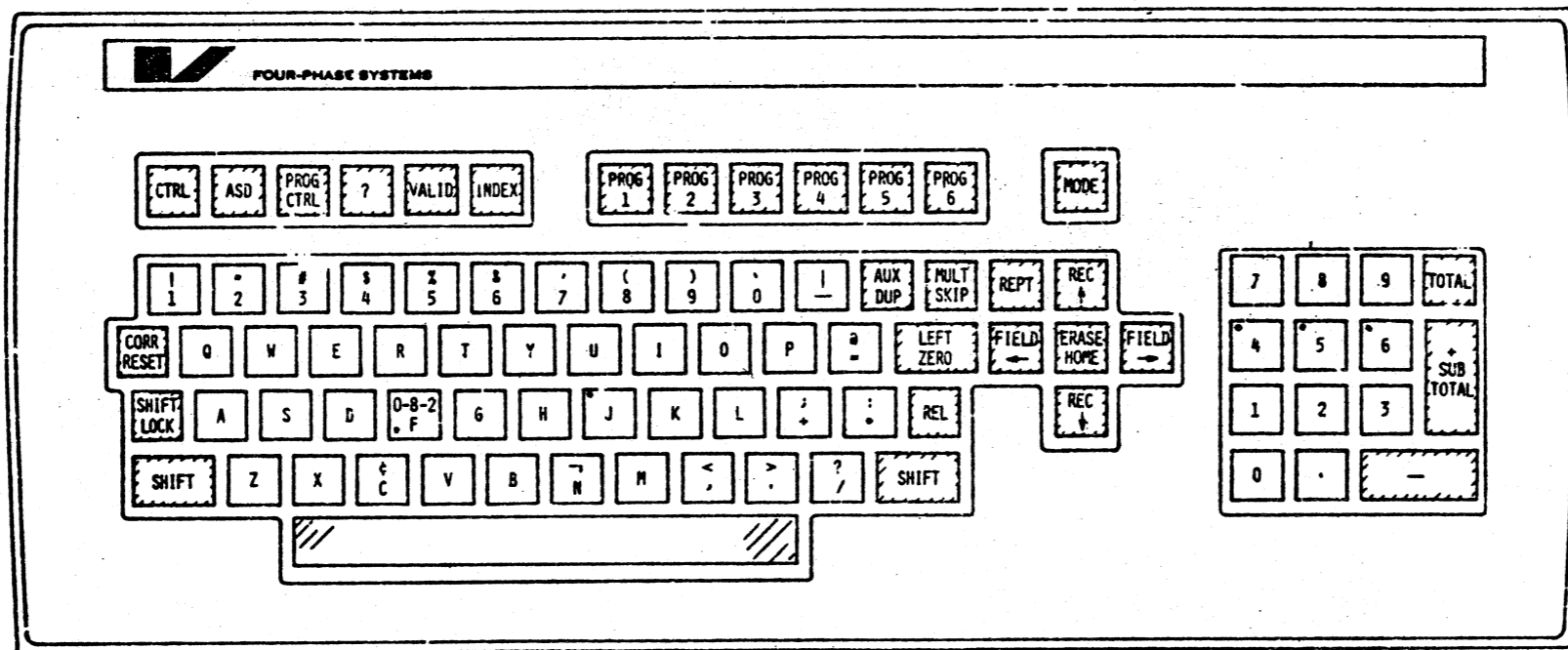



REVISIONS			
REV	DATE	DESCRIPTION	BY
A	LP 11/12	REL PER PCO #0630	
B		ADDED NOTE 3 - SHEET 2 PER PCO	
C		REV LEVEL ONLY PER PCO #1776	
D		REV LEVEL ONLY PER PCO #1776	
E		REV PER PCO #1776	
F		REV CH ONLY #3388	
G		REV CH ONLY #3371	
H		REV CHG ONLY PCO #3235 VC 1/22/76	



KEYTOP LAYOUT

90080201 4

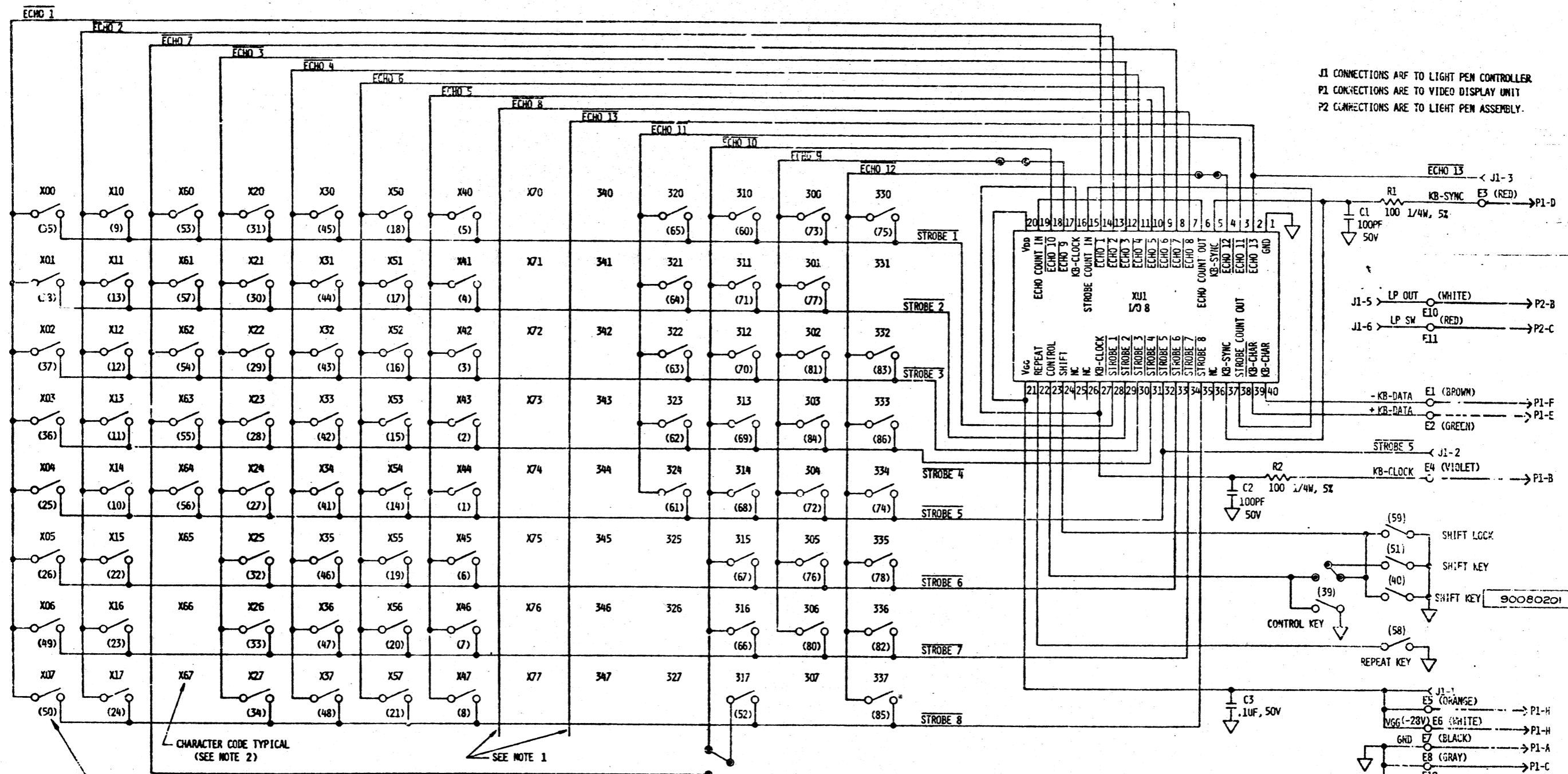


SWITCH POSITIONS
NUMBERS APPEAR ON SCHEMATIC, SHEET 2

- NOTES:
1. SHADING INDICATES DARK COLORED KEYS.
 2. * INDICATES KEYS WITH DEEP DISH TYPED.

REV	QTY	PART NUMBER	REF DES	DESCRIPTION
				FOUR-PHASE SYSTEMS, INC.
				KEYBOARD ASSEMBLY/SCHEMATIC
				DATA 11/76 SOURCE DATA K/80
				90080201
				SHEET 1 OF 2

REVISIONS				
NO.	DATE	DESCRIPTION	BY	APPROVAL



J1 CONNECTIONS ARE TO LIGHT PEN CONTROLLER.
 P1 CONNECTIONS ARE TO VIDEO DISPLAY UNIT
 P2 CONNECTIONS ARE TO LIGHT PEN ASSEMBLY.

CHARACTER CODE TYPICAL
 (SEE NOTE 2)

SEE NOTE 1

SWITCH POSITIONS, SEE SHEET 1

- NOTES: 1. ECHO 8 AND ECHO 13 CHARACTER CODES ARE NOT USED AND SHOWN FOR ENGINEERING REFERENCE ONLY.
 2. X IS "0" IF LOWER CASE (NO SHIFT KEY AND NO CONTROL KEY)
 X IS "1" IF UPPER CASE (SHIFT KEY DEPRESSED AND NO CONTROL KEY)
 X IS "2" IF CONTROL (CONTROL KEY DEPRESSED)
 THESE CHARACTER CODES ARE THE PULSE POSITION MODULATION CODES GENERATED BY THE KEY BOARD. THEY HAVE NO RELATIONSHIP TO THE ASCII CODES USED BY THE DISPLAY UNIT.
 3. P2 AND ATTACHED WIRING IS SHOWN FOR REFERENCE ONLY.
 P2 REQUIRED ONLY WHEN "LIGHT PEN" OPTION IS ADDED TO KEYBOARD.

REV	QTY	PART NUMBER	REF DES	DESCRIPTION

FOUR-PHASE SYSTEMS, INC.
 KEYBOARD ASSEMBLY/SCHEMATIC
 DATA IV/70 SOURCE DATA MFG
 90080201 H
 SHEET 2 OF 2