

# **Introduction to the VAX/VMS Document Set**

Order Number: AA-Z101C-TE

**April 1986**

This manual contains a brief introduction to the VAX/VMS document set and includes short summaries of each of the major components of the document set.

**Revision/Update Information:** This revised document supersedes *Introduction to the VAX/VMS Document Set* Version 4.2.

**Software Version:** VAX/VMS Version 4.4

**digital equipment corporation  
maynard, massachusetts**

---

**April 1986**

---

The information in this document is subject to change without notice and should not be construed as a commitment by Digital Equipment Corporation. Digital Equipment Corporation assumes no responsibility for any errors that may appear in this document.

The software described in this document is furnished under a license and may be used or copied only in accordance with the terms of such license.

No responsibility is assumed for the use or reliability of software on equipment that is not supplied by Digital Equipment Corporation or its affiliated companies.

---

Copyright ©1986 by Digital Equipment Corporation

All Rights Reserved.  
Printed in U.S.A.

---

The postpaid READER'S COMMENTS form on the last page of this document requests the user's critical evaluation to assist in preparing future documentation.

The following are trademarks of Digital Equipment Corporation:

DEC	DIBOL	UNIBUS
DEC/CMS	EduSystem	VAX
DEC/MMS	IAS	VAXcluster
DECnet	MASSBUS	VMS
DECsystem-10	PDP	VT
DECSYSTEM-20	PDT	
DECUS	RSTS	
DECwriter	RSX	

**digital**

ZK-3028

---

**HOW TO ORDER ADDITIONAL DOCUMENTATION  
DIRECT MAIL ORDERS**

**USA & PUERTO RICO\***

Digital Equipment Corporation  
P.O. Box CS2008  
Nashua, New Hampshire  
03061

**CANADA**

Digital Equipment  
of Canada Ltd.  
100 Herzberg Road  
Kanata, Ontario K2K 2A6  
Attn: Direct Order Desk

**INTERNATIONAL**

Digital Equipment Corporation  
PSG Business Manager  
c/o Digital's local subsidiary  
or approved distributor

In Continental USA and Puerto Rico call 800-258-1710.

In New Hampshire, Alaska, and Hawaii call 603-884-6660.

In Canada call 800-267-6215.

\*Any prepaid order from Puerto Rico must be placed with the local Digital subsidiary (809-754-7575).

Internal orders should be placed through the Software Distribution Center (SDC), Digital Equipment Corporation, Westminister, Massachusetts 01473.

---

This document was prepared using an in-house documentation production system. All page composition and make-up was performed by T<sub>E</sub>X, the typesetting system developed by Donald E. Knuth at Stanford University. T<sub>E</sub>X is a registered trademark of the American Mathematical Society.

---

# Contents

---

PREFACE	vii
---------	-----

---

<b>SECTION 1 OVERVIEW OF THE VAX/VMS DOCUMENT SET</b>	<b>1-1</b>
---	------------

---


1.1 REFERENCE SHELF	1-2
1.2 GUIDES	1-3
1.3 CONDENSED DOCUMENTATION SET	1-4
1.4 ONLINE HELP	1-5
1.5 INSTALLATION PACKAGES	1-5
1.6 NAVIGATING THROUGH THE VAX/VMS DOCUMENT SET	1-5

---

<b>SECTION 2 COMPONENTS OF THE VAX/VMS DOCUMENT SET</b>	<b>2-1</b>
---	------------

---

2.1 THE VAX/VMS REFERENCE SHELF	2-1
2.1.1 Volume 1: <i>General User</i>	2-1
2.1.2 Volume 2: <i>Command Language</i>	2-1
2.1.3 Volume 3: <i>Text Processing</i>	2-1
2.1.4 Volume 4: <i>System Messages</i>	2-2
2.1.5 Volume 5: <i>System Management</i>	2-2
2.1.6 Volume 6: <i>Networking</i>	2-2
2.1.7 Volume 7: <i>Program Development</i>	2-2
2.1.8 Volume 8: <i>System Routines</i>	2-2
2.1.9 Volume 9: <i>RMS</i>	2-2
2.1.10 Volume 10: <i>System Programming</i>	2-3
2.2 VAX/VMS TASK-ORIENTED GUIDES	2-3
2.2.1 <i>Introduction to VAX/VMS</i>	2-3
2.2.2 <i>Guide to Using DCL and Command Procedures on VAX/VMS</i>	2-3
2.2.3 <i>Guide to Text Processing on VAX/VMS</i>	2-3



## Contents

2.2.4	<i>Guide to Programming on VAX/VMS</i> _____	2-3
2.2.5	<i>Guide to VAX/VMS Disk and Magnetic Tape Operations</i> _____	2-3
2.2.6	<i>Guide to VAX/VMS Performance Management</i> _____	2-4
2.2.7	<i>Guide to VAX/VMS File Applications</i> _____	2-4
2.2.8	<i>Guide to VAX/VMS System Security</i> _____	2-4
2.2.9	<i>Guide to VAXclusters</i> _____	2-4
2.2.10	<i>Guide to VAX/VMS Software Installation</i> _____	2-4
2.2.11	<i>Guide to Creating Modular Procedures on VAX/VMS</i> _____	2-4
<hr/>		
2.3	<b>THE VAX/VMS CONDENSED DOCUMENTATION SET</b>	2-4
2.3.1	<i>VAX/VMS User's Manual</i> _____	2-4
2.3.2	<i>VAX/VMS Mini-Reference Manual</i> _____	2-5
<hr/>		
2.4	<b>VAX/VMS INSTALLATION PACKAGES</b>	2-5
<hr/>		
2.5	<b>VAX/VMS OPTIONAL DOCUMENTATION</b>	2-5
2.5.1	<i>VAX/VMS Developer's Guide to VMSINSTAL</i> _____	2-5
<hr/>		
2.6	<b>VAX/VMS DOCUMENT SET AND ORDER NUMBERS</b>	2-5
<hr/>		
2.7	<b>VAX/VMS INSTALLATION PROCEDURES AND ORDER NUMBERS</b>	2-9
2.7.1	<i>VAX/VMS Installation Procedures—Package 1 (Order No. AA-Z224B-TE)</i> _____	2-9
2.7.2	<i>VAX/VMS Installation Procedures—Package 2 (Order No. AA-Z225B-TE)</i> _____	2-9
2.7.3	<i>VAX/VMS Installation Procedures—Package 3 (Order No. AA-Z226B-TE)</i> _____	2-9
<hr/>		
<b>FIGURES</b>		
1-1	<b>Overview of Components of VAX/VMS Documentation</b> _____	1-2
1-2	<b>Typical Presentation of Reference Material</b> _____	1-4
1-3	<b>Navigating through the Document Set as a Programmer</b> _____	1-6
1-4	<b>Navigating through the Document Set as a Novice System Manager</b> _____	1-7
1-5	<b>Navigating through the Document Set as a New User</b> _____	1-8

---

**TABLES**

2-1	VAX/VMS Reference Shelf (Order Number QLZZ0-GZ) _____	2-5
2-2	VAX/VMS Guides (Order Number QLYY1-GZ) _____	2-8
2-3	VAX/VMS Condensed Documentation Set (Order Number QLZ20-GZ) _____	2-8
2-4	VAX/VMS Programming Card and TECO Guide (Order Number QLYY2-GZ) _____	2-8
2-5	VAX/VMS Optional Documentation _____	2-8



---

# Preface

This brief document contains an overview of the VAX/VMS document set and summarizes its major components and the three packages of installation procedures that are included with the media. A table at the end of Chapter 2 lists all the components of the document set and provides order numbers.





# 1

---

## Overview of the VAX / VMS Document Set

When we began making plans for Version 4.0 documentation, our primary goal was to provide complete, accurate, and useful information about the VAX/VMS operating system in a clear, concise, and easily accessible form. To meet this goal, we thoroughly reorganized and redesigned the VAX/VMS document set, as follows:

- Organized the information so that someone who wants to solve a specific problem or to perform a certain task can find the information easily
- Presented the information in logical and standardized ways
- Adopted meaningful typographical and stylistic conventions that are attractive and easy to read and give clear signals to readers about the kinds of information to be found on a page
- Organized information so that users can order selectively from the VAX/VMS document set

The VAX/VMS document set now has two main divisions:

- A reference shelf, consisting of 53 reference manuals which can be ordered individually, as an entire set, or in user- and programmer-specific document sets
- A set of 11 task- and problem-oriented guides that are tailored to the needs of users having significantly different levels of knowledge and experience

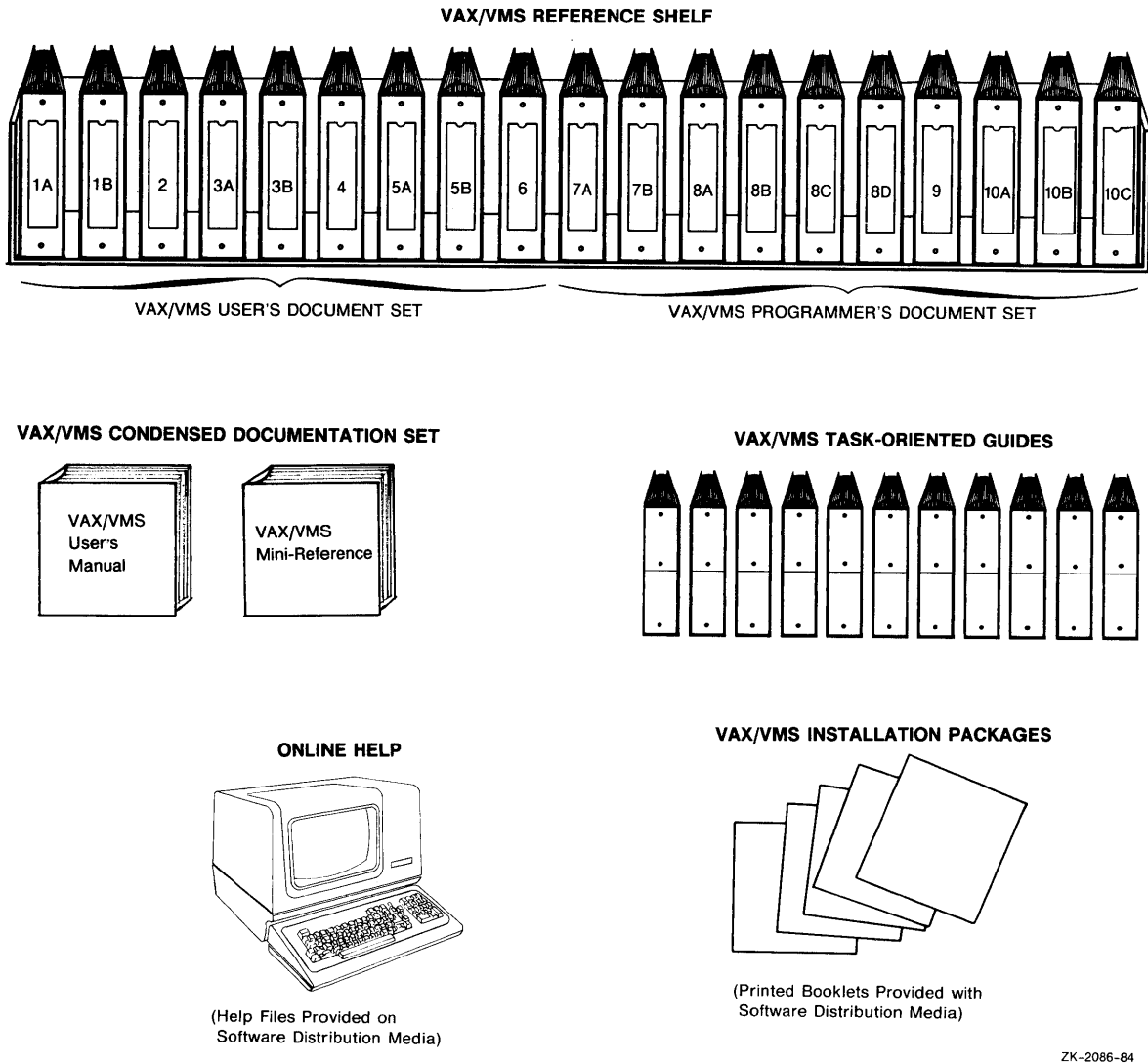
Although the reference shelf manuals and the guides are different in appearance and in approach, they have been designed to be used together.

The reference shelf manuals and the set of guides are supplemented by a condensed documentation set, software installation booklets, and online help files. Optional documentation is also available.

Figure 1-1 gives an overview of the components of the VAX/VMS document set.

# Overview of the VAX/VMS Document Set

**Figure 1-1 Overview of Components of VAX/VMS Documentation**



## 1.1 Reference Shelf

The VAX/VMS reference shelf consists of 10 volumes (19 binders) of reference information that provide exhaustive and authoritative coverage of the user interfaces to the VAX/VMS operating system. The volumes of the reference shelf are as follows:

- Volume 1: *General User*
- Volume 2: *Command Language*
- Volume 3: *Text Processing*
- Volume 4: *System Messages*

## Overview of the VAX/VMS Document Set

- Volume 5: *System Management*
- Volume 6: *Networking*
- Volume 7: *Program Development*
- Volume 8: *System Routines*
- Volume 9: *RMS*
- Volume 10: *System Programming*

You can use the reference shelf manuals as you would use a set of encyclopedias. Each volume of the reference shelf covers a specific category of information about the operating system. The information itself is complete and detailed so that you can use these volumes as the final authority on the subject in which you are interested. For example, if you are writing a program and need to know the syntax and use of a system service, you can go to the *VAX/VMS System Services Reference Manual*. In that manual, you will find all the system services arranged alphabetically.

You will find reference information structured and presented according to logical and standardized templates; similar kinds of information are presented in similar ways. For example, the first page of each utility write-up includes a brief description of the utility, followed immediately by the format of the command used to invoke the utility.

Figure 1-2 illustrates how reference material is presented on two sample pages.

---

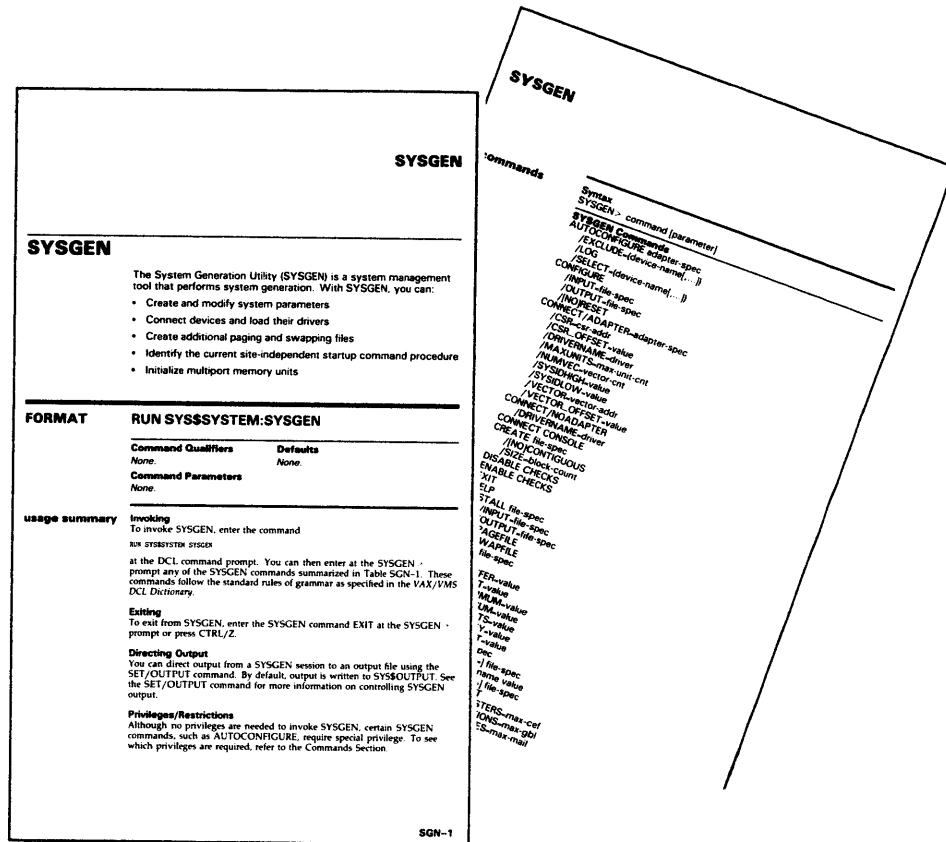
## 1.2 Guides

The guides that accompany the reference shelf are application-oriented. They contain extensive examples to clarify related operations. The guides are smaller, easel-backed books, so you can stand them up to look at while you are working at your terminal. The 11 guides that are included in the VAX/VMS document set are as follows:

- *Introduction to VAX/VMS*
- *Guide to Using DCL and Command Procedures on VAX/VMS*
- *Guide to Text Processing on VAX/VMS*
- *Guide to Programming on VAX/VMS*
- *Guide to VAX/VMS Disk and Magnetic Tape Operations*
- *Guide to VAX/VMS Performance Management*
- *Guide to VAX/VMS File Applications*
- *Guide to VAX/VMS System Security*
- *Guide to VAXclusters*
- *Guide to VAX/VMS Software Installation*
- *Guide to Creating Modular Procedures on VAX/VMS*

# Overview of the VAX/VMS Document Set

**Figure 1-2 Typical Presentation of Reference Material**



ZK-2085-84

While the reference shelf manuals are organized by components of the operating system, the guides are organized according to concepts and tasks. A guide describes the functions and use of several system utilities, commands, and routines related to a specific user task; while the reference shelf provides complete information about each utility, command, and routine.

In the reference shelf manuals, the descriptions of components are exhaustive; in the guides, the descriptions of components are limited to features related to the task being documented. Guides are usually written in more general terms than the related parts of the reference shelf and rely heavily upon carefully crafted and tested examples. Guides typically do not discuss infrequently used options and features of a component. In fact, guides usually cover only those features of system components that are useful in the solution of particular problems, and often they refer readers to the reference shelf for more details.

## 1.3 Condensed Documentation Set

The condensed documentation set is a general overview of the reference shelf and guides. It provides concise information about the VAX/VMS operating system and associated utilities, routines, text editors and formatters.

---

### 1.4 Online Help

Many users appreciate the convenience and immediacy of online help. Consequently, online help files have been provided for commands, utilities, and system routines.

---

### 1.5 Installation Packages

Supplementing the *Guide to VAX/VMS Software Installation* are various sets of VAX/VMS installation procedures—simple, straightforward instructions for installing the VAX/VMS operating system on various types of hardware configurations. Because these procedures are related to the types of distribution media as well as to configurations, the procedures are packaged with the media, not with the VAX/VMS document set.

---

### 1.6 Navigating through the VAX/VMS Document Set

You can take many paths through the VAX/VMS document set. If you are looking for specific information in the document set and do not know where to begin, first try the *VAX/VMS Master Index*. The index contains entries for both the reference shelf manuals and the guides.

If you are new to VAX/VMS, the *Introduction to VAX/VMS* is a good beginning. You might then want to read the *Guide to Using DCL and Command Procedures on VAX/VMS* to become familiar with DCL, the DIGITAL Command Language. All approaches to the document set cannot be discussed here, but the following sections demonstrate several possible choices.

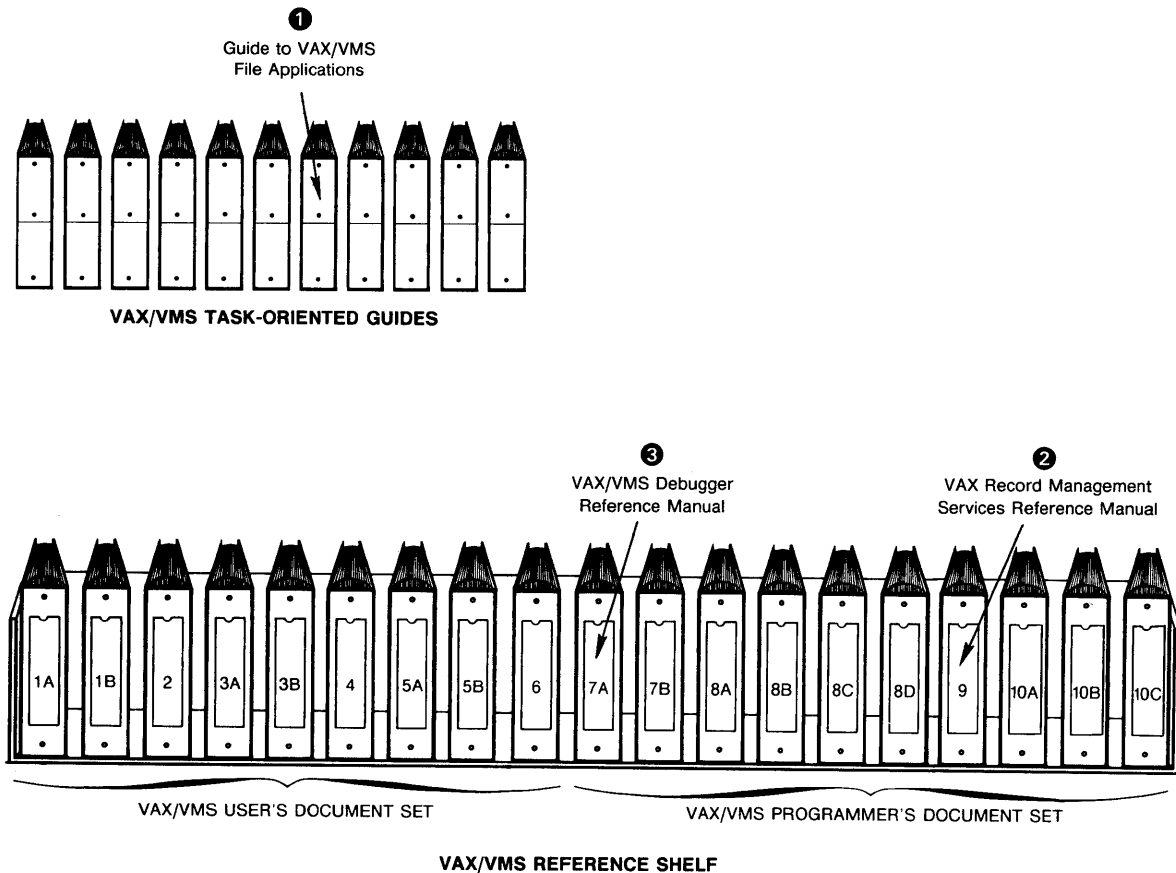
#### Programmer with Some Experience

A programmer with some experience may know about operating systems and may be somewhat familiar with the VAX/VMS operating system. If this description fits you, one of your tasks might be to create a single-key indexed file. To prepare yourself for this project, you may do the following (see Figure 1-3):

- 1 Reach for the *Guide to VAX/VMS File Applications*. Skimming the table of contents leads you to the chapter on designing files, which will help you learn about record access modes and file organization. You might decide then that you want to create one of the file organizations yourself.
- 2 You could then open the *VAX Record Management Services Reference Manual* (Volume 9) and begin reading Part 1. You may discover a VAX RMS programming example that makes use of an indexed file that you could readily modify to suit your programming needs.
- 3 After you have written your program, you may want to reach for the *VAX/VMS Debugger Reference Manual* (Volume 7A) for assistance in debugging your program.

# Overview of the VAX/VMS Document Set

**Figure 1-3 Navigating through the Document Set as a Programmer**



ZK-4284-85

## Novice System Manager

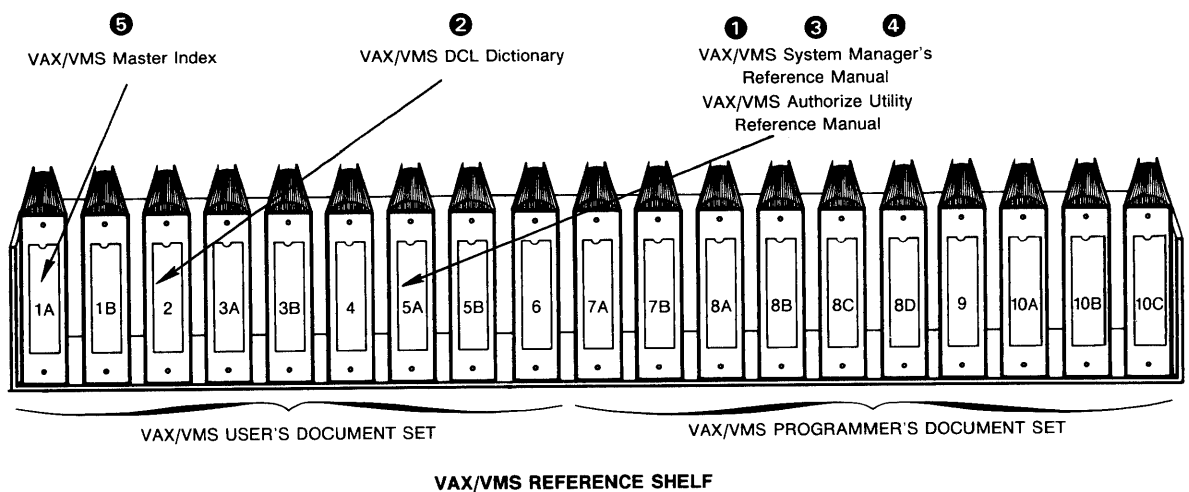
A novice system manager, like a programmer with some experience, may also be familiar with the VAX/VMS operating system but new to the job of managing such a system. If this description fits you, one of your first tasks might be to add a user account. You might start your job by doing the following (see Figure 1-4):

- 1 Page through the *VAX/VMS System Manager's Reference Manual* (Volume 5A). The section "Using AUTHORIZE to Add a User Account" would answer your first question, "How do I start?"
- 2 You may have forgotten the syntax for the SET PROCESS/PRIV command, so you would reach for the *VAX/VMS DCL Dictionary* (Volume 2) and refresh your memory by reading the command description listed there.
- 3 To find out what privileges to give the user, you could go back to the *VAX/VMS System Manager's Reference Manual* (Volume 5A) and read the section on assigning privileges.

## Overview of the VAX/VMS Document Set

- 4 You might decide that you want information about the ADD command. You could look further in the System Management volume, turn to the *VAX/VMS Authorize Utility Reference Manual*, and begin reading on page AUTH-1.
- 5 While you are reading about the ADD command, you might decide to search for information about the term *identifier*. You reach for the Master Index (Volume 1A), which points you to several different books.

**Figure 1-4 Navigating through the Document Set as a Novice System Manager**



ZK-4282-85

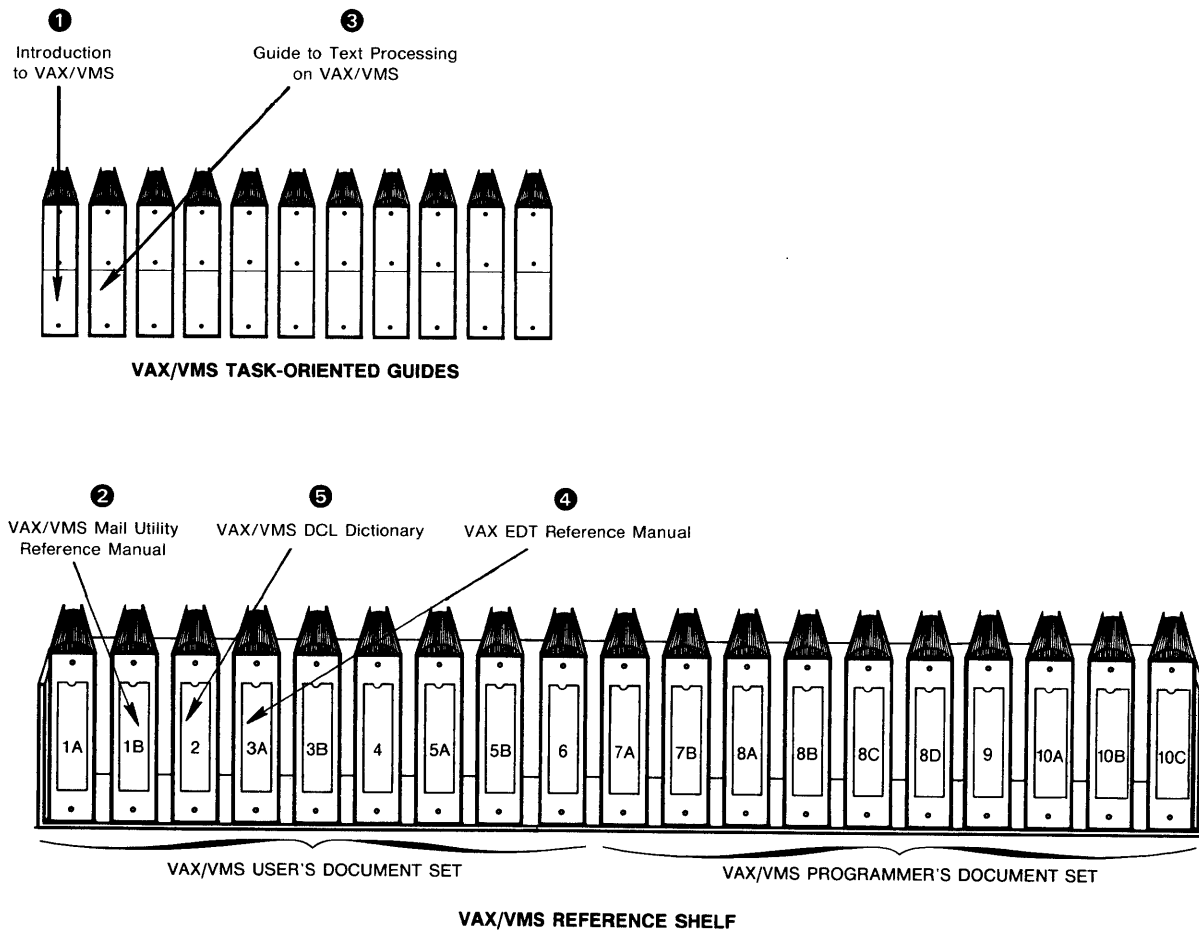
### New User

If you are just starting to learn about operating systems and VAX/VMS, you might do the following (see Figure 1-5):

- 1 Read through the *Introduction to VAX/VMS*. The section entitled "What is MAIL?" will teach you how to send messages to other users.
- 2 If you want to know more about the Mail Utility, you could open the *VAX/VMS Mail Utility Reference Manual* located in the *General User* volume (Volume 1B).
- 3 The section of the *Introduction to VAX/VMS* entitled, "How to Create a File" introduces the EDT editor. To become proficient at creating and editing files using the EDT editor, you would read the appropriate chapter of the *Guide to Text Processing on VAX/VMS*.
- 4 If you wanted all-inclusive, detailed information about the EDT editor, you would consult the *VAX EDT Reference Manual*.
- 5 To learn more about the DCL commands mentioned in the *Introduction to VAX/VMS*, you could open the *VAX/VMS DCL Dictionary* and find detailed command descriptions and rules of grammar and syntax.

# Overview of the VAX/VMS Document Set

**Figure 1-5 Navigating through the Document Set as a New User**



ZK-4283-85



---

## 2 Components of the VAX/VMS Document Set

This chapter contains brief summaries of the major components of the VAX/VMS document set—the volumes of the reference shelf; the task-oriented guides; the condensed documentation set; the quick-reference guides; and new, optional manuals—and lists all of the components of the document set and each of the VAX/VMS installation procedures.

---

### 2.1 The VAX/VMS Reference Shelf

The VAX/VMS reference shelf is made up of 10 volumes. Each is described in the following sections.

---

#### 2.1.1 Volume 1: *General User*

The General User volume spans two binders: the first binder (labeled Volume 1A) contains—in addition to this general introduction to the VAX/VMS document set—a glossary of terms used throughout the documentation, a master index of the entire document set, and release notes for VAX/VMS Version 4.4.

You should become familiar with the information included in Volume 1A before going further into the document set, and you should read the release notes before attempting to install or to use the operating system.

The second binder (Volume 1B) contains descriptions of three utilities intended for use by all VAX/VMS users, regardless of their level of expertise, plus the *VAX/VMS DCL Concepts Manual*, an overview of the VAX/VMS command language. Note that prior to Version 4.4, the *VAX/VMS DCL Concepts Manual* was packaged as Part 1 of the *VAX/VMS DCL Dictionary*.

---

#### 2.1.2 Volume 2: *Command Language*

The Command Language volume contains the *VAX/VMS DCL Dictionary*, which describes the VAX/VMS DIGITAL Command Language, DCL. The dictionary provides detailed reference information and examples of all DCL commands and lexical functions, and presents them in alphabetical order.

---

#### 2.1.3 Volume 3: *Text Processing*

The Text Processing volume contains four manuals: the three manuals in the first binder (Volume 3A) fully describe the EDT interactive text editor, the DIGITAL Standard Runoff (DSR) text formatting utility, and the SUMSLP batch-oriented text editor; the manual in the second binder (Volume 3B) describes the VAX Text Processing Utility (VAXTPU). Reference information about the EVE and EDT Keypad Emulator interfaces to VAXTPU is provided in two appendices to the *VAX Text Processing Utility Reference Manual*.

## Components of the VAX/VMS Document Set

---

### 2.1.4 Volume 4: *System Messages*

The System Messages volume contains an alphabetical listing of the error, warning, and informational messages issued by the VAX/VMS operating system. The meaning of each message and a statement of the action to be taken in response to each message are provided in the text.

---

### 2.1.5 Volume 5: *System Management*

The System Management volume is a reference source for system managers: its two binders contain the *VAX/VMS System Manager's Reference Manual*, which describes how to set up and maintain a VAX/VMS system, and 14 manuals that describe utilities that are of particular interest to system managers. Note that the *VAX/VMS System Manager's Reference Manual* was formerly entitled the *Guide to VAX/VMS System Management and Daily Operations*.

---

### 2.1.6 Volume 6: *Networking*

The Networking volume includes a comprehensive reference manual (formerly entitled the *Guide to Networking on VAX/VMS*) that describes the networking software used on VAX/VMS systems, and two manuals that describe networking-related utilities.

---

### 2.1.7 Volume 7: *Program Development*

The Program Development volume spans two binders. The manuals in this volume describe program development tools provided with the VAX/VMS operating system.

---

### 2.1.8 Volume 8: *System Routines*

The System Routines volume contains detailed information about the following types of system routines: utility routines (Volume 8A), routines of the Run-Time Library (Volumes 8B and 8C), and system services (Volume 8D). Documentation of these routines follows a standard format which is described in the *Introduction to VAX/VMS System Routines* and includes information on syntax, argument types, and error codes.

---

### 2.1.9 Volume 9: *RMS*

The RMS volume contains reference and usage information for all programmers who use VAX RMS data files.

---

### 2.1.10 Volume 10: *System Programming*

The System Programming volume spans three binders. It contains information that is of interest to system programmers. For example, one manual documents both the assembler directives of VAX MACRO and the VAX instruction set. This volume also provides the detailed information needed for interfacing directly with the I/O device drivers supported by the VAX/VMS operating system. (Note that the manual formerly entitled *Guide to Writing a Device Driver for VAX/VMS* is included in this volume.)

---

## 2.2 VAX/VMS Task-Oriented Guides

There are 11 task-oriented VAX/VMS guides. Each is described in the following section.

---

### 2.2.1 *Introduction to VAX/VMS*

*Introduction to VAX/VMS* is a tutorial that introduces major VAX/VMS concepts and commands. It is especially helpful for novice users of the VAX/VMS operating system.

---

### 2.2.2 *Guide to Using DCL and Command Procedures on VAX/VMS*

The *Guide to Using DCL and Command Procedures on VAX/VMS* presents key concepts and techniques for developing command procedures using the VAX/VMS command language, DCL.

---

### 2.2.3 *Guide to Text Processing on VAX/VMS*

The *Guide to Text Processing on VAX/VMS* describes how to create text using the EDT editor, and EDT Keypad Emulator and EVE interface to the VAX Text Processing Utility (VAXTPU), and how to use the DIGITAL Standard Runoff (DSR) utility to format text.

---

### 2.2.4 *Guide to Programming on VAX/VMS*

The *Guide to Programming on VAX/VMS* contains practical guidelines for using VAX/VMS program development tools. The guidelines generally apply to programming in any supported VAX programming language, although the examples pertain specifically to programming in the VAX FORTRAN language.

---

### 2.2.5 *Guide to VAX/VMS Disk and Magnetic Tape Operations*

The *Guide to VAX/VMS Disk and Magnetic Tape Operations* covers disk and magnetic tape concepts and documents most of the disk and magnetic tape operations routinely performed by users of the VAX/VMS operating system. The tasks described in this guide are oriented toward the use of private media.

## Components of the VAX/VMS Document Set

---

### 2.2.6 **Guide to VAX/VMS Performance Management**

The *Guide to VAX/VMS Performance Management* is a conceptual and tutorial document for experienced users who are responsible for optimizing the performance of VAX/VMS systems.

---

### 2.2.7 **Guide to VAX/VMS File Applications**

The *Guide to VAX/VMS File Applications* contains guidelines for designing, creating, and maintaining efficient data files using VAX RMS. It is intended for application programmers and designers responsible for programs that use VAX RMS files, especially if performance is an important consideration.

---

### 2.2.8 **Guide to VAX/VMS System Security**

The *Guide to VAX/VMS System Security* describes the security features available through the VAX/VMS operating system. It explains the purpose and proper application of each feature in the context of specific security needs.

---

### 2.2.9 **Guide to VAXclusters**

The *Guide to VAXclusters* introduces VAXcluster concepts and describes the procedures for setting up and managing a VAXcluster.

---

### 2.2.10 **Guide to VAX/VMS Software Installation**

The *Guide to VAX/VMS Software Installation* provides general background information on installing the VAX/VMS operating system and on installing system upgrades, maintenance updates, and optional software products. The manual is supplemented by sets of installation procedures that are packaged with the distribution media.

---

### 2.2.11 **Guide to Creating Modular Procedures on VAX/VMS**

The *Guide to Creating Modular Procedures on VAX/VMS* describes how to design and code procedures that will conform to the VAX/VMS Modular Programming Standard.

---

## 2.3 **The VAX/VMS Condensed Documentation Set**

The VAX/VMS Condensed Documentation Set is intended to be a compact, easily accessible reference tool that provides the information most commonly needed for the day-to-day use of the VAX/VMS system. It is made up of two manuals; each is described in the following sections.

---

### 2.3.1 **VAX/VMS User's Manual**

The *VAX/VMS User's Manual* is an overview of the general use of the VAX/VMS operating system.

### 2.3.2 **VAX/VMS Mini-Reference Manual**

The *VAX/VMS Mini-Reference Manual* provides quick-reference information on VAX/VMS DCL commands and lexical functions, utilities, text editors and formatters, and callable system routines.

## 2.4 **VAX/VMS Installation Packages**

The VAX/VMS installation packages provide step-by-step instructions for installing VAX/VMS software on the various processors with regard to their hardware configurations.

## 2.5 **VAX/VMS Optional Documentation**

VAX/VMS documentation that must be purchased separately from the documentation set is described in the following sections.

### 2.5.1 **VAX/VMS Developer's Guide to VMSINSTAL**

The *VAX/VMS Developer's Guide to VMSINSTAL* is intended for developers who are designing installation procedures for optional products that are layered on the VAX/VMS operating system. The manual describes the VMSINSTAL command procedure and provides guidelines for designing installation procedures that conform to DIGITAL's recommended standards.

## 2.6 **VAX/VMS Document Set and Order Numbers**

The following tables list all the books of the reference shelf, the task-oriented guides, the condensed documentation set, and optional documentation, and provide order numbers for them.

**Table 2-1 VAX/VMS Reference Shelf (Order Number QLZZ0-GZ)**

Volume	Title	Order No.
	<b>VAX/VMS User's Document Set (Volumes 1A-6)</b>	<b>QLZ30-GZ</b>
Volume 1A	<i>General User</i>	QLZZ1-GZ
	<i>Introduction to the VAX/VMS Document Set</i>	AA-Z101C-TE
	<i>VAX/VMS Glossary</i>	AA-Z102A-TE
	<i>VAX/VMS Release Notes Version 4.4</i>	AA-Z107A-TE
Volume 1B	<i>General User</i>	
	<i>VAX/VMS Mail Utility Reference Manual</i>	AA-Z421A-TE
	<i>VAX/VMS Phone Utility Reference Manual</i>	AA-Z427A-TE
	<i>VAX/VMS Sort/Merge Utility Reference Manual</i>	AA-Z431A-TE
	<i>VAX/VMS DCL Concepts Manual</i>	AA-HK73A-TE

## Components of the VAX/VMS Document Set

**Table 2-1 (Cont.) VAX/VMS Reference Shelf (Order Number QLZZ0-GZ)**

Volume	Title	Order No.
Volume 2	<i>Command Language</i>	QLZZ2-GZ
	<i>VAX/VMS DCL Dictionary</i>	AA-Z200C-TE
Volume 3A	<i>Text Processing</i>	QLZZ3-GZ
	<i>VAX EDT Reference Manual</i>	AA-Z300A-TE
	<i>VAX DIGITAL Standard Runoff (DSR) Reference Manual</i>	AA-Z301B-TE
	<i>VAX/VMS SUMSLP Utility Reference Manual</i>	AA-Z432A-TE
Volume 3B	<i>Text Processing</i>	
	<i>VAX Text Processing Utility Reference Manual</i>	AA-EC64C-TE
Volume 4	<i>System Messages</i>	QLZZ4-GZ
	<i>VAX/VMS System Messages and Recovery Procedures Reference Manual</i>	AA-Z800B-TE
Volume 5A	<i>System Management</i>	QLZZ5-GZ
	<i>VAX/VMS System Manager's Reference Manual</i>	AA-Y507B-TE
	<i>VAX/VMS Access Control List Editor Reference Manual</i>	AA-Z414B-TE
	<i>VAX/VMS Accounting Utility Reference Manual</i>	AA-Z400A-TE
	<i>VAX/VMS Authorize Utility Reference Manual</i>	AA-Z406A-TE
Volume 5B	<i>System Management</i>	
	<i>VAX/VMS Backup Utility Reference Manual</i>	AA-Z407B-TE
	<i>VAX/VMS Bad Block Locator Utility Reference Manual</i>	AA-Z435A-TE
	<i>VAX/VMS Disk Quota Utility Reference Manual</i>	AA-Z413A-TE
	<i>VAX/VMS Error Log Utility Reference Manual</i>	AA-Z402B-TE
	<i>VAX/VMS Exchange Utility Reference Manual</i>	AA-Z416B-TE
	<i>VAX/VMS Install Utility Reference Manual</i>	AA-Z417A-TE
	<i>VAX/VMS Monitor Utility Reference Manual</i>	AA-Z423B-TE
	<i>VAX/VMS Mount Utility Reference Manual</i>	AA-Z424A-TE
	<i>VAX/VMS Show Cluster Utility Reference Manual</i>	AA-Z430B-TE
	<i>VAX/VMS System Generation Utility Reference Manual</i>	AA-Z433A-TE
	<i>VAX/VMS Verify Utility Reference Manual</i>	AA-Z434A-TE
Volume 6	<i>Networking</i>	QLZZ6-GZ
	<i>VAX/VMS Networking Manual</i>	AA-Y512C-TE
	<i>VAX/VMS DECnet Test Sender/Receiver Utility Reference Manual</i>	AA-Z410A-TE
	<i>VAX/VMS Network Control Program Reference Manual</i>	AA-Z425C-TE

## Components of the VAX/VMS Document Set

**Table 2-1 (Cont.) VAX/VMS Reference Shelf (Order Number QLZZ0-GZ)**

Volume	Title	Order No.
	<b>VAX/VMS Programmer's Document Set (Volumes 7A-10C)</b>	<b>QLZ40-GZ</b>
Volume 7A	<i>Program Development</i> <i>VAX/VMS Debugger Reference Manual</i>	QLZZ7-GZ AA-Z411C-TE
Volume 7B	<i>Program Development</i> <i>VAX/VMS Command Definition Utility Reference Manual</i> <i>VAX/VMS Librarian Reference Manual</i> <i>VAX/VMS Linker Reference Manual</i> <i>VAX/VMS Message Utility Reference Manual</i> <i>VAX/VMS Patch Utility Reference Manual</i>	AA-Z408A-TE AA-Z419A-TE AA-Z420A-TE AA-Z422A-TE AA-Z426A-TE
Volume 8A	<i>System Routines</i> <i>Introduction to VAX/VMS System Routines</i> <i>VAX/VMS Utility Routines Reference Manual</i>	QLZZ8-GZ AA-Z500B-TE AA-Z504B-TE
Volume 8B	<i>System Routines</i> <i>VAX/VMS Run-Time Library Routines Reference Manual</i>	AA-Z502C-TE
Volume 8C	<i>System Routines</i> <i>VAX/VMS Run-Time Library Routines Reference Manual (Part II (MTH\$))</i>	AA-Z505C-TE
Volume 8D	<i>System Routines</i> <i>VAX/VMS System Services Reference Manual</i>	AA-Z501C-TE
Volume 9	<i>RMS</i> <i>VAX Record Management Services Reference Manual</i> <i>VAX/VMS Analyze/RMS_File Utility Reference Manual</i> <i>VAX/VMS Convert and Convert/Reclaim Utility Reference Manual</i> <i>VAX/VMS File Definition Language Facility Reference Manual</i>	QLZZ9-GZ AA-Z503B-TE AA-Z404B-TE AA-Z409A-TE AA-Z415B-TE
Volume 10A	<i>System Programming</i> <i>VAX/VMS I/O User's Reference Manual: Part I</i> <i>VAX/VMS I/O User's Reference Manual: Part II</i> <i>VAX/VMS Delta/XDelta Utility Reference Manual</i> <i>VAX/VMS System Dump Analyzer Reference Manual</i>	QLZ10-GZ AA-Z600C-TE AA-Z601B-TE AA-Z412A-TE AA-Z429C-TE

## Components of the VAX/VMS Document Set

**Table 2-1 (Cont.) VAX/VMS Reference Shelf (Order Number QLZZ0-GZ)**

Volume	Title	Order No.
Volume 10B	<i>System Programming</i> <i>VAX MACRO and Instruction Set Reference Volume</i>	AA-Z700A-TE
Volume 10C	<i>System Programming</i> <i>Writing a Device Driver for VAX/VMS</i>	AA-Y511B-TE

**Table 2-2 VAX/VMS Guides (Order Number QLYY1-GZ)**

Title	Order No.
<i>Introduction to VAX/VMS</i>	AA-Y500A-TE
<i>Guide to Using DCL and Command Procedures on VAX/VMS</i>	AA-Y501A-TE
<i>Guide to Text Processing on VAX/VMS</i>	AI-Y502B-TE
<i>Guide to Programming on VAX/VMS</i>	AI-Y503B-TE
<i>Guide to VAX/VMS Disk and Magnetic Tape Operations</i>	AI-Y506B-TE
<i>Guide to VAX/VMS Performance Management</i>	AI-Y515B-TE
<i>Guide to VAX/VMS File Applications</i>	AI-Y508B-TE
<i>Guide to VAX/VMS System Security</i>	AA-Y510B-TE
<i>Guide to VAXclusters</i>	AA-Y513A-TE
<i>Guide to VAX/VMS Software Installation</i>	AI-Y514B-TE
<i>Guide to Creating Modular Procedures on VAX/VMS</i>	AA-FB84A-TE

**Table 2-3 VAX/VMS Condensed Documentation Set (Order Number QLZ20-GZ)**

Title	Order No.
<i>VAX/VMS Mini-Reference</i>	AI-Y516A-TE
<i>VAX/VMS User's Manual</i>	AI-Y517A-TE

**Table 2-4 VAX/VMS Programming Card and TECO Guide (Order Number QLYY2-GZ)**

Title	Order No.
<i>VAX-11 Programming Card</i>	AV-D827C-TE
<i>PDP-11 TECO User's Guide</i>	AA-K420B-TC

**Table 2-5 VAX/VMS Optional Documentation**

Title	Order No.
<i>VAX/VMS Developer's Guide to VMSINSTAL</i>	AI-HB12A-TE



---

## 2.7 VAX/VMS Installation Procedures and Order Numbers

The individual procedures contained in each of the three packages of VAX/VMS installation procedures are listed in the following sections.

---

### 2.7.1 VAX/VMS Installation Procedures—Package 1 (Order No. AA-Z224B-TE)

The procedures contained in package 1 are as follows:

- *Installing VAX/VMS on a VAX-11/725*
- *Installing VAX/VMS on an IDC-Based VAX-11/730 Configured for R80/RL02 Operations*
- *Installing VAX/VMS on a VAX-11/750 from an RL02 Distribution Kit*
- *Running the UETP after Installation*

---

### 2.7.2 VAX/VMS Installation Procedures—Package 2 (Order No. AA-Z225B-TE)

The procedures contained in package 2 are as follows:

- *Installing VAX/VMS on a UDA-Based VAX-11/730 from Magnetic Tape*
- *Installing VAX/VMS on a VAX-11/750 from Magnetic Tape*
- *Installing VAX/VMS on a VAX-11/780 from Magnetic Tape*
- *Installing VAX/VMS on a VAX 8600 from Magnetic Tape*
- *Installing VAX/VMS on a VAX-11/750 from an HSC-Based Tape*
- *Installing VAX/VMS on a VAX-11/780 from an HSC-Based Tape*
- *Installing VAX/VMS on a VAX 8600 from an HSC-Based Tape*
- *Running the UETP after Installation*

---

### 2.7.3 VAX/VMS Installation Procedures—Package 3 (Order No. AA-Z226B-TE)

The procedures contained in package 3 are as follows:

- *Installing VAX/VMS on a UDA-Based VAX-11/730 from an RA60 Distribution Disk*
- *Installing VAX/VMS on a VAX-11/750 from an RA60 or RK07 Distribution Disk*
- *Installing VAX/VMS on a VAX-11/780 from an RA60 or RK07 Distribution Disk*

## Components of the VAX/VMS Document Set

- *Installing VAX/VMS on a VAX-11/750 from an HSC-Based Disk*
- *Installing VAX/VMS on a VAX-11/780 from an HSC-Based Disk*
- *Installing VAX/VMS on a VAX-11/750 Dual-RK07 System*
- *Installing VAX/VMS on a VAX-11/780 Dual-RK07 System*
- *Running the UETP after Installation*

---

## READER'S COMMENTS

**Note:** This form is for document comments only. DIGITAL will use comments submitted on this form at the company's discretion. If you require a written reply and are eligible to receive one under Software Performance Report (SPR) service, submit your comments on an SPR form.

Did you find this manual understandable, usable, and well organized? Please make suggestions for improvement.

---

---

---

---

---

---

---

---

---

---

Did you find errors in this manual? If so, specify the error and the page number.

---

---

---

---

---

---

---

---

---

---

Please indicate the type of user/reader that you most nearly represent:

- Assembly language programmer
- Higher-level language programmer
- Occasional programmer (experienced)
- User with little programming experience
- Student programmer
- Other (please specify) \_\_\_\_\_

Name \_\_\_\_\_ Date \_\_\_\_\_

Organization \_\_\_\_\_

Street \_\_\_\_\_

City \_\_\_\_\_ State \_\_\_\_\_ Zip Code \_\_\_\_\_  
or Country

Do Not Tear - Fold Here and Tape

**digital**




No Postage  
Necessary  
if Mailed in the  
United States

**BUSINESS REPLY MAIL**

FIRST CLASS PERMIT NO.33 MAYNARD MASS.

POSTAGE WILL BE PAID BY ADDRESSEE

SSG PUBLICATIONS ZK1-3/J35  
DIGITAL EQUIPMENT CORPORATION  
110 SPIT BROOK ROAD  
NASHUA, NEW HAMPSHIRE 03062-2698



Do Not Tear - Fold Here

Cut Along Dotted Line

---

## READER'S COMMENTS

**Note:** This form is for document comments only. DIGITAL will use comments submitted on this form at the company's discretion. If you require a written reply and are eligible to receive one under Software Performance Report (SPR) service, submit your comments on an SPR form.

Did you find this manual understandable, usable, and well organized? Please make suggestions for improvement.

---

---

---

---

---

---

---

---

---

---

Did you find errors in this manual? If so, specify the error and the page number.

---

---

---

---

---

---

---

---

---

---

Please indicate the type of user/reader that you most nearly represent:

- Assembly language programmer
- Higher-level language programmer
- Occasional programmer (experienced)
- User with little programming experience
- Student programmer
- Other (please specify) \_\_\_\_\_

Name \_\_\_\_\_ Date \_\_\_\_\_

Organization \_\_\_\_\_

Street \_\_\_\_\_

City \_\_\_\_\_ State \_\_\_\_\_ Zip Code \_\_\_\_\_  
or Country

Do Not Tear - Fold Here and Tape

**digital**




No Postage  
Necessary  
if Mailed in the  
United States

**BUSINESS REPLY MAIL**  
FIRST CLASS PERMIT NO.33 MAYNARD MASS.

POSTAGE WILL BE PAID BY ADDRESSEE

SSG PUBLICATIONS ZK1-3/J35  
DIGITAL EQUIPMENT CORPORATION  
110 SPIT BROOK ROAD  
NASHUA, NEW HAMPSHIRE 03062-2698



Do Not Tear - Fold Here

Cut Along Dotted Line