

OPERATING SYSTEM INTERFACE GUIDE

THE CORVUS CONCEPT

 **CORVUS SYSTEMS**

DISCLAIMER OF ALL WARRANTIES & LIABILITIES

Corvus Systems, Inc. makes no warranties, either expressed or implied, with respect to this manual or with respect to the software described in this manual, its quality, performance, merchantability, or fitness for any particular purpose. Corvus Systems, Inc. software is sold or licensed "as is." The entire risk as to its quality or performance is with the buyer and not Corvus Systems, Inc., its distributor, or its retailer. The buyer assumes the entire cost of all necessary servicing, repair, or correction and any incidental or consequential damages. In no event will Corvus Systems, Inc. be liable for direct, indirect, incidental or consequential damages, even if Corvus Systems, Inc. has been advised of the possibility of such damages. Some states do not allow the exclusion or limitation of implied warranties or liabilities for incidental or consequential damages, so the above limitation may not apply to you.

Every effort has been made to insure that this manual accurately documents the operation and servicing of Corvus products. However, due to the ongoing modification and update of the software along with future products, Corvus Systems, Inc. cannot guarantee the accuracy of printed material after the date of publication, nor can Corvus Systems, Inc. accept responsibility for errors or omissions.

NOTICE

Corvus Systems, Inc. reserves the right to make changes in the product described in this manual at any time without notice. Revised manuals and update sheets will be published as needed and may be purchased by writing to:

Corvus Systems, Inc.
2029 O'Toole Avenue
San Jose, CA 95131

Telephone: (408) 946-7700
TWX 910-338-0226

This manual is copywrited and contains proprietary information. All rights reserved. This document may not, in whole or in part be copied, photocopied, reproduced, translated or reduced to any electronic medium or machine readable form without prior consent, in writing, from Corvus Systems, Inc.

Copyright© 1982 by Corvus Systems, Inc. All rights reserved.

Mirror® patent pending, The Corvus Concept™, Transporter™, Corvus OMNINET™, Corvus Logicalc™, Time Travel Editing™, EdWord™, Constellation™, Corvus™, Corvus Systems™, Personal Workstation™, Tap Box™, Passive Tap Box™, Active Junction Box™, Omninet Unit™ are trademarks of Corvus Systems, Inc.

FCC WARNING

This equipment generates, uses, and can radiate radio frequency energy and if not installed and used in accordance with the instruction manual, may cause interference to radio communications. As temporarily permitted by regulation it has not been tested for compliance with the limits for Class A computing devices pursuant to Subpart J of Part 15 of FCC Rules, which are designed to provide reasonable protection against such interference. Operation of this equipment in a residential area is likely to cause interference in which case the user at his own expense will be required to take whatever measures may be required to correct the interference.

OPERATING SYSTEM INTERFACE GUIDE

THE CORVUS CONCEPT

PART NO.: 7100-03290

DOCUMENT NO.: CCC/36-99/1.1

RELEASE DATE: February, 1983

CORVUS CONCEPT™ is a trademark of Corvus Systems, Inc.

TABLE OF CONTENTS

Operating System Interface Guide

Driver Examples

MERLIN OPERATING SYSTEM

Interface Guide

First Edition

4th October 1981

**Silicon Valley Software Incorporated
10340 Phar Lap Drive
Cupertino
California 95014**

These MERLIN Operating System Manuals were produced by:

Jeffrey Barth, R. Steven Glanville and Henry McGilton.

Silicon Valley Software Incorporated
Publication Number 810830-01

MERLIN is a trade name belonging to Silicon Valley Software Incorporated.

UNIX is a trade name belonging to Bell Telephone Laboratories.

Copyright (C) 1981 by Silicon Valley Software Incorporated

All rights reserved. No part of this document may be reproduced, translated, transcribed or transmitted in any form or by any means manual, electronic, electro-magnetic, chemical or optical without explicit written permission from Silicon Valley Software Incorporated.

Table of Contents

Chapter 1 Introduction	1
1.1 Overview and Layout of this Guide	2
Chapter 2 General Information	3
2.1 Units	3
2.2 Data Representations in MERLIN	4
2.2.1 Characters, Words, and Long Words	4
2.2.2 Boolean Data Type	5
2.2.3 The NIL Pointer	5
2.2.4 The String Data Type	5
2.2.5 Packed Array of Character	5
2.3 The System Communication Area	7
2.4 The System Call Vector	9
2.4.1 Calling a System Routine	11
2.5 File Information Block (FIB)	11
2.6 Device Directory	15
2.6.1 Directory Entry for a Header Record	15
2.6.2 Directory Entry for a File Entry	16
2.7 The Device or Unit Table	18
2.8 Input Output Result Codes	20
2.9 Memory Layout under MERLIN on the 68000	22
2.10 Register Usage in MERLIN	23
2.11 Environment of A Running Program	23
Chapter 3 System Calls	25
3.1 Unit input-output	25
3.1.1 UNITREAD and UNITWRITE - Direct Unit Data Transfer	25
3.1.2 UNITBUSY - Check if Unit is Busy	26
3.1.3 UNITCLEAR - Reset a Unit	26
3.1.4 UNITSTATUS - Return Status of Unit	26
3.2 File input-output	27

3.2.1	FINIT - Initialize a File	27
3.2.2	FGET and FPUT - Transfer File Data	28
3.2.3	FOPEN - Open File	28
3.2.4	FCLOSE - Close File	28
3.2.5	READCHAR - Read a Character from a File	29
3.2.6	WRITECHAR - Write a Character to a File	29
3.2.7	SEEK - Position to a Specific Record in a File	29
3.2.8	BLOCKIO - Block input-output	30
3.3	Memory Management	31
3.3.1	NEW - Allocate Storage	31
3.3.2	DISPOSE - De-Allocate Storage	31
3.3.3	MARK and RELEASE - Mark Heap and Release Heap	32
3.3.4	MEMAVAIL - Determine Available Memory	32
3.4	GETDIR - Read a Directory	32
Chapter 4 Writing a Unit Driver		34
4.1	Calling Conventions	34
4.1.1	Unit Driver Command Parameter	35
4.2	A Sample Unit Driver	36
Chapter 5 Interface Definitions in Pascal		39
5.1	Basic Constant and Type Definitions	39
5.1.1	Layout of the Date Record	41
5.1.2	Layout of a Directory Entry	41
5.1.3	File Interface Block Definition	43
5.1.4	System Communication Area Definition	44
5.1.5	Layout of the Device Table	44
5.1.6	Layout of the Process Table	44
5.2	Procedure Interfaces in PASCAL	46
5.2.1	Unit Input Output	46
5.2.2	File Input Output	47
5.2.3	Memory Management	48
5.2.4	Miscellaneous Procedures	48

PREFACE

MERLIN is a "mini" operating system for computer systems based on the Motorola MC68000 microprocessor.

The MERLIN Operating System Documentation is arranged into two distinct books.

The User's Guide is a "concepts and facilities" manual which explains the core ideas of MERLIN - its command interpreter, file system, and the utility commands that provide a means to get started on MERLIN. The User's Guide also contains information about the software packages and utilities that run under MERLIN. There are descriptions of how to run the compilers, the linker and librarian, and a summary of ED - the line-oriented editor.

The Internals Guide is a MERLIN Internal Interface Guide for programmers wishing to write software to run under MERLIN - it covers topics such as file structures, memory layout, device drivers, and other information about MERLIN.

There are other manuals in addition to these two. The additional manuals are whole, self-contained manuals such as the Pascal and FORTRAN reference manuals. These are separate because (a) they are large and placing them in the User's Guide would make that manual impossibly large, and (b) because they are separately priced-products.

Chapter 1

Introduction

MERLIN is a basic executive program for 68000-based microcomputer systems. Its main purpose is to provide an operating environment in which users can develop and run software applications quickly and easily. MERLIN's main features include:

- . Single-user system - the user has the full power and responsiveness of the MC68000 system available with no competition for resources with other users.
- . Fixed and demountable volumes (devices).
- . Two level file structure.
- . UNIX-like command language with re-direction of input and output.
- . Automatic startup command file for initialization.
- . The shell or command interpreter is simply a system command - users can develop their own shells to suit their specific needs.
- . Assignable device drivers - new device drivers can be incorporated without the need for system reconfiguration.

Users view MERLIN as composed of several distinct parts:

- . the file system provides a way to store data in named collections called files and a way to create, examine, remove, copy, and otherwise manipulate such files.
- . the command interpreter, known as "the shell", provides the basic means of telling MERLIN what things it should do.
- . the programming languages provide the means to write new software applications. MERLIN supports Pascal, FORTRAN, an

Assembler, and a Linker.

- . the utility software supplies tools to aid in using the system. Utilities include an editor for creating and changing text files, disk-file manipulation programs and object code management programs.

Users use these basic operating system facilities to generate their own applications packages or to do other useful work. There are many commercially available packages for business and scientific use written in languages supported by MERLIN.

On the surface, MERLIN looks somewhat like UNIX (for users familiar with UNIX), in that MERLIN uses the same command layouts and methods to indicate options. MERLIN also uses the same notation for describing files. It should be noted, however, that MERLIN is not UNIX, and does not have the power and capabilities of a full UNIX system.

This document is intended as an internal interface guide for those wishing to write software to run under MERLIN's control.

Internally, MERLIN's file system is not a proper hierarchical file system. The file system in fact is at this time compatible with the UCSD PASCAL file system. There were some good reasons for doing this, the major one being a portability issue.

1.1 Overview and Layout of this Guide

Chapter 2 is a "general information" chapter which describes the basic details of MERLIN, discusses the idea of units, and describes some of the data structures necessary.

Chapter 3 is a detailed breakdown of the various system calls that MERLIN provides.

Chapter 4 provides a description on "how to write a device driver". An annotated sample device is provided.

Chapter 5 is a list of the Pascal types and procedure interfaces that are described in narrative form in Chapter 3. These Pascal interfaces are there for those who are more comfortable in Pascal.

Chapter 2

General Information

This Chapter supplies general information about data structures and the means by which software makes MERLIN system calls. Topics covered in this Chapter are:

- . a description of the units that MERLIN supports.
- . data representation.
- . various data structures such as the system communication area.
- . memory layout, and program environment.

2.1 Units

MERLIN, as stated previously, looks somewhat like the UCSD Pascal system. MERLIN knows about several units, that is, external devices to or from which data may be transferred.

Generally speaking, it is only necessary to be concerned with units when using unit input-output - the software layer below that of file input-output. The unit numbers that MERLIN currently deals with are as follows:

<u>Unit Number and Name</u>	<u>Description</u>
0 - /null	is a "null" device. It acts as an infinite sink or "black hole" when it is written to; when it is read from, an end-of-file condition is returned.
1 - /console	is the console, that is, the keyboard and screen, <u>with echo</u> .

- 2 - /system is the console, that is, the keyboard and screen, without echo.
- 3 - is user assignable.
- 4 - is the boot disk - the disk from which MERLIN boots up, and the default disk on which MERLIN looks for commands.
- 5 - is a user disk. Note that devices 9..12 are also user disks.
- 6 - /printer is the printer if one is attached.
- 7 - /remin is the remote input device, such as a serial line.
- 8 - /remout is the remote output device, corresponding to (7) above.
- 9 .. 12 are user disks.
- 13..20 are user assignable devices. There may be different numbers of user assignable devices in different implementations of MERLIN.

2.2 Data Representations in MERLIN

This Section describes the way that data is represented internally in MERLIN.

MERLIN is implemented almost entirely in 68000 Pascal, with a small number of lines of assembler code to perform raw device handling. Thus the discussion on data representations and memory layout represent the Pascal implementations. These notes are for users wishing to interface foreign language implementations to the Pascal oriented MERLIN system.

2.2.1 Characters, Words, and Long Words

Characters, words, and long words are the three basic data types. Data elements which occupy words are always aligned on word (even byte) boundaries.

Characters, or bytes, occupy 16 bits if they are not packed. Packed characters occupy a byte and are aligned on a byte boundary.

Words occupy two bytes, or 16 bits. Words are the Pascal integer data types. Words are always aligned on a two byte boundary. Words represent signed integers in the range -32768 .. +32767.

Long Words occupy four bytes, or 32 bits. Long words are always aligned on a two byte boundary. Long words are accessible in Pascal by the longint data type. Long words represent signed integers in the range -2,147,483,648 .. +2,147,483,647. Long words are also used to store memory addresses and pointers in Pascal.

2.2.2 Boolean Data Type

The Pascal implementation has a Boolean data type. A Boolean is always represented in a single byte quantity. A value of 0 (zero) represents false. A value of 1 (one) represents true. No other values are valid. When a Boolean value is not an element of a packed data structure, a full byte of storage is used to facilitate access.

2.2.3 The NIL Pointer

As mentioned above, the Pascal implementation uses a long word or 32-bit quantity to represent a pointer. One of the important pointers is the nil pointer which points to no data element (for example, used to indicate the end of a list). In this implementation, nil is represented by the value zero (0).

2.2.4 The String Data Type

Pascal has a dynamic sized string data type similar to that of the UCSD Pascal system. A string is a sequence of bytes in memory, with the first byte in the string containing the length of the string (not including the first byte). This means that the maximum string length is 255 bytes. A string value must be aligned on a word boundary.

2.2.5 Packed Array of Character

The Packed Array of Char(acter) data type is not the same as the length delimited string type described above. The Packed Array of Character is simply a stream of bytes in memory. There is no length field as in the string data type above. As with dynamic sized strings, a packed array of character must be aligned on a word boundary.

2.3 The System Communication Area

MERLIN maintains a System Communication Area in RAM. The System Communication Area contains global information that is important to running programs. Two of the important items are the "IORESULT", which is the return code from input-output operations, and the start address of the system call jump vector.

The System Communication Area base address is contained in the long word found in absolute location \$180. The System Communication Area layout is described here.

IORESULT is a word value which contains a result code after completion of any input-output process.

PROCESS NUMBER is a word value, which is the current process number. The initial shell is assigned process number 0. Each subsequent process receives an incremented process number.

FREE HEAP is a long word pointer to the start of the free memory available for storage allocation.

SYSTEM CALL VECTOR is a long word pointer to the start of the system call vector. The system call vector is a table of jump addresses to the system routines. This is described in more detail later on.

SYSOUT is a long word pointer to the initial shell's standard output file. SYSIN and SYSOUT are used for court of last resort error messages when the Pascal system runs into trouble, for example, when it runs short of allocatable storage.

SYSIN is a long word pointer to the initial shell's standard input file.

SYSTEM DEVICE TABLE is a long word pointer to the device table.

DIRECTORY NAME is a long word pointer to the currently "logged" directory name.

USER TABLE is a long word pointer to the start address of the user command table.

DATE RECORD is the encoded form of the current date. The Date Record occupies one word.

OVERLAY TABLE ADDRESS is a long word value which is the start address of the overlay table. This value is only used when the running process contains overlays. Otherwise it contains a zero (0).

NEXT PROCESS NUMBER is a word value that the next process number will be assigned.

NUMBER OF PROCESSES is a word value representing the number of processes currently active (including the first level shell).

PROCESS TABLE ADDRESS is a long word pointer to the process table. The process table is simply a save area for process context information.

BOOT NAME is a long word pointer to the name of the device from which to boot the system.

MEM MAP is a long word pointer to a table describing the limits of memory available to MERLIN on the current hardware.

BOOTDEV is a word value representing the device number of the initial boot device.

byte +0	IORESULT
+2	Process Number
+4	Pointer to next available free space on the heap
+8	Pointer to start of System Call Vector
+12	Pointer to System Output File
+16	Pointer to System Input File
+20	Pointer to System Device Table
+24	Pointer to Boot Device Directory Name
+28	Pointer to Start of User Command Table
+32	Today's Date (held as a Packed Record)
+34	Overlay Jump Table Address
+38	Next Process Number
+40	Number of Processes
+42	Pointer to the Process Table Array
+46	Pointer to the Name of the Boot Device
+50	Pointer to Memory Bounds Map
+54	Boot Device Number

Figure 2-1
System Communication Area Layout

2.4 The System Call Vector

All MERLIN system calls are, at this time, made by reference

through a vector of procedure addresses. The start address of the system call vector is found in the system communication area, described previously. Each entry in the system call vector is a long word (32-bit) pointer. The table below is a list of the entries in the system call vector.

Offset	Routine Name	Description
0	UNIT WRITE	Direct write to unit.
1	UNIT READ	Direct read from a unit.
2	UNIT CLEAR	Clear - reset a unit.
3	UNIT BUSY	Check if unit is busy.
4	FPUT	Write one record to a file.
5	FGET	Read one record from a file.
6	FINIT	Initialize a file.
7	FOPEN	Open a file.
8	FCLOSE	Close a file.
9	WRITECHAR	Write a character to a file.
10	READCHAR	Read a character from a file.
11	BLOCKIO	Block input-output. Transfer a specified number of blocks to or from a file.
12	FSEEK	Position a file to a specific record.
13	NEW	Allocate memory on the heap.
14	DISPOSE	Remove allocated memory. DISPOSE is currently a no-op. Mmemory management is handled with MARK and RELEASE.
15	MARK	Mark the current position of the top of heap.
16	RELEASE	Cut the heap back to a previously MARK'ed position.
17	MEMAVAIL	Determine amount of memory available for dynamic storage allocation.
18		Get directory name.
19	LOAD1	Calls the loader to load an overlay.
20	REMOVE1	Remove (unload) an overlay.
21	SYSTEM DEBUG	If NIL, there is no debug available.
22	MERLIN	The entry point to restart MERLIN.

Figure 2-2
The System Call Vector

The last four entries in the table above are used by MERLIN and need not normally be accessed by user programs.

2.4.1 Calling a System Routine

To call a system routine, the appropriate parameters must be pushed onto the stack. The last thing pushed onto the stack should be the return address (normally pushed via a JSR instruction). The address of a system routine is extracted from the system-call vector, and a JSR to that address is then executed.

The code fragment below illustrates a way to call a system routine. In this specific example, the routine FCLOSE is called to close a file.

```

PEA      FBUFF      ; Push address of FIB.
CLR.W   -(SP)      ; Close type := NORMAL.
MOVE.L  $180.W,A0  ; A0 := System Communication Area address.
MOVE.L  8(A0),A0   ; A0 := System Call Vector address.
MOVE.L  32(A0),A0  ; A0 := Address of FCLOSE entry.
JSR     (A0)       ; Call the FCLOSE routine.
... Return Address ...; FCLOSE returns to here

```

2.5 File Information Block (FIB)

Access to files requires passing the address of a File Information Block, abbreviated to FIB. A FIB contains all information about a file, its type, buffering and so on.

Before a file can be opened, an FIB must be allocated. The total number of bytes to be allocated depends on whether using Block input-output is being used. If Block input-output is being used, the FIB is 64 bytes long. In this case, the user must also allocate a buffer for the block. If Block input-output is not being used, in other words the file is a text file or an ISO file of type, the FIB is 576 bytes long, plus the number of bytes in a record.

WINDOW is a long word pointer to the file 'window' - the area at the end of the FIB that holds the current record.

END OF LINE is a Boolean that is true if an end-of-line was encountered in the file, false otherwise.

END OF FILE is a Boolean that is true if the file is positioned at end-of-file, false otherwise.

TEXT is a Boolean that is true if this is a text file. This is true for interactive (mode 0) or text (mode -2) files. It is false for any other file type.

STATE is a word value that can take on the values 0, 1, 2 or 3. This field is only used for text files.

RECORD SIZE is a word quantity that defines the number of bytes in a record.

FILE IS OPEN is a Boolean quantity. When true, the following information in the structure is valid.

FILE IS BLOCKED is a Boolean value that is true if the file resides on a blocked device.

UNIT NUMBER is a word that contains the current unit number for this file.

VOLUME NAME is an eight byte string that contains the name of the volume on which this file resides. The first byte in the string is the number of bytes in the volume name.

REPEAT COUNT is a word quantity that represents the number of leading spaces on a line. It is included here for UCSD Pascal compatibility.

NEXT BLOCK is a word quantity which is the number of the next block to be read from or written to the file. This field only applies when the file is an ISO or a text file.

MAXIMUM BLOCK is a word quantity that is the number of the last block in the file.

MODIFIED is a Boolean quantity that, when true, indicates that this file has been changed.

HEADER is a directory entry. This information is used by the file system and contains information such as the file's name, relative disk location and latest modification date. The directory entry

occupies 26 bytes in the FIB.

SOFT BUFFER is a Boolean quantity that when true, indicates that the file buffer for this file is actually a part of this structure, instead of separately allocated as in the case of a blocked file. When SOFT BUFFER is true, the following items are part of the File Information Block.

NEXT BYTE is a word quantity that is the next byte position to be read or written in the buffer.

MAXIMUM BYTE is a word quantity that is the number of the last byte in the buffer. This is used when reading a file that has a partial last block or when writing any file.

BUFFER CHANGED is a Boolean quantity that when true, indicates that the file buffer in this FIB has been changed and therefore must be eventually written back to the disk.

BUFFER is a 512 byte array - the size of one logical disk block.

RECORD WINDOW is an array of bytes sufficiently large to hold one record from the file. If that record is an odd number of bytes in size, the buffer is increased to be an even number of bytes long.

The diagram on the next page is a graphic layout of a File Information Block.

byte +0	Pointer to the File Buffer	
+4	End Of Line	End Of File
+6	Text File	File State
+8	Record Length	
+10	File Is Open	File Is Blocked
+12	Unit Number on which the File resides	
+14	Length of Volume Name	Volume Name (7 bytes)...
+22	Maximum Block	
+24	Next Block	
+26	Repeat Count	
+28	File Has Been Modified	Unused
+30	First Block	
+32	Next Block	
+34	File Kind	Unused
+36	Length Byte of Filename	Filename (15 bytes).....
+52	Number of Bytes in the Last Block of the File	
+54	Month (4)	Day (5 bits) Year (7 bits)
+56	Unused	File has Soft Buffer
+58	Maximum Byte	
+60	Next Byte	
+62	Unused	Buffer has been Changed
+64..571	512 byte buffer if the file has a 'soft buffer'	
+572	'window' big enough for one record of the file	

2.6 Device Directory

A directory resides on a blocked device. The device directory contains information about the volume and the files that reside on that volume. A complete directory is an array of 73 directory entries, the first entry being the header record which describes the specific volume. The other 72 entries are for the files that reside on the device. The elements in a directory entry are described here:

FIRST BLOCK is a word quantity which is the number of the first available block on this device. This entry is normally zero (0).

NEXT BLOCK is a word quantity which is the number of the next available block after this entry. For the volume header entry, this is normally 6.

FILE KIND is a four-bit quantity which is the kind of file that this entry describes. The next two Subsections describe the different layouts of a directory entry depending on the file kind field. The values of file kind that are of interest are:

- | | |
|---|-----------------------------------|
| 0 | a directory header entry. |
| 2 | a code file. |
| 3 | a text file. |
| 5 | a data file. |
| 8 | is also a directory header entry. |

the file kind entry is followed by 12 bits of unused space to fill up the word.

2.6.1 Directory Entry for a Header Record

If the **FILE KIND** field in the directory entry indicates that this entry is a directory header record, the following fields are valid:

VOLUME NAME is an 8-byte field consisting of a length byte followed by seven characters of the volume name.

LAST BLOCK a word quantity which is the number of the last available block on this volume.

NUMBER OF FILES a word quantity which is the number of files on this volume.

LOAD TIME a word quantity which is not used - it is set to zero.

LAST BOOT is a word quantity which contains the most recent setting of the date. This word is in fact a date record.

MEMORY FLIPPED a Boolean quantity only used by the system.

DISK FLIPPED a Boolean quantity only used by the system.

There are two unused bytes at the end of the directory header entry.

2.6.2 Directory Entry for a File Entry

If the FILE KIND field in the directory entry indicates that this entry is any sort of file, the layout of the entry is as follows:

FILE NAME is a 16-byte field containing the file name. The first byte contains the length of the field - the remaining 15 bytes are the characters of the file name.

LAST BYTE is a word quantity which is the number of bytes in the last block of the file.

LAST MODIFICATION DATE is a word quantity containing a date record representing the last time that this file was changed.

The diagram below illustrates the layout of a single directory entry. The first section is common to all kinds of directory entries. Then the entries on the left hand side correspond to a directory header entry and those on the right hand side

correspond to a file entry.

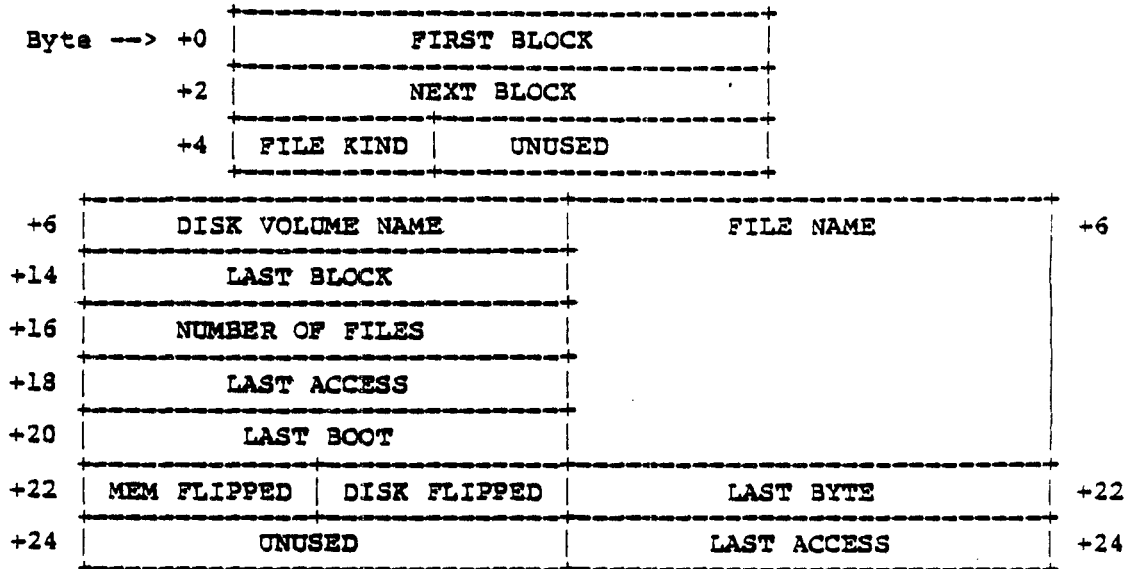


Figure 2-3
Layout of a Directory Entry

2.7 The Device or Unit Table

The Device (or Unit) Table contains the maximum number of devices in the first word of the table. The remainder of the table consists of an entry for each particular unit. The overall layout of the unit table is as shown in the diagram below.

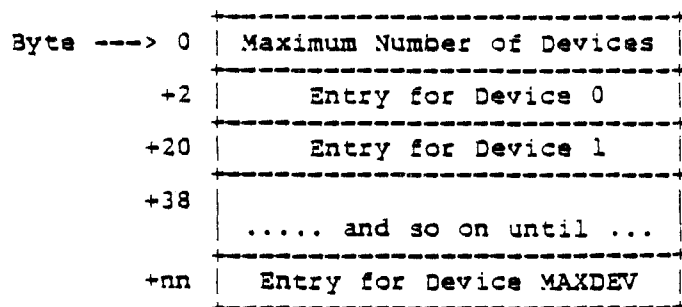


Figure 2-4
Overall Layout of the Device Table

Each entry in the unit table contains the following information:

VALID OPERATION BITS

a word quantity which contains a bit-map that with bits "on" to specify those operations that are valid for this device. The bits in the first word in each entry have the following meanings:

- 1 this unit can perform a UNITREAD operation.
- 2 this unit can perform a UNITWRITE operation.
- 4 this unit can perform a UNITCLEAR operation.

- 8 this unit can perform a UNITBUSY operation.
- 16 this unit can perform a UNITSTATUS operation.

ADDRESS OF DRIVER

is a long word pointer to the driver code for this device.

BLOCKED

a Boolean which when true, indicates that this is a blocked device.

MOUNTED

a Boolean which when true, indicates that this device is mounted (a driver is assigned to it).

DEVICE NAME

an eight-byte field which is the name of the device. The first byte is the length of the string; the remaining seven bytes are the actual name of the device.

DEVICE SIZE

is a word quantity which is the number of 512-byte blocks on this device. For an unblocked device, it is set to the maximum integer, 32767.

The layout of each entry in the device table is as shown below.

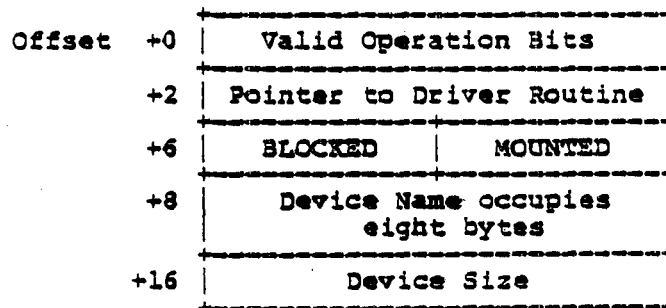


Figure 2-5
Individual Device Table Entries

2.8 Input Output Result Codes

The IORESULT field in the System Communication Area contains a result code every time some input-output process is completed. The table below describes the codes and their meanings.

0	Good result. The operation completed successfully.
1	Bad Block. Usually due to CRC error on disk read.
2	Either a bad unit number, or there is no driver implemented for this unit.
3	The requested input output function is not valid for this device. For example, block write to the keyboard. Also happens when attempting to open an already open file.
4	Nebulous Hardware Error.
5	Lost Device - a previously accessed device went offline.
6	Lost File - a previously accessed file has disappeared from the file directory.
7	Invalid File Name.
8	No room left on the device for the file.
9	this usually indicates something disastrous occurred while doing the input-output - the device is off-line, for example.
10	No File - the named file does not exist.
11	Duplicate File - attempt to rewrite a file that already exists.
12	File is Already Open - An attempt to open a file that is already open.

- 13 File Not Open - Attempt to operate on a closed file.
- 14 Bad Format - Non-numeric data read in an Integer or Real read operation.
- 15 Ring Buffer Overflow.
- 16 Write Protect - attempt to write to a write protected device.
- 17 Seek Error - Seek on a file that is not a text file or a blocked file. Also seek to a negative record number.
- 64 Device Error of unknown origin.

2.9 Memory Layout under MERLIN on the 68000

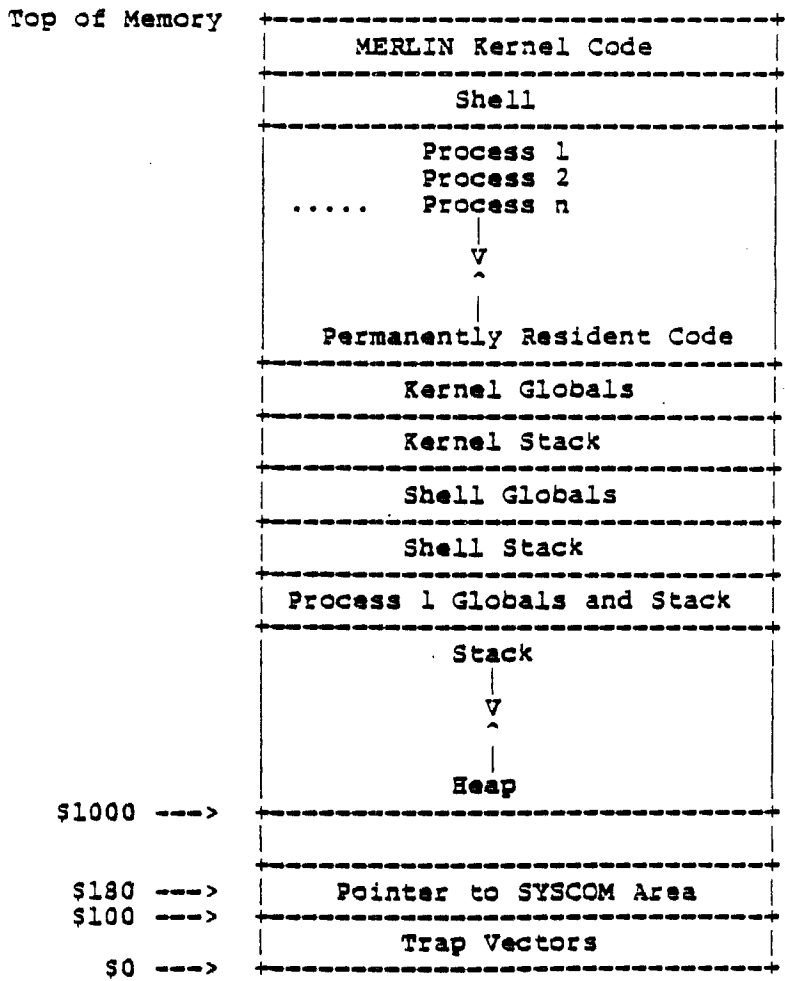


Figure 2-6
Memory Layout in MERLIN

2.10 Register Usage in MERLIN

Registers A4 .. A7 are reserved for system use as follows:

- A4 holds the address of the overlay jump table.
- A5 holds the address of the user global data.
- A6 holds the base address of the local stack frame. A6 is undefined for a procedure at the outermost (main) level.
- A7 holds the current stack top address.

All other registers are CLOBBERED when system calls are made.

2.11 Environment of A Running Program

The diagram below shows the run-time environment pointed to by register A5.

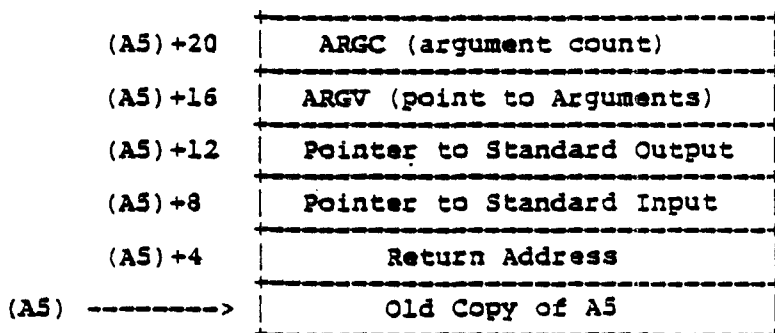


Figure 2-7
Environment of a Running Program

Chapter 3

System Calls

This Chapter provides a blow-by-blow description of the system call interfaces. In all cases, parameters are described in the order in which they must be pushed onto the stack. The last thing pushed onto the stack, in all cases, is the return address. The discussions below cover the following topics:

- . Unit input-output.
- . File input-output.
- . Memory Management.

3.1 Unit input-output

Unit input-output is at the lowest level of the system input-output facilities. Unit input-output references the physical devices in terms of physical blocks (on a disk). There are five system interfaces for unit input-output, namely UNITREAD, UNITWRITE, UNITBUSY, UNITCLEAR and UNITSTATUS. They are described in the subsections that follow.

3.1.1 UNITREAD and UNITWRITE - Direct Unit Data Transfer

UNITREAD and UNITWRITE are used to transfer information between a memory buffer and a specific unit. Parameters are:

unit number a word quantity representing the physical unit number involved in the transfer.

buffer address a long word pointer to the memory buffer.

byte count a word quantity representing the number of bytes

to be transferred.

block number a word quantity representing the physical block number to be read or written. In the case of character devices such as the keyboard or printer, the block number is ignored.

mode a word quantity which is driver dependent. For example, in the UCSD Pascal system, one of the functions of mode is to inhibit special treatment of space compression indicators in the byte stream as it flies through the driver.

3.1.2 UNITBUSY - Check if Unit is Busy

UNITBUSY can be called to determine if the unit is busy, that is, whether it is ready for data transfer. Parameters are:

unit number a word quantity which is the number of the unit involved.

UNITBUSY returns a result on the stack top. The result is a Boolean quantity which is true if the unit is busy, false if not busy.

3.1.3 UNITCLEAR - Reset a Unit

UNITCLEAR is called to "reset" a unit to a known initialized state. Parameters are:

unit number a word quantity representing the number of the unit to be cleared.

3.1.4 UNITSTATUS - Return Status of Unit

UNITSTATUS is a catch-all procedure which, in addition to returning the status of the specified unit, can also be used to change unit parameters. Parameters are:

unit number a word quantity representing the physical unit number involved.

buffer address a long word pointer to the buffer used for transferring information between UNITSTATUS and the caller.

control a word quantity representing a control parameter whose meaning is agreed upon between UNITSTATUS and any of its callers.

3.2 File input-output

This Section describes those facilities that deal with files. In order to use the File input-output facilities, it is necessary to allocate a File Information Block (FIB). See Chapter 2 for the details of an FIB. If Blocked input-output is being used, a buffer must also be allocated for the data transfer operations. The buffer must be big enough to hold the number of blocks to be transferred at any time.

3.2.1 FINIT - Initialize a File

FINIT sets up a File Information Block when the file is opened. The Open File function (FOPEN) usually calls upon FINIT to do this. User programs do not normally need to call FINIT. Parameters are:

Pointer to FIB a long word pointer to a File Information Block.

bytes in a record a word quantity. There are special meanings attached to this parameter if it is zero or negative. If positive, it represents the number of bytes per record in the file. If zero or negative, it has the following meanings:

0 this file is an interactive file - it is talking to a device such as a terminal. An interactive file is to all intents and purposes the same as a text file. There are some minor differences in the way that end-of-line is handled.

-1 this file is a UCSD Pascal compatible file. It is normally declared as just file; (an untyped file), as opposed to a file of some-type;. With this file organization, the user must provide

the buffer. Block input-output can only be done to such a file type. See the Subsection on Block input-output later on.

-2 this file is an ISO Standard Pascal compatible file. That is, a file of text;.

3.2.2 FGET and FPUT - Transfer File Data

FGET and FPUT are considered together, since the calls are identical except for the data transfer direction. There is only one parameter:

pointer to FIB a long word pointer to a File Information Block.

3.2.3 FOPEN - Open File

FOPEN "opens" a file ready for data transfer. Parameters are:

Pointer to Filename

a long word pointer to a character string which represents the name of the file to be opened. The maximum number of characters in a file name is 24 at present. This is composed of a seven-character volume name enclosed between slash characters "/", followed by a 15-character file name.

Pointer to FIB a long word pointer to a File Information Block.

New File Indicator

a Boolean quantity which, when true, indicates that this is a new file, and when false, indicates that this is an existing file.

3.2.4 FCLOSE - Close File

FCLOSE closes a file and severs the relationship between a program and a file. It flushes out any buffers. FCLOSE also disposes of the file in a manner determined by the mode parameter described below. Parameters are:

Pointer to FIB a long word pointer to a File Information Block.

Mode a word quantity indicating the disposition of the file after it is closed. The modes are:

- 0 normal - if the file is an old file - it existed prior to this program run, it is saved (retained) in the file system. If the file is a new file - created during this program run, it is deleted or purged from the file system.
- 1 lock - makes a file permanent in the file system, regardless of any conditions mentioned in case (0) above.
- 2 purge - purges or removes this file from the file system when the file is closed.

3.2.5 READCHAR - Read a Character from a File

READCHAR reads a single character from a file. READCHAR only applies to interactive (mode 0), or text (mode -2) files. Parameters are:

Pointer to FIB a long word pointer to a File Information Block.

READCHAR returns a single byte value on the top of the stack.

3.2.6 WRITECHAR - Write a Character to a File

WRITECHAR writes a character to a file. There is a field width specification which can cause space filling. WRITECHAR only applies to interactive (mode 0), or text (mode -2) files. Parameters are:

Pointer to FIB a long word pointer to a File Information Block.

Character to be written is a byte.

Size a word quantity representing a field width. If size is greater than one, the character is preceded with size-1 spaces.

3.2.7 SEEK - Position to a Specific Record in a File

SEEK positions a file to the start of a specific record. It is intended for use in random file addressing situations. For a text file, it positions to the specified byte in the file. The position is absolute within the file, not relative to the previous position. Parameters are :

Pointer to FIB a long word pointer to a File Information Block.

Record Number a long word quantity representing the record to position to. Records are numbered from 0.

3.2.8 BLOCKIO - Block input-output

BLOCKIO (Block oriented input-output) is used to read or write whole blocks on a file. BLOCKIO only applies to untyped files - files created in mode -1. The blocks in question are physical disk blocks. In MERLIN's universe of discourse, blocks are 512 bytes. Parameters are:

Pointer to FIB a long word pointer to a File Information Block.

Pointer to Buffer a long word pointer to a buffer containing the data to be read or written.

Block Count a word quantity representing the number of blocks to be transferred.

Block Number a word quantity representing the block number at which to start the transfer. Blocks are numbered from zero.

Read or Write Indicator a Boolean quantity indicating a Read when true, or a Write when false.

Block input-output returns a word quantity on the stack top. If the value is non-zero it is the number of blocks actually transferred. It is important to note that this value may not always be the same as the number of blocks requested - this happens when an end-of-file is encountered. If the value is zero, it indicates some form of error, in which case IORESULT should be read from the System Communication Area and checked for an error code.

3.3 Memory Management

This section describes those MERLIN system calls dealing with dynamic allocation and de-allocation of memory. Memory Allocation is done on a heap. The heap grows upward from the end of the user program. The user stack grows downward from the top of memory. When the two collide, there is mutual annihilation.

3.3.1 NEW - Allocate Storage

NEW allocates storage on the heap. Parameters are:

Pointer to Storage

a long word pointer which points to another long word pointer. The second pointer receives the start address of the allocated storage, in the event that there is enough storage to allocate. Note that NEW always returns a pointer that is aligned to a word boundary.

Byte Count

a word quantity representing the number of bytes to be allocated. Note that if an odd number of bytes are requested, NEW rounds up to an even (word) number and allocates that number of bytes.

3.3.2 DISPOSE - De-Allocate Storage

DISPOSE currently acts as a no-op. It does not actually dispose of de-allocate storage as in some Pascal implementations. DISPOSE does, however, return a NIL pointer to the caller. Parameters are:

Pointer to Storage

a long word pointer that itself points to another long word pointer. This second pointer is the address of the region of storage to be de-allocated.

Byte Count

a word quantity representing the number of bytes to be freed. It must be the same number as that given to the NEW call as described above.

3.3.3 MARK and RELEASE - Mark Heap and Release Heap

MARK and RELEASE are used in conjunction to de-allocate previously allocated storage. They are identical in their parameter requirements:

Pointer to Storage

a long word pointer that itself points to another long word pointer. This second pointer is the start address of the storage region to be marked or released.

MARK is used to "remember" the current position of the top of the heap. RELEASE subsequently uses the pointer that MARK returns to cut the heap top back to the previously MARK'ed position.

3.3.4 MEMAVAIL - Determine Available Memory

MEMAVAIL returns, on the stack top, a long word quantity which is the number of free bytes available on the heap.

3.4 GETDIR - Read a Directory

GETDIR reads a directory if one is available. Parameters are:

Pointer to Volume Name

is a long word pointer to a string which represents the name of a volume whose directory is to be read.

Pointer to Directory

a long word pointer to an area of memory large enough to receive an entire directory.

Device Blocked Indicator

is a long word pointer to a Boolean quantity which is set true if the device is blocked.

Device Number

is a long word pointer to a word quantity which is set to the device number.

Device is Valid Indicator

a long word pointer to a Boolean quantity which is set to true is the device named by the first parameter above is actually on the system. If this parameter is assigned the value false, none of the previous three parameters are defined.

The interpretation of the various parameters of GETDIR is as follows:

- . If Device-is-Valid is false, the device named by the first parameter is not on-line. In this case, none of the other parameters are meaningful.
- . If Device-is-Valid is true, The Device-Number parameter is assigned the number of the unit associated with that volume.
- . The Device-Blocked parameter is set to false if the device is not a blocked device (such as the /printer). In this case, the Directory parameter is meaningless. If the Device-Blocked parameter is set to true, the device is a blocked device, in which case the Directory parameter contains the directory read in from that volume.

Chapter 4

Writing a Unit Driver

This Chapter discusses the basic concepts of writing a unit driver for MERLIN, then shows an example of such a driver written in 68000 assembler code.

4.1 Calling Conventions

Unit driver parameters are passed in registers, as follows:

- D0.W Unit number. This parameter is useful for validity checking where a given unit driver can have more than one logical device assigned to a single physical unit (such as a disk).
- D1.L Address of Buffer to or from which the data transfer is to be made.
- D2.W Number of Bytes of data to be transferred.
- D3.W Block Number at which the transfer is to start. This is only applicable to blocked devices.
- D4.W Command determines what operation (UnitRead, UnitBusy and so on), that the driver is to perform. This parameter is described in detail below. This parameter is the only valid parameter passed to unit-clear or unit-busy.
- D5.W Mode is device dependent and controls operations such as whether data compression characters are to be recognized.

The result of the operation (IORESULT) is returned in register D7.W.

4.1.1 Unit Driver Command Parameter

The Command passed in register D4.W describes what operation is to be performed. The command values are summarized here and described in greater detail below. When a given driver gets control, the caller has already verified (from the unit table) that this command is valid for this particular unit driver. The values of the command are:

- 0 Install the driver - perform any required initialization.
- 1 Read from the unit.
- 2 Write to the unit.
- 3 Clear the unit - reset it to its initial state.
- 4 Test if unit is busy.
- 5 Return status of unit.
- 6 Unmount the unit.

Install	When MERLIN installs a unit, either at boot time or when a unit is explicitly assigned, it is called with the install parameter. The unit can perform any initialization code necessary to set up cyclic buffers, place interrupt vectors and so on.
Read and Write	Are self-explanatory.
Clear	Initializes the device - clear pending interrupts and such.
Busy	Check if the unit is ready for data transfer.
Status	Return the status of the unit. This operation is device dependent.
Unmount	Unmount the unit. This is called when the unit is re-assigned a new driver or is de-assigned. At this time the unit driver should perform any clean up or restoring of interrupt vectors that might be necessary.

4.2 A Sample Unit Driver

The code below shows an entire unit driver with explanatory notes interspersed. The driver represents a model to be followed in broad outline rather than slavishly. Note the use of a table of self-relative addresses which the driver uses to jump to its various sections. A driver organized in this way can be located anywhere in memory and is independent of location.

```

IDENT      CDURTDRI
;
GLOBAL    UARTDRIV
;
UARTDRIV - The NEC PD7201 UART Unit Driver
;
Parameters: D0.W - Unit Number
;           D1.L - Address of Buffer
;           D2.W - Count
;           D3.W - Block Number
;           D4.W - Command
;           D5.W - Access Mode
;
;
;           Input Parameters:      Result values:
; Command       Unit  Addr  Count  Block  Mode  IORESULT  Busy
;
; 0 - Install   D0.W
; 1 - Read      D0.W  D1.L  D2.W  D3.W  D5.W  D7.W
; 2 - Write     D0.W  D1.L  D2.W  D3.W  D5.W  D7.W
; 3 - Clear     D0.W
; 4 - Busy      D0.W
; 5 - Status    D0.W  D1.L  D2.W*          D7.W
; 6 - Unmount   D0.W
;
;

```

To interpret the table above, the unit number for this driver is always passed in register D0.W. All commands always return an IORESULT in register D7.W. UNITBUSY, for example, is the only one that passes a result back in register D0.B. The UNITREAD, UNITWRITE and UNITSTATUS commands all expect a buffer address in register D1.L and a byte count in register D2.W.

In the case of the Status command, the value in register D2.W is a control parameter and not a count.

The next piece of code is the entry for a unit driver, illustrating how the various sections of the driver are called depending on the specific command.

```

;
;           Entry point for the UART Driver.
;
UARTDRIV
CLR.W      D7                ; IORESULT := 0.
MOVE.L     D1,A0             ; A0 := Data buffer address.
LEA        URTTABL,A1        ; A1 := Base address of offset table.
LSL.W      #1,D4             ; D4 := Command*2 for word count.
MOVE.W     0(A1,D4.W),D4     ; D4 := Offset from URTTABL.
JMP        0(A1,D4.W)        ; Go to appropriate driver.
;
URTTABL DATA.W URTINST-URTTABL ; Install driver.
DATA.W   URTRD-URTTABL         ; Read from UART.
DATA.W   URTWR-URTTABL         ; Write to UART.
DATA.W   URTCLR-URTTABL        ; Clear UART.
DATA.W   URTBSY-URTTABL        ; Test if Busy.
DATA.W   URTST-URTTABL         ; Return status.
DATA.W   URTUNMT-URTTABL       ; Unmount driver.

```

The next few code sections illustrate the entry points and give a broad view of the operations performed.

```

;
;           Constants to define the UART base addresses.
;
UARTA EQU $600000           ; UART A data register.
UARTAC EQU $600002         ; UART A command register.
;
;
;
URTINST
MOVE      #UARTAC,A0        ; URTINST - Install the Driver.
MOVE.B    #18,(A0)          ; A0 := UART A control register.
MOVE.B    #18,(A0)          ; Select register 0.
MOVE.B    #18,(A0)          ; Reset the whole UART.
MOVE.B    #2,(A0)           ; Select register 2.
....     more code to
....     initialize the UART
RTS                          ; Return to the caller.
;
;
URTUNMT
RTS                          ; URTUNMT - Unmount the driver.
;                          ; Nothing to do in this driver.

```

```

;
;
URTRD                ; URTRD - Read character(s) from UART A.
UrdLoop SUBQ.W #1,D2 ; Any more characters wanted ?
        BMI.S  UrdExit ; No - return to caller.
UrdBusy MOVE.B UARTAC.L,D0 ; D0 := UART status register.
        ANDI.B #1,D0 ; Check if receiver full.
        BEQ.S  UrdBusy ; No - wait until it is.
        MOVE.B UARTA.L(A0)+ ; Yes - move character to buffer.
        BRA.S  UrdLoop ; Go for next character.
UrdExit RTS ; Finished - return to caller.
;
;
URTWR                ; URTWR - Write character(s) to UART A.
UwrLoop SUBQ.W #1,D2 ; Any more characters to write ?
        BMI.S  UwrExit ; No - return to caller.
        .... remaining logic similar
        .... to URTRD except for
        .... direction of transfer
UwrExit RTS ; Finished - return to caller.
;
;
URTCLR MOVE.B UARTA.L,D0 ; URTCLR - Clear the UART driver.
        RTS ; Read character if present.
        ; Return to caller.
;
;
URTSY                ; URTSY - See if character available.
        MOVE.B UARTAC.L,D0 ; D0 := UART status register.
        ANDI.W #1,D0 ; Check if receiver full.
        SNE D0 ; Make condition code into ...
        NEG.B D0 ; ... a Pascal Boolean.
        RTS ; Return to caller.
;
;
URTST                ; URTST - UART status - nothing to do.
        RTS ; Return to caller.
;
        END UARTDRIV ; End of the whole driver.

```


Chapter 5

Interface Definitions in Pascal

This chapter shows the Pascal type definitions, and the procedure interfaces, to MERLIN. The information given here is the Pascal representation of the narrative information in the preceding Chapters.

5.1 Basic Constant and Type Definitions**Const**

BLOCKSIZE	= 512;	{ number of bytes in a disk block
VIDLENGTH	= 7;	{ number of characters in a volume name
TIDLENGTH	= 15;	{ number of characters in a file name
MAXDIR	= 72;	{ max number of directory entries/volume
MAXDEV	= 20;	{ max number of devices on the system
MAXJTABLE	= 22;	{ number of entries in system call table
MAXUTABLE	= 10;	{ number of entries in user call table
MAXPROCESS	= 10;	{ max number of processes allowed
SYSCOMPLOC	= \$0180;	{ System Communication Area Pointer
LOCODELOC	= \$0108;	{ Lowest memory location pointer
HICODELOC	= \$010C;	{ Highest memory location pointer
		{ File disposition codes }
FNORMAL	= 0;	
FLOCK	= 1;	
FPURGE	= 2;	
FTRUNC	= 3;	

TYPE

```
string80 = string[80];
dirrange = 0 .. MAXDIR;
vid = string[VIDLENGTH];
tid = string[TIDLENGTH];
```

```
filekind = (UNTYPEDFILE, XDSKFILE, CODEFILE, TEXTFILE, INFOFILE,  
            DATAFILE, GRAFFILE, FOTOFIL, SECURDIR);
```

5.1.1 Layout of the Date Record

```

Type
daterec = packed record
    year : 0 .. 100; { 100 => temporary file }
    day : 0 .. 31;
    month : 0 .. 12; { 0 => date not meaningful }
end;

```

5.1.2 Layout of a Directory Entry

```

Type
direntry =
    packed record
        firstblock : integer;
        nextblock : integer;
        status : boolean;
        filler : 0 .. 2047;
        case fkind : filekind of
            SECURDIR, UNTYPEDFILE:
                (dvid : vid; { disk volume name
                deovblock: integer; { last block of volume
                dnumfiles: integer; { number of files
                dloadtime: integer; { time of last access
                dlastboot: daterec); { most recent date setting
                MemFlipped: Boolean; { TRUE if flipped in memory
                DskFlipped: Boolean; { TRUE if flipped on disk
            XDskFILE, CODEFILE, TEXTFILE,
            INFOFILE, DATAFILE, GRAFFILE,
            FOTOFILE:
                (dtid: tid; { title of file
                dlastbyte: 1 .. BLOCKSIZE; { bytes in last block
                daccess: daterec); { last modification date
        end;

directory = array[dirrange] of direntry;
pdirectory = ^directory;

devrange = 0 .. MAXDEV;

byte = -128 .. 127;

```

```
bytes = array[0 .. 9999] of byte;
pbytes = ^bytes;
ppointer = ^pbytes;
string32 = string[32];
string64 = string[64];
pstring64 = ^string64;
str64rec = record s:string64; end;
pstr64rec = ^str64rec;
stringtable = array[1 .. 100] of pstr64rec;
pstringtable = ^stringtable;
addrtable = array[0 .. MAXJTABLE] of pbytes;
paddrtable = ^addrtable;
uaddrtable = array[0 .. MAXUTABLE] of pbytes;
puaddrtable = ^uaddrtable;

memrec = record lodata: longint;
                hidata: longint;
                locode: longint;
                hicode: longint;
                btdev: integer;
            end;
```

5.1.3 File Interface Block Definition

```
type
  pfib = ^fib;
  fib = record fwindow: pbytes;
             FEOLN: Boolean;
             FEOF: Boolean;
             FTEXT: Boolean;
             fstate: (FTVALID, FIEMPTY, FIVALID, FEMPTY);
             frecsize: integer;
             case FIsOpen: Boolean of
               true: (FIsBlocked: Boolean;
                     funit: integer;
                     fvid: vid;
                     frepeatcount,
                     fnextblock,
                     fmaxblock: integer;
                     FModified: Boolean;
                     fheader: direntry;
                     case FSoftBuf: Boolean of
                       true: (fnextbyte, fmaxbyte: integer;
                              FBufChanged: Boolean;
                              fbuffer: array[0..511] of byte;
                              fuparrow: integer));
```

end;

5.1.4 System Communication Area Definition

```

type
  ptext = ^text;

  syscomrec = record
    sioresult: integer;
    processno: integer;
    freeheap: pbytes;
    jtable: paddrtable;
    sysout: ptext;
    sysin: ptext;
    sysdevtab: pdevtable;
    pdirname: pstring64;
    utable: puaddrtable;
    today: daterec;
    codejtab: longint;
    nextprono: integer;
    numpros: integer;
    protable: pproctable;
    pbootname: pstring64;
    memmap: ^memrec;
    bootdev: integer;
  end;

```

5.1.5 Layout of the Device Table

```

Type
  devrange = 0 .. MAXDEV;

  pdevtable = ^devtabrec;

  devtabrec = record
    maxdevno: integer;
    dt: array[devrange] of
      record
        comnds: integer;
        driver: pbytes;
        Blocked: Boolean;
        Mounted: Boolean;
        devname: vid;
        devsize: integer;
      end;
  end;

```

5.1.6 Layout of the Process Table

Type

```
pprocrec = ^procrec;  
  
procrec = record  d: array[0 .. 7] of longint;  
                  a: array[0 .. 7] of longint;  
                  no: integer;  
                end;  
  
pactable = ^actable;  
  
actable = array[0 .. MAXPROCESS] of procrec;
```

5.2 Procedure Interfaces in PASCAL

5.2.1 Unit Input Output

```
Procedure UNITREAD(unitno: Integer;  
    buffer:pbytes;  
    count: Integer;  
    blockno: Integer;  
    mode: Integer);
```

```
Procedure UNITWRITE(unitno: Integer;  
    buffer:pbytes;  
    count: Integer;  
    blockno: Integer;  
    mode: Integer);
```

```
Procedure UNITCLEAR(unitno: Integer);
```

```
Function UNITBUSY(unitno: Integer): Boolean;
```

```
Procedure UNITSTATUS(unitno: integer;  
    var buffer: pbytes;  
    control: integer);
```

```
Procedure UIOINIT;
```


5.2.2 File Input Output

```
Procedure FINIT(f: pfile; recbytes: integer);
procedure FGET(f: pfile);
procedure FPUT(f: pfile);
procedure FOPEN(fpathname: pstring64;
                f: pfile;
                NewFlag: Boolean);
procedure FCLOSE(f: pfile; fmode: integer);
function FREADCHAR(f: pfile): byte;
procedure FWRITECHAR(f: pfile; ch: byte; fsize: integer);
procedure FSEEK(f: pfile; frcno: longint);
function BLOCKIO(f: pfile;
                 fbuff: pbytes;
                 fblocks, fblock: integer;
                 ReadFlag: Boolean): integer;
```


CORVUS CONCEPT
Linker Librarian Reference
Manual

LINKER and LIBRARY UTILITY

Reference Manual

First Edition

22nd December 1981

**Silicon Valley Software Incorporated
10340 Phar Lap Drive
Cupertino
California 95014**

This Linker and Library Utility Reference Manual was produced by:

Jeffrey Barth, R. Steven Glanville and Henry McGilton.

Silicon Valley Software Incorporated
Publication Number 810601-01

Copyright (C) 1981 by Silicon Valley Software Incorporated

All rights reserved. No part of this document may be reproduced, translated, transcribed or transmitted in any form or by any means manual, electronic, electro-magnetic, chemical or optical without explicit written permission from Silicon Valley Software Incorporated.

Table of Contents

Chapter 1 Introduction	1
1.1 Building an Executable Program	1
1.2 Overview and Layout of this Manual	2
Chapter 2 Linker	3
2.1 Linker Options	4
2.2 Linker Error Messages	5
2.3 Partial Linking	5
Chapter 3 Library Utility	7
Chapter 4 Object File Formats	9
4.1 Notation Used to Describe Object File Formats	9
4.2 Linker File Layout	9
4.3 Byte Level Description of Linker Blocks	10
4.3.1 80 - Module Name Block	11
4.3.2 81 - End Block	12
4.3.3 82 - Entry Point Block	13
4.3.4 83 - External Reference Block	14
4.3.5 84 - Starting Address Block	15
4.3.6 85 - Code Block	15
4.3.7 86 - 32-Bit Relocation Block	16
4.3.8 87 - Common Block Reference	17
4.3.9 88 - Common Block Definition	18
4.3.10 89 - Short External Reference Block	19
4.3.11 8A - FORTRAN Data Area Definition Block	20
4.3.12 8B - FORTRAN Data Area Initialization Block	21
4.3.13 8C - FORTRAN Data Area Reference Block	22
4.3.14 8E - Quick Load Executable Block	23
4.3.15 8F - Executable Block Definition	24
4.3.16 90 - Library Module Block	26
4.3.17 91 - Library Entry Block	27
4.3.18 92 - Unit Block	28
4.3.19 93 - FORTRAN Executable Data Area Reference Block	29
4.3.20 94 - FORTRAN Executable Data Area	

Initialization Block	30
4.3.21 Text Block	31
4.3.22 EOF Mark	31
4.4 Executable Block Details	32
4.4.1 Layout of an Executable Block	32
4.4.2 Format of the Jump Table	34
4.4.3 Layout of a Segment Table	35
4.4.4 Layout of Descriptors	36
4.5 Loading a Segment	37
4.6 Running a Program	37

Chapter 1

Introduction

The Linker and Library utilities are a pair of complementary programs which aid in the process of generating executable programs under the MERLIN operating system.

The Linker links or binds relocatable object-code modules, and optional modules from libraries, to form a program which is executable.

The Library utility builds a library from relocatable object-code modules. Such a library can contain frequently used procedures (such as the mathematical functions of FORTRAN) which can be used in subsequent link processes.

1.1 Building an Executable Program

To get from the source text of a program to an executable object code file, the user must proceed as follows:

1. The source file is compiled or assembled. The result of compiling or assembling is a self-relocatable object-code file, along with listings and error diagnostics. This process continues until a "clean" compilation or assembly is obtained.
2. The relocatable object-code is linked, possibly including run-time support libraries, to generate executable code into a disk file.
3. The program can then be run (executed) on the machine simply by typing its filename.

The following chapters in this manual describe the Linker and Librarian object-code management system.

1.2 Overview and Layout of this Manual

Chapter 2 covers the Linker, its use, options and messages.

Chapter 3 describes the Library management utility and how to use it to build a library of relocatable object-code modules.

Chapter 4 is a detailed description of how object-code files are constructed, together with details of the various types of blocks that go to make an object-code file.

Chapter 2

Linker

The Linker is a utility which accepts files of relocatable object-code generated by the various compilers and assemblers, plus library files generated by the Library utility, and links or binds those into a form suitable for execution.

The Linker can also perform a partial link, where a collection of relocatable object-modules is bound into one file that can be used in future linking operations. This is described later on in this section.

As well as binding together relocatable modules from various language processors, the Linker can search libraries of commonly used functions, (such as the PASCAL run time environment), and link those modules that are referenced into the final loadable output file.

In order to link relocatable modules into an executable object-code file, the Linker needs the following pieces of information:

- . The optional name of the listing file where the Linker messages and memory map information is to be listed. If no listing file name is given, no memory map information is generated.
- . The name of the object-code file in which to write the final linked output.
- . The name(s) of the file(s) from which the relocatable object-code is read.
- . A list of one or more libraries which are to be used to satisfy external references within the object-code file.

A typical Linker run is shown below. Linker responses are in bold face text, and user input is underlined.

Example of Linker Usage

```

% linker
LINKER - MC68000 Object Code Linker
20-Jul-81
(C) 1981 Silicon Valley Software, Inc.

Listing File - /console
Output file[.OBJ] - myproglinked
Input file[.OBJ] - myprog
Input file[.OBJ] - paslib
Input file[.OBJ] -
..... Lots of Linker Messages .....
%

```

The Linker keeps prompting for more "Input files" until an empty line (carriage return) is entered. This enables the entry of a whole list of libraries as places from which to satisfy external references. The last one entered is usually the name of a run-time library (PASLIB in this example). A ".obj" suffix is added to all input filenames if it is omitted from the filename when entered.

If the Linker cannot find a specific input file, it displays a message to the effect:

```
*** Warning - Can't open input file ***
```

and repeats the prompt for an input file. The incorrect filename is simply ignored and the link can be completed with no adverse consequences.

2.1 Linker Options

Linker options are supplied on the command line when the Linker is called up. Linker options are introduced by a "+" sign, a "-" sign, followed by a letter, or a "?". The options are as follows:

? Display status information.

q The -q option disallows quick-load format for the executable object-code file, and forces overlay format. The +q option (the default) allows quick-load format.

- u The +u option lists unreferenced entry points. The default is -u.
- m The +m option prints the memory map in the order in which modules are linked. The default is -m.
- a The +a option prints the memory map in alphabetical order. The default is +a.
- s The +s option prints symbols that start with the "@" sign. Such symbols are used for compiler generated symbols. The default is -s or do not print "@" symbols.

2.2 Linker Error Messages

The Linker can display various error messages in the course of its operation. The error messages are self-explanatory. There are three grades of error messages, with different outcomes:

- | | |
|--------------|--|
| Warnings | are correctable errors. The error can be corrected and the link proceeds. For example, misspelling a filename will result in a message to the effect that the file cannot be opened, at which point the filename can be retyped. |
| Errors | are correctable in that the user can proceed with the link process, but the generated object-code file is not created properly. |
| Fatal errors | are those from which the Linker cannot correct or recover. In those cases the linker returns to the shell. |

2.3 Partial Linking

As mentioned above, the Linker can perform a partial link, where the final output is not necessarily executable, but a collection of separate relocatable object-code files can be combined into one file. The resultant file can then be used as an input file in subsequent link operations. The output of a

partial link can have unsatisfied external references.

If, for any reason, the linked object file has not had all its external references satisfied, the linker displays a message to the effect:

The output is not executable

This message appears when external references are not satisfied. It may mean that a program was missing some subroutines from a library (maybe the user forgot to include the library in the link process), or it also can appear when doing a partial link, in which case the message is to be ignored, since the full link will be done at a later date.

Chapter 3

Library Utility

The Librarian binds compiled or assembled relocatable object-code modules into a collection called a library. The purpose of a library is to provide a repository for commonly used object modules that have to be present when linking (see the Linker description), such that the common modules end up bound together into the final executable code module.

The library utility typically wants the following pieces of information from the user:

- . The name of the file which is to receive the listing (results and log) of the library process.
- . The name of the file which is to contain the generated library when the library generation process is complete.
- . The name(s) of file(s) (with the .obj) suffix, which contain the constituent parts of the library to be generated.

A typical Librarian session appears below. Note that Librarian responses are in bold face text and user inputs are underlined.

```

% library
LIBRARY - MC68000 Library Utility
20-Jul-81
(C) 1981 Silicon Valley Software, Inc.

Listing file - /console
Output File[.OBJ] - bodleian
Input file[.OBJ] - bookshelf
Input file[.OBJ] - stacks
Input file[.OBJ] -
..... Lots of interesting Librarian messages .....
%

```

If the Librarian cannot find the specified input file it issues

a message to the effect:

The file 'whatever.obj' can't be opened

Chapter 4

Object File Formats

This chapter describes the layout of the object-code files that the Linker and Librarian can process. The various code blocks are described in sufficient detail that a compiler writer can generate object-code that is acceptable to the Linker and Librarian.

4.1 Notation Used to Describe Object File Formats

The symbol "::=" is read as "defined to be". Where a whole list of objects appear to the right of a "pile" of "::=" signs, it implies a choice of any of the objects.

Objects enclosed in "angle brackets", "<" and ">" are syntactic objects which are defined in terms of other objects.

An object followed by an asterisk sign, "*", can be repeated "zero to many times" (the list of objects can be empty).

An object followed by a plus sign, "+", can be repeated "one to many times" (there must be at least one of that object).

4.2 Linker File Layout

This section is a description of the Linker File at the "top level".

```
<Link File> ::= <Module File>  
            ::= <Library File>
```



```

      ::=      <Unit File>
      ::=      <Execute File>

<Module File> ::= <Module>* EOF mark

<Library File> ::= <Library Module Block>+ <Library Entry Block>+
                  <Module>+ <Text Block>* EOF Mark

<Unit File>    ::= <Unit Block> <Module>+ <Text Block> EOF Mark

<Execute File> ::= <Executable Block> <Module>*
                  ::= <Quick Load Block>

<Module>      ::= <Module Name Block> <Other Block>+ <End Block>

<Other Block> ::= Entry Block
                  ::= External Block
                  ::= Start Block
                  ::= Code Block
                  ::= Relocation Block
                  ::= Common Relocation Block
                  ::= Common Definition Block
                  ::= Short External Block
                  ::= Data Initialization Block
                  ::= FORTRAN data area definition block
                  ::= FORTRAN data area Initialization Block
                  ::= FORTRAN Data Area Reference Block
                  ::= FORTRAN Executable Data Area Initialization Block
                  ::= FORTRAN Executable Data Area Reference Block

```

4.3 Byte Level Description of Linker Blocks

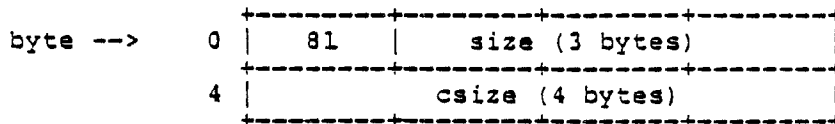
All Linker and Librarian object-code blocks start with a single "identifier byte". This block identifier takes values from 80 (base 16) upwards. The choice of values greater than 80 (base 16) is an attempt to minimize the probability that a regular ASCII text file is mistaken for the start of an object-code block.

4.3.1 80 - Module Name Block

byte -->	0	80	size (3 bytes)
	4	module name (8 bytes)	
	12	segment name (8 bytes)	
	20	csize (4 bytes)	
	24	comments (24 .. size-1 bytes) ...	

80	Hexadecimal 80 indicates a Module Name Block.
size	Number of bytes in this block.
module name	Blank padded ASCII name of module.
segment name	ASCII name of segment in which this module will reside.
csize	Number of bytes in the code block for this module.
comments	Arbitrary information - ignored by the Linker.

4.3.2 81 - End Block



81 Hexadecimal 81 indicates this is an End Block.

size Number of bytes in this block - it is always 000008.

csize Number of bytes in the code block for this module.

4.3.3 82 - Entry Point Block

byte -->	0	82	size (3 bytes)
	4	link name	
	8	(8 bytes)	
	12	user name	
		(8 bytes)	
	20	loc (4 bytes)	
	24	comments (24 .. size-1 bytes) ...	

82 Hexadecimal 82 indicates this is an Entry Point Block.

size Number of bytes in this block.

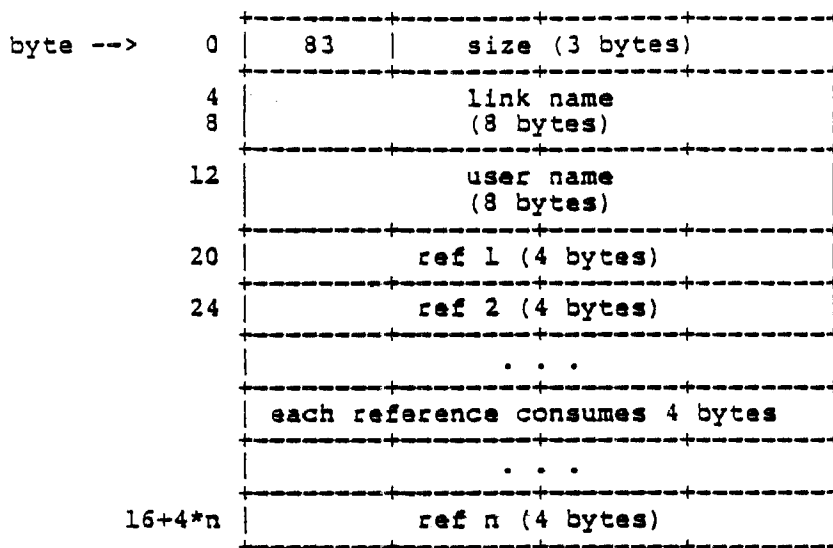
link name Blank padded ASCII Linker name of entry point.

user name Blank Padded ASCII user name of entry point.

loc Location of entry point relative to this module.

comments Arbitrary information - ignored by the Linker.

4.3.4 83 - External Reference Block



83 Hexadecimal 83 indicates this is an External Reference Block.

size Number of bytes in this block.

link name Blank padded ASCII Linker name of external reference.

user name Blank padded ASCII user name of external reference.

ref 1 Location of first reference relative to this module.

ref 2 Location of second reference relative to this module.

... Other references.

ref n Location of last reference relative to this module.

4.3.5 84 - Starting Address Block

byte -->	0	84	size (3 bytes)
	4	start (4 bytes)	
	8	gsize (4 bytes)	
	12	comments (12 .. size-1 bytes) ...	

84 Hexadecimal 84 indicates this is a Starting Address Block.

size Number of bytes in this block.

start Starting address relative to this module.

gsize Number of bytes in the global data area.

comments Arbitrary information - ignored by the Linker.

4.3.6 85 - Code Block

byte -->	0	85	size (3 bytes)
	4	addr (4 bytes)	
	8	object-code (8..size-1 bytes) ...	

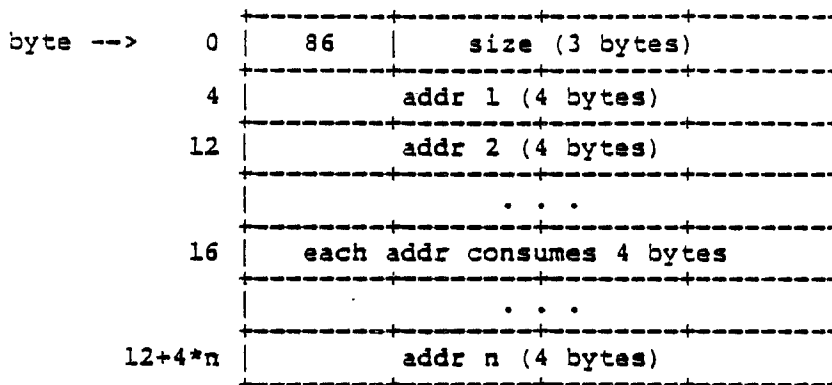
85 Hexadecimal 85 indicates this is a Code Block.

size Number of bytes in this block.

addr Module-relative address of first code byte.

object-code The object-code -- always an even number of bytes.

4.3.7 86 - 32-Bit Relocation Block



86 Hexadecimal 86 indicates this is a 32-bit Relocation Block.

size Number of bytes in this block.

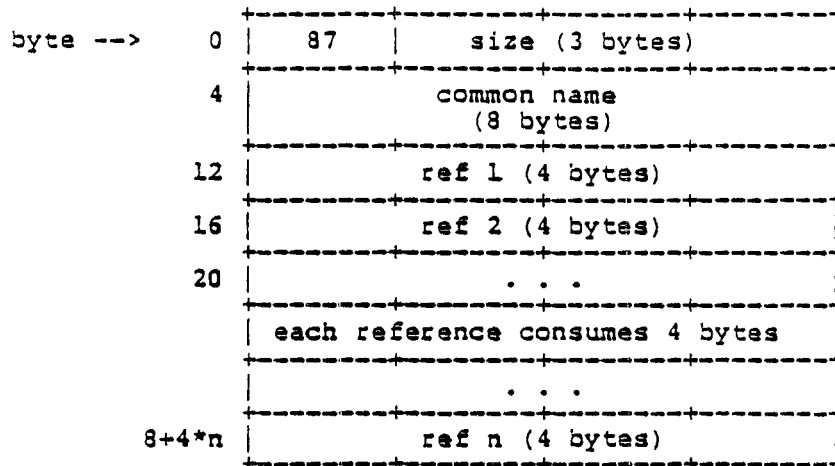
addr 1 Location of first address to relocate.

addr 2 Location of second address to relocate.

. . . Locations of other addresses to relocate.

addr n Location of last address to relocate.

4.3.8 87 - Common Block Reference



- 87 Hexadecimal 87 indicates this is a Common Block Reference.
- size Number of bytes in this block.
- common name Blank padded ASCII common block name.
- ref 1 Location of first reference relative to this module.
- ref 2 Location of second reference relative to this module.
- . . . Other references relative to this module.
- ref n Location of last reference relative to this module.

4.3.9 88 - Common Block Definition

byte -->	0	88	size (3 bytes)
	4	common name (8 bytes)	
	12	dsize (4 bytes)	
	16	comments (16 .. size-1 bytes) ...	

88 Hexadecimal 88 indicates this is a Common Block Definition.

size Number of bytes in this block.

common name Blank padded ASCII common data area name.

dsize Number of bytes in this common data area.

comments Arbitrary information - ignored by the Linker.

4.3.10 89 - Short External Reference Block

byte -->	0	89	size (3 bytes)
	4	link name (8 bytes)	
	12	user name (8 bytes)	
	20	ref 1 (2 bytes)	ref 2 (2 bytes)
	18+2*n	. . .	ref n (2 bytes)

89 Hexadecimal 89 indicates this is a Short External Reference Block.

size Number of bytes in this block.

link name Blank padded ASCII Linker name of external reference.

user name Blank padded ASCII user name of external reference.

ref 1 Location of first reference relative to this module.

ref 2 Location of second reference relative to this module.

. . . Locations of other references relative to this module.

ref n Location of last reference relative to this module.

The Linker does not yet support the short external reference block. It is intended to provide for one-word offsets that are either filled in with call-relative, short-absolute calls, or possibly calls indexed by an A-register, probably A4. The Linker will support this type of block in the future, and compilers will have an option to control the kind of generated call.

4.3.11 8A - FORTRAN Data Area Definition Block

byte -->	0	8A	size (3 bytes)
	4	data area name (8 bytes)	
	12	dsize (4 bytes)	

8A Hexadecimal 8A indicates this is a FORTRAN Data Area Definition Block.

size Number of bytes in this block.

data area name Blank padded ASCII name of FORTRAN fixed data area.

dsize Size of this data area.

4.3.12 8B - FORTRAN Data Area Initialization Block

byte -->	0	8B	size (3 bytes)
	4	data area name (8 bytes)	
	12	daddr (4 bytes)	
	16	data occupies bytes 16 .. size-1 in the rest of the block 00 *	

8B Hexadecimal 8B indicates this is a FORTRAN Data Area Initialization Block.

size Number of bytes in this block.

data area name Blank padded ASCII name of FORTRAN fixed data area.

daddr Starting address for this data.

data The initialization data.

00 * If the size of the data block is odd, there is one byte of 00 added to make the block an even number of bytes in size.

4.3.13 8C - FORTRAN Data Area Reference Block

byte -->	0	8C	size (3 bytes)
	4	data area name (8 bytes)	
	12	ref 1 (4 bytes)	
	16	ref 2 (4 bytes)	
		. . .	
		each reference consumes 4 bytes	
		. . .	
	8+4*n	ref n (4 bytes)	

8C Hexadecimal 8C indicates this is a FORTRAN Data Area Reference Block.

size Number of bytes in this block.

data area name Blank padded ASCII name of FORTRAN fixed data area.

ref 1 Location of first reference.

ref 2 Location of first reference.

. . . Location of other references.

ref n Location of last reference.

4.3.14 8E - Quick Load Executable Block

byte -->	0	8E	size (3 bytes)
	4	start location (4 bytes)	
	8	data size (4 bytes)	
	12	code block bytes (12..size-1) ...	

8E Hexadecimal 8E indicates this is a Quick-Load Executable Block.

size Number of bytes in this block.

start location Relative starting address of the code block.

data size Total number of bytes in global common data areas.

code block The absolute, self-relocatable code block for this program.

4.3.15 8F - Executable Block Definition

byte -->	0	8F	size (3 bytes)		
	4	jump table address (4 bytes)			
	8	jump table size (4 bytes)			
	12	data size (4 bytes)			
	16	num	00	00	
	20	00	00	00	00
	24	size 1 (4 bytes)			
	28	size 2 (4 bytes)			
		...			
	24+n*4	size n (4 bytes)			
	28+n*4	jump table bytes (... size-1) ...			

8F Hexadecimal 8F indicates this is an Executable Block Definition.

size Number of bytes in this block.

jump table address Absolute load address of jump table.

jump table size Number of bytes in the jump table.

data size Total number of bytes in global common data areas.

num Number of FORTRAN Data Areas.

00 00 00 00 00 00 six bytes of zero filler.

size 1 Size of first FORTRAN Data Area.

size 2	Size of second FORTRAN Data Area.
. . .	Sizes of other FORTRAN Data Areas.
size n	Size of last FORTRAN Data Area.
jump table	The jump table itself, including the executable code for the loader. For a further description, see the section on "Executable Block Details".

4.3.16 90 - Library Module Block

byte -->	0	90	size (3 bytes)
	4	module name (8 bytes)	
	12	msize (4 bytes)	
	16	caddr (4 bytes)	
	20	taddr (4 bytes)	
	24	tsize (4 bytes)	
	28	module count	module 1
	32	module 2	. . .
		module n-1	module n

90 Hexadecimal 90 indicates this is a Library Module Block.

size Number of bytes in this block.

module name Name of this module.

msize Number of bytes of code in this module.

caddr Disk address of module.

taddr If non-zero, is the disk address of the text block. If zero, there is no text block.

tsize Size of text block.

module count Number of other modules that this module references.

module 1 Number of the first module referenced.

module 2 Number of the second module referenced.

. . . Numbers of other modules referenced.
 module n Number of the last module referenced.

4.3.17 91 - Library Entry Block

byte -->	0	91	size (3 bytes)
	4	link name (8 bytes)	
	12	module
	14	address (4 bytes)	

4.3.18 92 - Unit Block

byte -->	0	92	size (3 bytes)
	4	unit name (8 bytes)	
	12	caddr (4 bytes)	
	16	taddr (4 bytes)	
	20	tsize (4 bytes)	
	24	gsize (4 bytes)	

92 Hexadecimal 92 indicates that this is a Unit Block.

size Number of bytes in this block - always 00001C.

unit name Name of this unit.

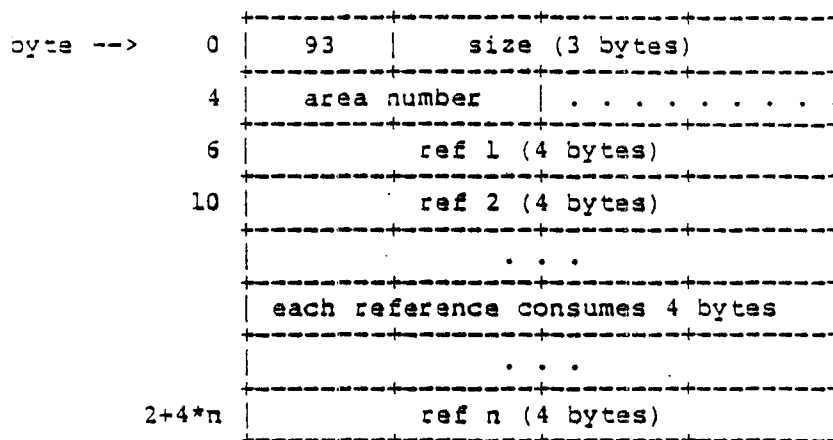
caddr Disk address of module.

taddr Disk address of text block.

tsize Size of text block.

gsize Number of bytes of globals in this unit.

4.3.19 93 - FORTRAN Executable Data Area Reference Block



93 Hexadecimal 93 indicates this is a FORTRAN Executable Data Area Reference Block.

size Number of bytes in this block.

area number Data area number.

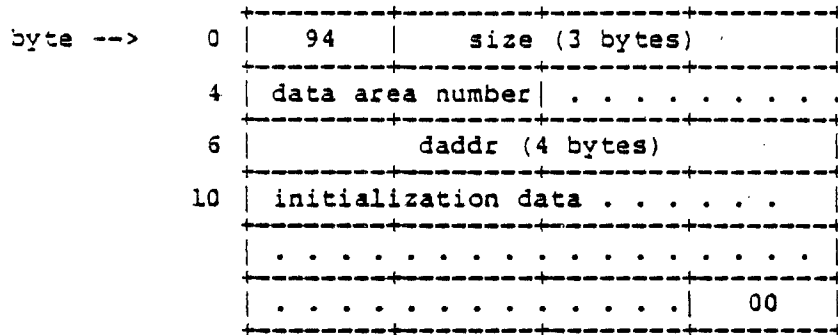
ref 1 Address of first reference.

ref 2 Address of second reference.

. . . Addresses of other references.

ref n Address of last reference.

4.3.20 94 - FORTRAN Executable Data Area Initialization Block



- 94 Hexadecimal 94 indicates this is a FORTRAN Executable Data Area Initialization Block.
- size Number of bytes in this block.
- data area number Number of the FORTRAN Data Area.
- daddr Starting address for this data.
- initialization data The data to fill the block with.
- 00 If the size of the initialization data is an odd number of bytes, a filler of 00 is appended to make it an even number of bytes.

4.4 Executable Block Details

This section describes the layout of an executable block. It includes details of the jump table and segment tables.

4.4.1 Layout of an Executable Block

byte -->	0	8F	size (3 bytes)		
	4	Jump Table Address (4 bytes)			
	8	Jump Table Size (4 bytes)			
	12	Data Size (4 bytes)			
	16	Num	00	00	
	20	00	00	00	00
	24	Size 1 (4 bytes)			
	28	Size 2 (4 bytes)			
		...			
	20+4*n	Size n (4 bytes)			
	24+4*n	Jump Table (... size-1 bytes) ...			

8F Hexadecimal 8F indicates this is an Executable Block Definition.

size Number of bytes in this block.

jump table address Absolute load address of jump table.

jump table size Number of bytes in the jump table.

data size	Total number of bytes in global common data areas.
num	Number of FORTRAN Data Areas.
00 00 00 00 00 00	six bytes of zero filler.
size 1	Size of first FORTRAN Data Area.
size 2	Size of second FORTRAN Data Area.
. . .	Sizes of other FORTRAN Data Areas.
size n	Size of last FORTRAN Data Area.
jump table	The jump table itself, including the executable code for the loader.

If any FORTRAN Executable Data Area Initialization Blocks are present, they must immediately follow the executable block.

4.4.2 Format of the Jump Table

A4 --> \$\$STOP	Number of Segments (2 bytes)	
+2	Main Segment Table (32 bytes)	
+34	Segment Table #2 (32 bytes)	
	Segment Table #n (32 bytes)	
2+n*32	Dummy Table #n+1 (4 bytes)	
	\$_START Descriptor (10 bytes)	
	Segment #1 P#2 Descriptor	
	Segment #1 P#n Descriptor	
	Segment #2 P#1 Descriptor	
	Segment #2 P#n Descriptor	
	Segment #3 P#1 Descriptor	
	. . .	
	Seg. #m P#n Descriptor (10 bytes)	
-20	Address of REMOVE1 (4 bytes)	
-16	Address of Buffer (4 bytes)	
-12	Address of Code File (4 bytes)	
-8	Active Segment List (4 bytes)	
-4	Address of \$\$STOP (4 bytes)	
\$\$LOADIT	Object-code necessary to load and execute a segment.	

All segment descriptors are 10 bytes.

4.4.3 Layout of a Segment Table

A Segment Table consists of eight 32-bit values:

byte -->	0	Address of first descriptor
	4	File Address of Segment
	8	Size of code in bytes
	12	Actual Address in Memory
	16	Scratch Return Address
	20	Segment Reference Count
	24	Active Segment-list link
	28	. . . Reserved . . .

4.4.4 Layout of Descriptors

An entry-point-descriptor is in one of two states, depending whether its corresponding segment is in memory or not. The formats of a descriptor are:

When Segment not in memory:

Relative offset of this entry in its segment.
JSR xxx.L
Absolute address of \$\$LOADIT

When segment in memory:

Relative offset of this entry in its segment.
JMP xxx.L
Absolute address of procedure as loaded

4.5 Loading a Segment

A segment is loaded into memory when the first call to one of its procedures is executed. Such a call is always via a descriptor in the jump table.

The JSR to \$\$LOADIT executes the loader from its entry-point '\$\$LOADIT'. The loader is able to tell which segment to load by comparing the place from which it was called with the limits of the segment-table entries found in the first part of the jump table. The loader then performs the following actions:

1. The loader loads that segment.
2. Fixes up all the JSR's to JMP's, so that further calls upon that segment jump directly to the entry-point instead of calling the loader.
3. Saves the calling routine's return address in the segment entry.
4. Patches the return address on the stack to return through the anti-loader entry-point '\$\$REMOVE1'.
5. Jump to the procedure entry-point which caused this loader invocation in the first place.

Further calls to entry-points in the segment are thus only slowed by a single JMP instruction instead of a loader call. When the initial call to that segment eventually returns, it will pass through '\$\$REMOVE1', which removes that segment and reclaims the memory which that segment uses.

4.6 Running a Program

When a program is executed, the program called 'run' performs the following steps:

1. The file containing the executable program is opened,

2. It is checked to see if it is the correct format, for example, the first byte should be $8F_{16}$.
3. The jump table is loaded into the proper location in memory, and
4. A JSR to $JT + \text{Word}(JT) * 32 + 2$ is executed.

The normal overlay procedure then takes control to overlay the main segment and begin execution at its starting address.

* CORVUS SYSTEMS

*

*

*

* CORVUS CONCEPT TECHNICAL NOTES

Subject: Writing a Corvus CONCEPT Driver

Rev Lvl: 01 08-25-82 L. Franklin
02 11-08-82 L. Franklin (Update interrupt vectors)

This Technical Note discusses the basic concepts of writing a driver for Corvus CONCEPT Operating System, then shows an example of such a driver written in 68000 assembler code.

6.1 Driver Calling Conventions

Driver parameters are passed in registers, as follows:

D0.W	Unit number
	This parameter is useful for validity checking when a given driver can have more than one logical device assigned to a single physical unit (such as a disk).
D1.L	Buffer pointer
	Pointer to buffer to/from which the data transfer is to be made.
D2.W	Length of data transfer
	Number of bytes of data to be transferred.
D3.W	Starting block number
	Block number at which the transfer is to start. This is only applicable to blocked devices.
D4.W	Command
	Determines what operation (UnitRead, UnitBusy and so on), that the driver is to perform. This parameter is described in detail below. This parameter is the only valid parameter passed to UnitClear or UnitBusy.
D5.W	Mode
	Device dependent and control operations such as whether data compression characters are to be recognized.

The result of the operation (IORESULT) is returned in register D7.W by the called driver.

6.2 Driver Command Parameter

The command parameter passed in register D4.W defines the operation to be performed. When the driver gets control, the caller has already verified (from the device table) that this command is valid for this particular driver. The driver must have a minimum of an RTS for each command. Drivers must not use the heap or stack for long-term storage. The values of the command parameter are:

0	UnitInstall	-- Install the driver
		When the operating system installs a unit, either at boot time or when a unit is explicitly assigned, the driver is called with the install parameter. This section performs any initialization code necessary to set up cyclic buffers, place interrupt vectors and so on.
1	UnitRead	-- Read from the unit
		Self-explanatory.
2	UnitWrite	-- Write to the unit
		Self-explanatory.
3	UnitClear	-- Clear the unit
		Reset the device to its initial state. Initialize the device, clear pending interrupts and such.
4	UnitBusy	-- Test if unit is busy
		Check if the unit is ready for data transfer. Driver returns DO.B = 1 (TRUE) if data is ready for transfer, DO.B = 0 (FALSE) otherwise.
5	UnitStatus	-- Return status information from unit
		This command is device dependent. Using the function code (D2.W), the driver can return device dependent information to the caller. The buffer address may be used as a pointer to a UnitStatus parameter block.
6	UnitUnmount	-- Unmount the unit
		This command is used when the unit is deassigned. At this time the driver must perform any clean up or restoring of interrupt vectors that might be necessary.

6.3 Static RAM Information

Each I/O slot is assigned a 256 byte area in static RAM. The RAM designated for each slot may be used in any manner by the device in the slot. Additionally, a 512 byte static RAM buffer is available for very temporary operations. This buffer may only be used during a single call to the driver. The static RAM locations are:

```
+-----+
|                                     |
|           Static RAM for I/O slots |
|-----+-----+
| 00900-009FF | CPs11ram | static RAM for slot 1 device |
|-----+-----+
| 00A00-00AFF | CPs12ram | static RAM for slot 2 device |
|-----+-----+
| 00B00-00BFF | CPs13ram | static RAM for slot 3 device |
|-----+-----+
| 00C00-00CFF | CPs14ram | static RAM for slot 4 device |
|-----+-----+
|                                     |
|           Buffers and stack |
|-----+-----+
| 00D00-00EFF | CPIobuf | I/O buffer (512 bytes) |
|-----+-----+
```

6.4 PROM Default Interrupt Vectors

The Corvus CONCEPT workstation PROM contains default interrupt handlers. If a driver uses system interrupts, the interrupt vector used by the driver must be restored when the driver is unmounted. The PROM also contains a table of default interrupt vectors which must be used when restoring an interrupt vector during unmount. The PROM locations for the default interrupt vectors are:

Default interrupt vectors		
10070-10073	CPivec1	level 1 interrupt vector (SLOTS)
10074-10077	CPivec2	level 2 interrupt vector (DC1)
10078-1007B	CPivec3	level 3 interrupt vector (OMNINET)
1007C-1007F	CPivec4	level 4 interrupt vector (DC0)
10080-10083	CPivec5	level 5 interrupt vector (TIMER)
10084-10087	CPivec6	level 6 interrupt vector (KYBD)
10088-1008B	CPivec7	level 7 interrupt vector

6.5 Driver Example

The code below shows an entire driver with explanatory notes interspersed. This driver represents a model to be followed in broad outline rather than slavishly. Note the use of a table of self-relative addresses which the driver uses to jump to its various sections. A driver organized in this way can be located anywhere in memory and is position independent. This is a requirement of the Corvus CONCEPT Operating System.

```
IDENT   DRVDTACOM
GLOBAL  DRVDTACOM
```

```
;
; DRVDTACOM - The DataComm driver
;
; Parameters:  D0.W - Unit number
;              D1.L - Address of buffer
;              D2.W - Count
;              D3.W - Block Number
;              D4.W - Command
;              D5.W - Access Mode
;
;
;          Command      Input Parameters:      Result values:
;          Command      Unit  Addr  Count  Block  Mode  IORESULT  Busy
;
; 0 - Install          D0.W                      D7.W
; 1 - Read             D0.W  D1.L  D2.W  D3.W  D5.W  D7.W
; 2 - Write            D0.W  D1.L  D2.W  D3.W  D5.W  D7.W
; 3 - Clear            D0.W                      D7.W
; 4 - Busy              D0.W                      D7.W      D0.B
; 5 - Status           D0.W  D1.L  D2.W  D7.W
; 6 - Unmount          D0.W                      D7.W
```

The unit number for this driver is always passed in register D0.W. All commands always return an IORESULT in register D7.W. UnitBusy is the only command that passes a result back in register D0.B. The UnitRead, UnitWrite and UnitStatus commands all expect a buffer address in register D1.L and a byte count in register D2.W.

In the case of the UnitStatus command, the value in register D2.W is a control parameter or a UnitStatus function code and not a count.

The driver must protect A4-A6 which is used by the operating system.

The next section is the entry for a driver, illustrating how the Driver Header Table is organized.

```
; Driver related equates
;
IOEioreq equ    3          ; IORESULT - invalid I/O request
MaxCmd    equ    6          ; Maximum valid command
;
; Some UART equates
;
DcmPort   equ    $30f21    ; DataComm 0 UART pointer
Uda       equ    0         ; UART data port offset
Ust       equ    2         ; UART status port offset
RdBit     equ    3         ; Busy bit for input
WrBit     equ    4         ; Busy bit for output
;
; Entry point for the DataComm driver
;
DRVDTACOM
;
; Driver Header Table
;
      bra.s   DcmReq        ; Go to start of driver execution
      data.b  0             ; Device blocked
                                ; (0 = false, 1 = true)
      data.b  15            ; Valid commands (1-31)
      data.b  82,07,04,00   ; Date (year, month, day, filler)
      data.b  dhmlen        ; Length of ID message
dhm     data.b  'DataComm driver'; ID message
dhmlen  equ    %-dhm        ; Value of ID message length
```

The Driver Header Table is used by the operating system when loading the driver. It must be placed at the driver entry point and in the order shown above.

Valid commands range from 1 to 31 and are the summation of valid command codes for the driver. Command codes are:

- | | | |
|---------------|---------------|-----------------|
| 1 - UnitRead | 4 - UnitClear | 16 - UnitStatus |
| 2 - UnitWrite | 8 - UnitBusy | |

Date and ID message are used to help track different versions of the driver. The ID message and message length (ie, a string) may be up to 30 characters in length.

The next section illustrates how the various sections of the driver are called depending on the specific command.

```
DomReq  moveq    #IOEioreq,d7      ; Set IORESULT to invalid cmd
        cmp.w    #MaxCmd,d4        ; Is command valid?
        bhi.s    DomRtrn          ; No, just return
        clr.w    d7                ; Clear IORESULT
        movem.l  d1-d6/a0-a6,-(sp) ; Save registers
        move.l   d1,a0             ; A0 := Data buffer address
        move.l   #DomPort,a1       ; A1 := UART pointer
        lea     DomTABL,a2         ; A2 := Offset table base addr
        lsl.w    #1,d4            ; D4 := Command*2 (word count)
        move.w   0(a2,d4.w),d4     ; D4 := Offset from DomTABL
        jsr     0(a2,d4.w)         ; Call appropriate subroutine
        movem.l  (sp)+,d1-d6/a0-a6 ; Restore registers
;
DomRtrn rts                      ; Return to caller
;
DomTABL data.w   DomINST-DomTABL   ; Install driver
        data.w   DomRD-DomTABL    ; Read from DataComm
        data.w   DomWR-DomTABL    ; Write to DataComm
        data.w   DomCLR-DomTABL   ; Clear DataComm
        data.w   DomBSY-DomTABL   ; Test if busy
        data.w   DomST-DomTABL    ; Return status
        data.w   DomUNMT-DomTABL  ; Unmount driver
```

The next few code sections illustrate the entry points and give a broad view of the operations performed.

```
;
; DcmINST - Install the driver
;
DcmINST
    .... code to initialize
    .... the device
    rts                ; Nothing to do in this example

;
; DcmUNMT - Unmount the driver
;
DcmUNMT
    .... code to terminate
    .... the device
    rts                ; Nothing to do in this example

;
; DcmST - Device dependent status request
;
DcmST
    .... code for status
    .... request
    rts                ; Nothing to do in this example

;
; DcmCLR - Clear the DataComm driver
;
DcmCLR
    .... code to clear
    .... device
    rts                ; Nothing to do in this example

;
; DcmBSY - See if character available
;
; Returns: D0.B - Result
;
DcmBSY  moveq    #0,d0          ; Assume FALSE (no character ready)
        btst    #RdBit,Ust(ai) ; Character to read?
        bff.s   DcmBSYr        ; No, return
        moveq   #1,d0          ; Set TRUE
DcmBSYr rts                ; Return
```

```
;
; DcmRD - Read character(s) from DataComm
;
DcmRD
CrdLoop subq.w #1,d2          ; More to read?
        bmi.s  CrdExit       ; No, return
;
CrdBusy btst  #RdBit,Ust(a1)  ; Is char in UART?
        boff.s CrdBusy       ; No, try again
        move.b Uda(a1),(a0)+  ; Move character to buffer
        bra.s  CrdLoop       ; Go for next character
;
CrdExit rts                  ; Return
;
; DcmWR - Write character(s) to DataComm
;
DcmWR
CwrLoop subq.w #1,d2          ; More to write?
        bmi.s  CwrExit       ; No, return
        .... remaining logic similar
        .... to DcmRD except for
        .... direction of transfer
CwrExit rts                  ; Return
```

Subject: Executing a Program from Corvus CONCEPT Pascal

Rev Lvl: 01 09-15-82 L. Franklin

This Technical Note explains the use of the Corvus CONCEPT Pascal CALL function which is used to execute a program from within a Pascal program. Also, the HALT procedure is described which is used by a Pascal program to set the CALL function result for the calling program. Both CALL and HALT are internal to the SVS Pascal compiler.

Refer to Technical Note 11 for a summary of callable system programs and their associated parameters (arguments).

10.1 CALL Function Parameters

The general form of the CALL function is:

```
result := CALL (fileID, Ifile, Ofile, pArgPtrs, NbrArgs);
```

where:

result - is the function result of the called program. The function result is one of the following values:

- < 0 - execution error
- 0 - no error
- 1 - insufficient code memory
- 2 - code file read error
- 3 - file not executable code
- 4 - file is not linked
- 5 - code file open error
- 6 - too many processes (10 maximum)
- 7 - insufficient data memory
- 8 - terminated by user

fileID - is a string containing the program file name. If the volume name is not specified, the current volume is searched for the specified program file. If the file is not found in the current volume, the system volume is then searched. If the volume name is specified, only that volume is searched for the program file. A program file name with a "!" prefix indicates the program file is in the system volume. These are the same rules as requesting a program from the command line.

Ifile - is the default input file FIB for the called program. INPUT may be used to specify the default input file of the current program.

Ofile - is the default output file FIB for the called program. OUTPUT may be used to specify the default output file of the current program.

pArgPtrs - is a pointer to an array of argument string pointers. The array contains "NbrArgs" entries.

NbrArgs - is the number of arguments to be passed to the called program (ARGC).

If function key labels are in use when the CALL function is executed, the calling program is responsible for turning off and reinitializing the function key labels. If the called program does not require user input, no special function key label processing is required.

10.2 CALL Function Example with No Arguments

The following example calls a program (MEM) with no arguments:

```
procedure callpgm;
  type   str64 = string[64];
         pstr64 = ^str64;
         strtbl = array [1..100] of pstr64;
         pstrtbl = ^strtbl;
  var   result: integer; p: pstrtbl;
  begin
    p := NIL;
    result := call ('/CCSYS/MEM',input,output,p^,0);
  end;
```

This example outputs a simple memory map to the console.

10.3 CALL Function Example with One Argument

The following example calls a program (SystemMgr) with one argument:

```
procedure callpgm;
  type   str64 = string[64];
         pstr64 = ^str64;
         strtbl = array [1..100] of pstr64;
         pstrtbl = ^strtbl;
  var   result: integer; s1: str64; p1: pstr64; p: pstrtbl;
begin
  p := @p1; p1 := @s1; s1 := 'SETDAT';
  result := call ('!CC.SYSMGR',input,output,p^,1);
end;
```

This example outputs the current date to the console.

10.4 CALL Function Example with Two Arguments

The following example calls a program (WindowMgr) with two arguments:

```
procedure callpgm;
  type   str64 = string[64];
         pstr64 = ^str64;
         strtbl = array [1..100] of pstr64;
         pstrtbl = ^strtbl;
  var   result: integer;
         s1,s2: str64; p1,p2: pstr64; p: pstrtbl;
begin
  p := @p1; p1 := @s1; p2 := @s2;
  s1 := 'CSDISP'; s2 := '/CCUTIL/CSH.ALTCCHARSET';
  result := call ('CC.WNDMGR',input,output,p^,2);
end;
```

This example loads the alternate display character set.

In general, the pstr64 values (p1,p2,...,pn) must be declared in order since they become the argument string pointer array (the compiler allocates these variables sequentially).

10.5 HALT Procedure Parameters

The HALT procedure sets the CALL function result for the calling program and terminates program processing. The general form of the HALT procedure is:

```
HALT (ReturnCode);
```

where ReturnCode is the integer function result value passed to the calling program. A zero ReturnCode is used to indicate a successful completion. Positive ReturnCode values are used by the Operating System during program loading. Negative ReturnCode values are used to indicate execution errors.

If an execution error (negative ReturnCode) is set during an EXEC file function, the remaining EXEC commands are ignored. System development programs, such as the Pascal compiler and linker, set execution error codes if the program function is not successfully completed. Therefore, an EXEC file with several Pascal compilations and links is terminated at the first execution error, saving time by not processing invalid data.

CORVUS CONCEPT DRIVER EXAMPLES

NOTE

THE EXAMPLES IN THIS FIRST SECTION ARE ACTUAL
ASSEMBLY LANGUAGE SUBROUTINES FOUND IN CCLIB,
THE PASCAL SYSTEM LIBRARY.

TABLE OF CONTENTS

CCLIB Library Subroutines

Driver Examples

Print Current Window Program Listing

Concept Keyboard Translation Tables

```

1* ; File: colib.bit.test
2* ; Date: 13-May-82
3*
4* ;
5* ; Corvus CONCEPT bit manipulation functions
6* ;
7*
8*          GLOBAL BITFLIP,BITSET,BITCLEAR,BITTEST,SHIFTRT,SHIFTLT,MAKEBYTE
9*
10* ;
11* ; Function BitFlip (data,bitnum: integer): integer;
12* ;
13* BITFLIP MOVE.L (SP)+,A0          ; A0 = return address
0000 205F
14*      MOVEM.W (SP)+,D0-D1        ; D0 = bit nbr, D1 = data word
0002 4C9F 0003
15*      HCNC D0,D1                ; flip the bit
0004 0141
16*      MOVE.W D1,(SP)            ; place changed word on stack
0008 3E01
17*      JMP (A0)                  ; return to Pascal
000A 4ED0
18*
19* ;
20* ; Function BitSet (data,bitnum: integer): integer;
21* ;
22* BITSET MOVE.L (SP)+,A0          ; A0 = return address
000C 205F
23*      MOVEM.W (SP)+,D0-D1        ; D0 = bit nbr, D1 = data word
000E 4C9F 0003
24*      BSET D0,D1                ; set the bit
0012 01C1
25*      MOVE.W D1,(SP)            ; place changed word on stack
0014 3E01
26*      JMP (A0)                  ; return to Pascal
0016 4ED0
27*
28* ;
29* ; Function BitClear (data,bitnum: integer): integer;
30* ;
31* BITCLEAR
0018
32*      MOVE.L (SP)+,A0          ; A0 = return address
0018 205F
33*      MOVEM.W (SP)+,D0-D1        ; D0 = bit nbr, D1 = data word
001A 4C9F 0003
34*      BCLR D0,D1                ; clear the bit
001E 0101
35*      MOVE.W D1,(SP)            ; place changed word on stack
0020 3E01
36*      JMP (A0)                  ; return to Pascal
0022 4ED0
37*
38* ;
39* ; Function BitTest (data,bitnum: integer): boolean;
40* ;
41* BITTEST MOVE.L (SP)+,A0          ; A0 = return address
0024 205F
42*      MOVEM.W (SP)+,D0-D1        ; D0 = bit nbr, D1 = data word
0024 4C9F 0003
43*      CLR.W (SP)                ; assume false = 0
002A 4257
44*      BTST D0,D1                ; test the bit
002C 0101
45*      BOFF.S BTX                ;
002E 6704
46*      MOVE.B #1,(SP)            ; bit is on, return true
0030 1EBC 0001
47*      JMP (A0)                  ; return to Pascal
0034 4ED0
48*

```

```

50* ;
51* ; Function ShiftRt (data, integer): integer;
52* ;
0036 205F 53* SHIFTRT MOVE.L (SP)+,A0 , A0 = return address
0038 301F 54* MOVE.W (SP)+,D0 , D0 = word to be shifted
003A E248 55* LSR.W #1,D0 , shift it right
003C 3E80 56* MOVE.W D0,(SP) , push result on stack
003E 4ED0 57* JMP (A0) , return to Pascal
58* ;
59* ;
60* ; Function ShiftLt (data, integer): integer;
61* ;
0040 205F 62* SHIFTLT MOVE.L (SP)+,A0 , A0 = return address
0042 301F 63* MOVE.W (SP)+,D0 , D0 = word to be shifted
0044 E348 64* LSL.W #1,D0 , shift it left
0046 3E80 65* MOVE.W D0,(SP) , push result on stack
0048 4ED0 66* JMP (A0) , return to Pascal
67* ;
68* ;
69* ; Function MakeByte (n: integer): byte;
70* ;
004A 71* MAKEBYTE
004A 205F 72* MOVE.L (SP)+,A0
004C 301F 73* MOVE.W (SP)+,D0 , get n
004E 1E80 74* MOVE.B D0,(SP) , return function value
0050 4ED0 75* JMP (A0) , return to Pascal
76* ;
77* END

```

```

*BITCLEAR 000010+ *BITSET 00000C+ *BTI 000034+ *SHIFTLT 000040+
*BITFLIP 000000+ *BITTEST 000024+ *MAKEBYTE 00004A+ *SHIFTRT 000036+

```

0 errors. 78 lines.


```
1* ; File: cclib.asm.text
2* ; Date: 06-Oct-82
3*
4* ;
5* ; Corvus CONCEPT operating system interface
6* ;
7*
8* IDENT CCLIBASH
9* GLOBAL OSactSit,OSactScr,OSaltSit,OSaltScr,OSsitType
10* GLOBAL OSmasDev,OSdispDv,OSkybdDv,OSimDv
11* GLOBAL OSomniDv,OSdcm2Dv,OSdcm1Dv,OSsitDv
12* GLOBAL OSextCRT,pOSuserID,pOScurWnd,pOSsysWnd,pOSdevNam,pOSdate
13* GLOBAL rGetDir,rPutDir
14*
15* include '/ccos/os.gbl.asm.text'
```

```

17* ;
18* ; File: os.gbl.asm.text
19* ; Date: 10-Aug-81
20* ;
21* ;
22* ; Corvus CONCEPT operating system data structure equates
23* ;
24* ;
25* ;
26* ; Additional Corvus CONCEPT I/O result codes
27* ;
00000003 28* IOEioreq equ 3 ; Invalid I/O request
29* ;
00000015 30* IOEnotrn equ 21 ; Transporter not ready
00000016 31* IOEtimot equ 22 ; Timed out waiting for Omninet event
00000017 32* IOEnobuf equ 23 ; Read without a valid write buffer
33* ;
00000020 34* IOEwndfn equ 32 ; Invalid window function
00000021 35* IOEwndbe equ 33 ; Window create boundary
00000022 36* IOEwndos equ 34 ; Invalid character set
00000023 37* IOEwnddc equ 35 ; Delete current window
00000024 38* IOEwndds equ 36 ; Delete system window
00000025 39* IOEwndiw equ 37 ; Inactive window
00000026 40* IOEwndwr equ 38 ; Invalid window record
00000027 41* IOEwndwn equ 39 ; Invalid system window number
42* ;
00000028 43* IOEnodsp equ 40 ; Display driver not available
00000029 44* IOEnokyb equ 41 ; Keyboard driver not available
0000002A 45* IOEnotim equ 42 ; Timer driver not available
0000002B 46* IOEnoosm equ 43 ; OMNINET driver not available
0000002C 47* IOEnoprt equ 44 ; Printer driver not available
0000002D 48* IOEnfdrv equ 45 ; No floppy drive at slot
49* ;
00000032 50* IOEtblid equ 50 ; Invalid table entry ID
00000033 51* IOEtblfl equ 51 ; Table full
00000034 52* IOEtblis equ 52 ; Table entry in use
00000035 53* IOEkybte equ 53 ; Keyboard transmission error
00000036 54* IOEuiopm equ 54 ; Invalid unit I/O parameter
00000037 55* IOEprmln equ 55 ; Invalid parameter block length
00000038 56* IOEfncod equ 56 ; Invalid function code
00000039 57* IOEclkmf equ 57 ; Clock (hardware) malfunction
58* ;
59* ;
60* ; System Common Pointer
61* ;
00000100 62* pSysCom equ 40100 ; pointer to address of SYSCOM
00000104 63* SysKybdFlg equ 40104 ; keyboard control flags
00000106 64* SysByteScn equ 40106 ; display driver - bytes per scan line
65* ;
66* ;
67* ; System Common Equates
68* ;
00000000 69* SCiersit equ 0 ;word - I/O result
00000002 70* SCprecoe equ 1 ;word - current process number

```

```

00000004      71* SCfreebp equ   4      ;lint - free heap pointer
00000008      72* SCjtable equ   8      ;lint - jump table pointer
0000000C      73* SCsysout equ  12      ;lint - default output file pointer
00000010      74* SCsysin equ  16      ;lint - default input file pointer
00000014      75* SCdevtab equ  20      ;lint - device (unit) table pointer
00000018      76* SCdirnam equ  24      ;lint - directory name string pointer
0000001C      77* SCutable equ  28      ;lint - user table pointer
00000020      78* SCToday equ   32      ;word - system date
00000022      79* SCcodejt equ  34      ;lint - code jump table pointer
00000024      80* SCntpro equ  38      ;word - next process number
00000028      81* SCnumpro equ  40      ;word - number of processes
0000002A      82* SCprotbl equ  42      ;lint - process table pointer
0000002E      83* SCbootnm equ  46      ;lint - boot device name pointer
00000032      84* SCmemmap equ  50      ;lint - memory map pointer
00000036      85* SCbootdv equ  54      ;word - boot device number
86*
87*
88* ,          equ  56      ;word - unused
89* ;          equ  58      ;word - unused
0000003C      90* SCslttbl equ  60      ;lint - slot table pointer
00000040      91* SCrootw equ  64      ;lint - root window record pointer
00000044      92* SCcurrw equ  68      ;lint - current window record pointer
00000048      93* SCcurrk equ  72      ;lint - current keyboard record pointer
0000004C      94* SCuserid equ  76      ;word - Constellation user ID
0000004E      95* SCvrsnbr equ  78      ;lint - current version number string pointer
00000052      96* SCvrsdat equ  82      ;lint - current version date string pointer
00000054      97* SCwndtbl equ  86      ;lint - window table pointer
0000005A      98* SCsusinh equ  90      ;word - suspend inhibit count
0000005C      99* SCsusreq equ  92      ;word - suspend request if non-zero
100*

```

```

102* ,
103* , System Vector Equates
104* ;
00000000 105* SVuwrite equ 0*4 ;unit write
00000004 106* SVuread equ 1*4 ;unit read
00000008 107* SVuclear equ 2*4 ;unit clear
0000000C 108* SVubusy equ 3*4 ;unit busy
00000010 109* SVput equ 4*4 ;put
00000014 110* SVget equ 5*4 ;get
00000018 111* SVinit equ 6*4 ;init
0000001C 112* SVopen equ 7*4 ;open
00000020 113* SVclose equ 8*4 ;close
00000024 114* SVwrchar equ 9*4 ;writechar
00000028 115* SVrdchar equ 10*4 ;readchar
0000002C 116* SVblkio equ 11*4 ;blockio
00000030 117* SVseek equ 12*4 ;seek
00000034 118* SVnew equ 13*4 ;new
00000038 119* SVdspos equ 14*4 ;dispose
0000003C 120* SVmark equ 15*4 ;mark
00000040 121* SVrlease equ 16*4 ;release
00000044 122* SVMavail equ 17*4 ;memory available
00000048 123* SVgetdir equ 18*4 ;get directory
00000060 124* SVcrkpth equ 24*4 ;crack path name
00000064 125* SVustat equ 25*4 ;unit status
0000007C 126* SVcli equ 31*4 ;command line interpreter
00000080 127* SVgetvnm equ 32*4 ;get volume names
00000084 128* SVvaldir equ 33*4 ;check valid directory
00000088 129* SVflpdir equ 34*4 ;flip directory
0000008C 130* SVschdir equ 35*4 ;search directory
00000090 131* SVdelent equ 36*4 ;delete directory entry
00000094 132* SVputdir equ 37*4 ;write directory
00000098 133* SVuinstl equ 38*4 ;unit install
134* ,
135* ,
136* , Memory Map Equates
137* ;
00000000 138* MMloda equ 0 ;lint - low data pointer
00000004 139* MMhidta equ 4 ;lint - high data pointer
00000008 140* MMlocod equ 8 ;lint - low code pointer
0000000C 141* MMhico4 equ 12 ;lint - high code pointer
00000010 142* MMbtsw equ 16 ;word - boot switches
00000012 143* MMbtdev equ 18 ;word - boot device number
00000014 144* MMbtstt equ 20 ;word - boot slot number
00000016 145* MMbtstrv equ 22 ;word - boot server number
00000018 146* MMbtdrv equ 24 ;word - boot drive number
0000001A 147* MMbtblk equ 26 ;word - boot volume block number
148* ,

```

```

150* ;
151* ; Unit Table Equates
152* ;
00000002 153* UTiodrv equ 2 ;,lint - I/O driver pointer
00000004 154* UTbif equ 4 ;,bool - blocked device flag
00000007 155* UTmtd equ 7 ;,bool - mounted device flag
00000008 156* UTdid equ 8 ;,str7 - device ID
00000010 157* UTsix equ 16 ;,lint - device size
00000014 158* UTslt equ 20 ;,byte - device slot
00000015 159* UTsrv equ 21 ;,byte - device server
00000016 160* UTdrv equ 22 ;,byte - disk drive nmbr
00000017 161* UTtyp equ 23 ;,byte - disk drive type
00000018 162* UTspt equ 24 ;,byte - sectors per track
00000019 163* UTtps equ 25 ;,byte - tracks per side
0000001A 164* UTro equ 26 ;,bool - device read only
165* ; equ 27 ;,byte - ... unused
0000001C 166* UTblk equ 28 ;,lint - disk base block
00000020 167* UTlen equ 32 ;, entry length
168* ;
169* ;
170* ; Slot Table Equates
171* ;
00000000 172* STbslt equ 0 ;,boot slot number
00000002 173* STbsrv equ 2 ;,boot server number
00000004 174* STacsit equ 4 ;,active slot number
00000006 175* STacsrv equ 6 ;,active server number
00000008 176* STalsit equ 8 ;,alternate slot number
0000000A 177* STalsrv equ 10 ;,alternate server number
0000000C 178* STinfo equ 12 ;,array [1..5] of ....
179* ;
00000000 180* STnmbr equ 0 ;, slot number (1-5)
00000001 181* STtype equ 1 ;, device type (slottypes)
00000002 182* STndrv equ 2 ;, number of drives
00000004 183* STinfoL equ 4 ;, device info length
184* ;

```

```

186* ,
187* ; Character Set Record Equates
188* ,
00000000 189* CStblloc equ 0 ,character set data pointer
00000004 190* CSlpch equ 4 ,scanlines per character (assume wide)
00000006 191* CSbpch equ 4 ,bits per character (vertical height)
00000008 192* CSfstch equ 8 ;first character code - ascii
0000000A 193* CSlstch equ 10 ;last character code - ascii
0000000C 194* CSmask equ 12 ,mask used in positioning cells
00000010 195* CSattr1 equ 16 ,attributes
196* ,
00000011 197* CSattr2 equ 17 ,currently unused
198* ,
199* ,
200* ; Window Record Equates
201* ,
00000000 202* WRcharpt equ 0 ,character set pointer
00000004 203* WRhomept equ 4 ,home (upper left) pointer
00000008 204* WRcuradr equ 8 ,current location pointer
0000000C 205* WRhomeof equ 12 ,bit offset of home location
0000000E 206* WRbasex equ 14 ,home x value, relative to root window
00000010 207* WRbasey equ 16 ,home y value, relative to root window
00000012 208* WRlngthx equ 18 ,maximum x value, relative to window (bits)
00000014 209* WRlngthy equ 20 ,maximum y value, relative to window (bits)
00000016 210* WRcurss equ 22 ,current x value (bits)
00000018 211* WRcursy equ 24 ,current y value (bits)
0000001A 212* WRbitofs equ 26 ,bit offset of current address
0000001C 213* WRgrorgx equ 28 ,graphics - origin x (bits relative to home loc)
0000001E 214* WRgrorgy equ 30 ,graphics - origin y (bits relative to home loc)
00000020 215* WRattr1 equ 32 ,attributes
216* ,
00000000 217* invrse equ 0 , inverse video mode
00000001 218* undscr equ 1 , underscore mode
00000002 219* insmod equ 2 , insert mode
00000003 220* viddeflt equ 3 , 0 = W on B, 1 = B on W
00000004 221* noautolf equ 4 , 0 = auto LF w/CR, 1 = no auto LF
00000005 222* syswin equ 5 , system defined window
00000006 223* active equ 6 , active window
00000007 224* suspend equ 7 , suspended window
225* ,
00000021 226* WRattr2 equ 33 ,attributes
227* ,
00000000 228* vert equ 0 , 1 = vertical, 0 = horizontal screen
00000001 229* graphic equ 1 , 1 = graphics, 0 = character mode
00000002 230* curson equ 2 , 1 = cursor on, 0 = cursor off
00000003 231* invcurs equ 3 , 1 = inverse, 0 = underline cursor
00000004 232* wrapon equ 4 , 1 = wrap, 0 = clip at eoln
00000005 233* noscroll equ 5 , 1 = no scroll, 0 = scroll
00000006 234* clrsc equ 6 , 1 = paging mode
00000007 235* vidset equ 7 , 1 = inverse 0 = normal
236* ,
00000022 237* WRstate equ 34 ,used for decoding escape sequences
00000023 238* WRcdlen equ 35 ,window description record length
239* ,

```

00000024 240* WRlength equ 36 ;actual window record length
241*

```

243*
244*
245* , OSACTSLT - Get active slot function
246* ;
247* ; FUNCTION OSactSlt: integer;
248* ;
0000      249* OSactSlt
0000 2278 0180      250*      move.l pSysCom.w,a1      ;Get pointer to SysCom
0004 2269 003C      251*      move.l SCsiltbl(a1),a1      ;Get pointer to slot table
0008 3F69 0004 0004 252*      move.w STacslt(a1),4(sp)      ;Get active slot from slot table
000E 4E75      253*      rts      ;Return
254*
255* ;
256* , OSACTSRV - Get active server function
257* ;
258* ; FUNCTION OSactSrv: integer;
259* ;
0010      260* OSactSrv
0010 2278 0180      261*      move.l pSysCom.w,a1      ;Get pointer to SysCom
0014 2269 003C      262*      move.l SCsiltbl(a1),a1      ;Get pointer to slot table
0018 3F69 0006 0004 263*      move.w STacsrv(a1),4(sp)      ;Get active server from slot table
001E 4E75      264*      rts      ;Return
265*
266* ;
267* , OSALTSLT - Get alternate slot function
268* ;
269* ; FUNCTION OSaltSlt: integer;
270* ;
0020      271* OSaltSlt
0020 2278 0180      272*      move.l pSysCom.w,a1      ;Get pointer to SysCom
0024 2269 003C      273*      move.l SCsiltbl(a1),a1      ;Get pointer to slot table
0028 3F69 0008 0004 274*      move.w STaltslt(a1),4(sp)      ;Get alternate slot from slot table
002E 4E75      275*      rts      ;Return
276*
277* ;
278* , OSALTSRV - Get alternate server function
279* ;
280* ; FUNCTION OSaltSrv: integer;
281* ;
0030      282* OSaltSrv
0030 2278 0180      283*      move.l pSysCom.w,a1      ;Get pointer to SysCom
0034 2269 003C      284*      move.l SCsiltbl(a1),a1      ;Get pointer to slot table
0038 3F69 000A 0004 285*      move.w STaltsrv(a1),4(sp)      ;Get alternate server from slot table
003E 4E75      286*      rts      ;Return
287*

```



```

289* ;
290* ; OSSLTTYPE - Get device type for slot function
291* ;
292* ; FUNCTION OSsltType (slot: integer): slottype,
293* ;
0040      294* OSsltType
0040 205F      295*      move.l (sp)+,a0      ;Save return address
0042 301F      296*      move.w (sp)+,d0      ;Get slot number
0044 548F      297*      addq.l #2,sp      ;Remove function result from stack
0046 5340      298*      subq.w #1,d0      ;Compute offset into slot table
0048 6D1C      299*      bit.s slttyp8      ;Error return if slot not valid
004A 0C40 0005 300*      cmpi.w #5,d0      ;*
004E 6C16      301*      bge.s slttyp8      ;Error return if slot not valid
0050 C0FC 0004 302*      mulu #STinfoL,d0      ;*
0054 0640 000C 303*      addi.w #STinfo,d0      ;*
0058 2278 0180 304*      move.l pSysCom.w,a1      ;Get pointer to SysCom
005C 2269 003C 305*      move.l SCsittbl(a1),a1      ;Get pointer to slot table
0060 1F31 0001 306*      move.b STtype(a1,d0.w),-(sp) ;Get slot type for slot
0064 6002      307*      bra.s slttyp9      ;Return
308* ;
0066 4227      309* slttyp8 clr.b -(sp)      ;Set slot type to no device
310* ;
0068 4ED0      311* slttyp9 jmp (a0)      ;Return
312* ;
313* ;
314* ; OSEITCRT - Check for external CRT function
315* ;
316* ; FUNCTION OSextCRT: boolean;
317* ;
006A      318* OSextCRT
006A 205F      319*      move.l (sp)+,a0      ;Save return address
006C 548F      320*      addq.l #2,sp      ;Remove function result from stack
006E 2278 0180 321*      move.l pSysCom.w,a1      ;Get pointer to SysCom
0072 2269 0014 322*      move.l SCdevtab(a1),a1      ;Get pointer to device table
0076 3019      323*      move.w (a1)+,d0      ;Get number of devices
0078 2449      324*      move.l a1,a2      ;Compute last device pointer
007A C0FC 0020 325*      mulu #UTlen,d0      ;*
007E D5C0      326*      adda.l d0,a2      ;*
0080 2269 0002 327*      move.l UTiodrv(a1),a1      ;Get driver pointers
0084 244A 0002 328*      move.l UTiodrv(a2),a2      ;*
0088 7801      329*      moveq #1,d0      ;Assume TRUE
008A B5C9      330*      cmpa.l a1,a2      ;Driver (0) = driver [MAXDEV]?
008C 6700 0004 331*      beq exctrx      ;Yes, return
0090 7000      332*      moveq #0,d0      ;Set FALSE
0092 1F00      333* exctrx move.b d0,-(sp)      ;Set function result
0094 4ED0      334*      jmp (a0)      ;Return
335* ;

```

```

337* ,
338* , OSmaxDev - Get maximum device number function
339* ,
340* , FUNCTION OSmaxDev: integer;
341* ;
0096 342* OSmaxDev
0096 2278 0100 343*     move.l pSysCom.w,a1      ,Get pointer to SysCom
009A 2269 0014 344*     move.l SCdevtab(a1),a1   ,Get pointer to device table
009E 3F51 0004 345*     move.w (a1),4(sp)        ,Get number of devices
00A2 4E75      346*     rts                      ;Return
347*
348* ,
349* , OSdispDv - Get DISPLAY driver device number function
350* ,
351* , FUNCTION OSdispDv: integer;
352* ,
00A4 353* OSdispDv
00A4 4247      354*     clr.w -(sp)              ,Get number of devices
00A6 61EE      355*     bsr.s OSmaxDev          ;*
00A8 301F      356*     move.w (sp)+,d0         ;*
00AA 3F40 0004 357*     move.w d0,4(sp)        ;Set function result
00AE 4E75      358*     rts                      ;Return
359*
360* ,
361* , OSkybdDv - Get KYBD driver device number function
362* ,
363* , FUNCTION OSkybdDv: integer;
364* ,
00B0 365* OSkybdDv
00B0 4247      366*     clr.w -(sp)              ,Get number of devices
00B2 61E2      367*     bsr.s OSmaxDev          ;*
00B4 301F      368*     move.w (sp)+,d0         ;*
00B6 5340      369*     subq #1,d0              ,Get device number
00B8 3F40 0004 370*     move.w d0,4(sp)        ;Set function result
00BC 4E75      371*     rts                      ;Return
372*
373* ,
374* , OSTimDv - Get TIMER driver device number function
375* ,
376* , FUNCTION OSTimDv: integer;
377* ,
00BE 378* OSTimDv
00BE 4247      379*     clr.w -(sp)              ,Get number of devices
00C0 41D4      380*     bsr.s OSmaxDev          ;*
00C2 301F      381*     move.w (sp)+,d0         ;*
00C4 5340      382*     subq #2,d0              ,Get device number
00C6 3F40 0004 383*     move.w d0,4(sp)        ;Set function result
00CA 4E75      384*     rts                      ;Return
385*
386* ,
387* , OSomniDv - Get OMNINET driver device number function
388* ,
389* , FUNCTION OSomniDv: integer;
390* ,

```

```

00CC          391* OSomniDv
00CC 4267     392*      clr.w  -(sp)          ,Get number of devices
00CE 61C6     393*      bsr.s  OSmaxDev      ,*
00D0 301F     394*      move.w (sp)+,d0      ,*
00D2 5740     395*      subq   #3,d0         ,Get device number
00D4 3F40 0004 396*      move.w d0,4(sp)      ,Set function result
00D8 4E75     397*      rts                    ,Return
          398*
          399* ;
          400* ; OSdcm2Dv - Get DTACOM2 driver device number function
          401* ;
          402* ; FUNCTION OSdcm2Dv: integer;
          403* ;
00DA          404* OSdcm2Dv
00DA 4267     405*      clr.w  -(sp)          ,Get number of devices
00DC 61B8     406*      bsr.s  OSmaxDev      ,*
00DE 301F     407*      move.w (sp)+,d0      ,*
00E0 5740     408*      subq   #4,d0         ,Get device number
00E2 3F40 0004 409*      move.w d0,4(sp)      ,Set function result
00E6 4E75     410*      rts                    ,Return
          411*
          412* ;
          413* ; OSdcm1Dv - Get DTACOM1 driver device number function
          414* ;
          415* ; FUNCTION OSdcm1Dv: integer;
          416* ;
00E8          417* OSdcm1Dv
00E8 4267     418*      clr.w  -(sp)          ,Get number of devices
00EA 61AA     419*      bsr.s  OSmaxDev      ,*
00EC 301F     420*      move.w (sp)+,d0      ,*
00EE 5B40     421*      subq   #5,d0         ,Get device number
00F0 3F40 0004 422*      move.w d0,4(sp)      ,Set function result
00F4 4E75     423*      rts                    ,Return
          424*
          425* ;
          426* ; OSsltDv - Get SLOTIO driver device number function
          427* ;
          428* ; FUNCTION OSsltDv: integer;
          429* ;
00F6          430* OSsltDv
00F6 4267     431*      clr.w  -(sp)          ,Get number of devices
00F8 619C     432*      bsr.s  OSmaxDev      ,*
00FA 301F     433*      move.w (sp)+,d0      ,*
00FC 5D40     434*      subq   #6,d0         ,Get device number
00FE 3F40 0004 435*      move.w d0,4(sp)      ,Set function result
0102 4E75     436*      rts                    ,Return
          437*

```

```

439* ;
440* , pOSuserID - Get Constellation user ID pointer
441* ;
442* , FUNCTION pOSuserID: pointer;
443* ;
0104          444* pOSuserID
0104 2F78 0180 0004 445*     move.l pSysCom.w,4(sp)      ;Get pointer to SysCom
010A 06AF 0000 004C 446*     addi.l #SCuserID,4(sp)      ;Get pointer to user ID
0110 0004
0112 4E75          447*     rts                          ;Return
448* ;
449* ;
450* , pOScurWnd - Get current window record pointer
451* ;
452* , FUNCTION pOScurWnd: pointer;
453* ;
0114          454* pOScurWnd
0114 2078 0180 455*     move.l pSysCom.w,a0          ;Get pointer to SysCom
0118 2F68 0044 0004 456*     move.l #Ccurr(a0),4(sp)      ;Get current window pointer
011E 4E75          457*     rts                          ;Return
458* ;
459* ;
460* , pOSsysWnd - Get system window record pointer
461* ;
462* , FUNCTION pOSsysWnd (wndnbr. integer): pointer;
463* ;
0120          464* pOSsysWnd
0120 205F          465*     move.l (sp)+,a0              ;Save return address
0122 301F          466*     move.w (sp)+,d0              ;Get system window number
0124 2F08          467*     move.l a0,-(sp)              ;Restore return address
0126 2548          468*     lsl.w #2,d0                  ;Get index to window pointer
0128 2078 0180 469*     move.l pSysCom.w,a0          ;Get pointer to SysCom
012C 2068 0054 470*     move.l #Cwndtbl(a0),a0      ;Get pointer to window table
0130 2F70 0000 0004 471*     move.l 0(a0,d0),4(sp)       ;Get window pointer
0134 4E75          472*     rts                          ;Return
473* ;
474* ;
475* , pOSdevNam - Get device name pointer;
476* ;
477* , FUNCTION pOSdevNam (unitnbr. integer): pointer;
478* ;
0138          479* pOSdevNam
0138 205F          480*     move.l (sp)+,a0              ;Save return address
013A 301F          481*     move.w (sp)+,d0              ;Get unit number
013C C0FC 0020 482*     mulu #UTlen,d0              ;Compute entry index
0140 2F08          483*     move.l a0,-(sp)              ;Restore return address
0142 2078 0180 484*     move.l pSysCom.w,a0          ;Get pointer to SysCom
0144 2068 0014 485*     move.l #Cdevtab(a0),a0      ;Get pointer to device table
014A D1FC 0000 0002 486*     adda.l #2,a0                  ;Get pointer to device ID
0150 D1C0          487*     adda.l #0,a0                  ;*
0152 D1FC 0000 0000 488*     adda.l #UTdid,a0              ;*
0158 2F48 0004 489*     move.l a0,4(sp)              ;Set function result
015C 4E75          490*     rts                          ;Return
491* ;

```

```
492* ,  
493* , pOSdate - Get system date pointer  
494* ;  
495* , FUNCTION pOSdate. pointer,  
496* ;  
015E 497* pOSdate  
015E 2F78 0180 0004 498*      move.l  pSysCom.w,4(sp)      ;Get pointer to SysCom  
0164 06AF 0000 0020 499*      addi.l  #SCtoday,4(sp)      ;Get pointer to system date  
016A 0004  
016C 4E78          500*      rts          ;Return  
501*
```

```

503* ;
504* ; JSVECT - Jump to routine in system vector
505* ;
506* ; Parameters: D0.W - offset in system vector
507* ;
016E 2078 0180 508* JSVECT MOVE.L pSysCom.W,A0 , (A0) = syscom
0172 2068 0000 509*         MOVE.L SCjtable(A0),A0 ; (A0) = sysvect
0174 2070 0000 510*         MOVE.L 0(A0,D0.W),A0 , (A0) = desired routine
017A 4ED0        511*         JMP      (A0) , Go to it!
512* ;
513* ;
514* ; JUVECT - Jump to routine in user vector
515* ;
516* ; Parameters: D0.W - offset in user vector
517* ;
017C 2078 0180 518* JUVECT MOVE.L pSysCom.W,A0 , (A0) = syscom
0180 2068 001C 519*         MOVE.L SCutable(A0),A0 , (A0) = uservect
0184 2070 0000 520*         MOVE.L 0(A0,D0.W),A0 ; (A0) = desired routine
0188 4ED0        521*         JMP      (A0) , Go to it!
522* ;
523* ;
524* ; XGETDIR - Read a directory
525* ;
526* ; procedure xgetdir (fvid: vid; var fdir: directory; var DevBlocked: Boolean,
527* ;                   var fdevno: integer; var DevValid: Boolean), external;
528* ;
018A 7048        529* XGETDIR MOVEQ #SVgetdir,D0
018C 60E0        530*         BRA.B JSVECT
531* ;
532* ;
533* ; XPUTDIR - Write a directory
534* ;
535* ; procedure sputdir (var fdir: directory; fdevno: integer);
536* ;
018E 303C 0094 537* XPUTDIR MOVE.W #SVputdir,D0
0192 60DA        538*         BRA.B JSVECT
539* ;

```

541* END

ACTIVE	00000004	IOEWDFM	00000020	SCBOOTDV	00000036	STNMBR	00000000	UTDID	00000008
CLRSC	00000006	IOEWNDIW	00000025	SCBOCTNM	0000002E	STTYPE	00000001	UTDRV	00000016
CSATTR1	00000010	IOEWNDWN	00000027	SCCODEJT	00000022	SUSPEND	00000007	UTIODRV	00000002
CSATTR2	00000011	IOEWNDWR	00000026	SCCURRK	00000048	SVBLKIO	0000002C	UTLEN	00000020
CSBPCH	00000006	JSVECT	00016E+	SCCURRW	00000044	SVCLI	0000007C	UTMTD	00000007
CSFRSTCH	00000008	JUVECT	00017C+	SCDEVTAB	00000014	SVCLOSE	00000020	UTRO	0000001A
CSLASTCH	0000000A	NMBTBLK	0000001A	SCDIRNAM	00000018	SVCRKPTH	00000060	UTSZ	00000010
CSLPCH	00000004	NMBTDEV	00000012	SCFREEHP	00000004	SVDELENT	00000090	UTSLT	00000014
CSMASK	0000000C	NMBTDRV	00000018	SCIORSLT	00000000	SVDSPOSE	00000038	UTSPT	00000018
CSBLOC	00000000	NMBTSLT	00000014	SCJTABLE	00000008	SVFLPDIR	00000088	UTSRV	00000015
CURSON	00000002	NMBTSRV	00000016	SCMEMMAP	00000032	SVGET	00000014	UTTPS	00000019
EXCRTI	000092+	NMBTSW	00000010	SCNUMPRO	00000028	SVGETDIR	00000048	UTTFP	00000017
GRAPHIC	00000001	NMHICOD	0000000C	SCNITPRO	00000026	SVGETVMH	00000080	VERT	00000003
INSMOD	00000002	NMHIDTA	00000004	SCPROCNO	00000002	SVINIT	00000018	VIDDEFLT	00000000
INVCURS	00000003	NMLLOC	00000008	SCPROTBL	0000002A	SVMARK	0000003C	VIDSET	00000007
INVRSE	00000000	NMLODTA	00000008	SCROOTW	00000040	SVMAVAIL	00000044	WRAPON	00000004
IOECLMP	00000039	NOAUTOLF	00000004	SCSLTTBL	0000003C	SVNEW	00000034	WRATTR1	00000020
IOEFNCCD	00000038	NOSROLL	00000005	SCSUSINH	0000005A	SVOPM	0000001C	WRATTR2	00000021
IOEIOREQ	00000003	*OSACTSLT	000000+	SCSUSREQ	0000005C	SVPUT	00000010	WRBASEX	0000000E
IOEKYBTE	00000035	*OSACTSRV	000010+	SCSYSIN	00000010	SVPUTDIR	00000094	WRBASEY	00000010
IOENFORV	0000002D	*OSALTSLT	000020+	SCSYSOUT	0000000C	SVRDCHAR	00000028	WRBITOFS	0000001A
IOENOBVF	00000017	*OSALTSRV	000030+	SCTODAY	00000020	SVRELEASE	00000040	WRCHARPT	00000000
IOENODSF	00000028	*OSDCMIDV	0000E+	SCUSERID	0000004C	SVSCHDIR	0000008C	WRCURADR	00000008
IOENOKYB	00000029	*OSDCM2DV	0000DA+	SCUTABLE	0000001C	SVSEEK	00000030	WRCURSI	00000016
IOENOOHM	0000002B	*OSDISPDV	0000A+	SCVRSDAT	00000052	SVUBUSY	0000000C	WRCURSY	00000018
IOENOPRT	0000002C	*OBEXTCRT	0000A+	SCVRSNBR	0000004E	SVUCLEAR	00000008	WRGRORGI	0000001C
IOENOTIM	0000002A	*OSKYBDDV	0000B+	SCVNDTBL	00000056	SVUINTEL	00000098	WRGRORGY	0000001E
IOENOTRN	00000015	*OSMAIDV	00009+	SLTTYPS	00006+	SVUREAD	00000004	WRHOMEOF	0000000C
IOEPRHLN	00000037	*OSOMNIDV	0000CC+	SLTTYF?	000068+	SVUSTAT	00000044	WRHOMFT	00000004
IOETBLFL	00000039	*OSSLTDV	0000F+	STACSLT	00000004	SVUWRITE	00000000	WRLNCTH	00000024
IOETBLID	00000032	*OSSLTTF	00004+	STACSRV	00000006	SVVALDIR	00000004	WRLNCTHI	00000012
IOETBLIU	00000034	*OSTINDV	0000E+	STALSLT	00000008	SVVCHAR	00000024	WRLNCTHY	00000014
IOETIMOT	00000014	*POSCURVN	000114+	STALSRV	0000000A	SYSBYTES	00000184	WRRCDLEN	00000023
IOEVIOPM	00000036	*POSDATE	00015E+	STBTSLT	00000000	SYSKYBDF	00000184	WRSTATE	00000022
IOEWNDBE	00000021	*POSDEVNA	000138+	STBTSRV	00000002	SYSWIN	00000005	*XCETDIR	00018A+
IOEWNDCS	00000022	*POSSYSWN	000128+	STINFO	0000000C	UNDSER	00000001	*XPUTDIR	00018E+
IOEWNDDC	00000023	*POSUSERI	000104+	STINFOL	00000004	UTBLF	00000006		
IOEWNDDS	00000024	PSYSCOH	00000180	STNDRV	00000002	UTBLK	0000001C		

0 errors. 542 lines.

NOTE

THE EXAMPLES IN THE FOLLOWING TWO SECTIONS ARE
EXAMPLES ONLY. THEY DO NOT REFLECT THE CURRENT
OPERATING SYSTEM.

```
1* ;
2* ; file : timer.drv.text
3* ; date : 20-SEPTEMBER-1982 kb
4* ;
5* ; INCLUDE FILES USED :
6* ; timer.clk.text ;HAS CALANDER CLOCK CODE
7* ; /cces/os.gbl.asm.text ;OS GLOBAL EQUATES
8* ;
9* ; 04-06-82 kb Added version date before TIMERDRV - entry point
10* ; 04-23-82 kb Changed IORESULT definitions to use the global file definitions
11* ; 04-23-82 kb Removed volume name from timer.clk.text include
12* ; 06-07-82 kb Changed for new rev. 4 processor board changes, will find the
13* ; correct address to use (either $30FE1 or $30F81)
14* ; added storage loc to save correct address
15* ; 07-07-82 kb Added Header to driver
16* ; 07-07-82 kb Fixed error in equates for different rev board address equates
17* ; 09-20-82 lf Changed write clock to stop/start clock in order to zero
18* ; seconds and tenths fields (in TIMER.CLK.TEXT)
19* ;
20* ;
21* ; INCLUDE OS GLOBALS HERE
22* ;
253* ; LIST ON
254* ;
```

2568 ;

```

258* ; EQUATES FOR ALL TIMER DRIVER SOFTWARE
259* ;
260* ; BIT NUMBER DEFINITIONS
261* ;
00000000 262* BITD0 EQU 0 ;BIT 0
00000001 263* BITD1 EQU 1 ;BIT 1
00000002 264* BITD2 EQU 2 ;BIT 2
00000003 265* BITD3 EQU 3 ;BIT 3
00000004 266* BITD4 EQU 4 ;BIT 4
00000005 267* BITD5 EQU 5 ;BIT 5
00000006 268* BITD6 EQU 6 ;BIT 6
00000007 269* BITD7 EQU 7 ;BIT 7
270* ;
271* ; TIMER INTERRUPT VECTOR ADDRESS
272* ;
00000074 273* VECTOR EQU $000074 ;INTERRUPT VECTOR #5
274* ;
275* ; TIMER TABLE INDICES
276* ;
00000000 277* TFLAGS EQU 0 ;TIMER TABLE FLAGS
00000002 278* PTRUSRTRM EQU 2 ;POINTER TO USER SERVICE ROUTINE
00000006 279* TCOUNT EQU 6 ;# OF 50 MS. TICKS BEFORE CALL
00000008 280* TDWNCNT EQU 8 ;WORKING DOWN COUNTER
0000000A 281* REGA4 EQU TDWNCNT+2 ;REGISTER A4 SAVE AREA
0000000E 282* REGA5 EQU REGA4+4 ;REGISTER A5 SAVE AREA
283* ;
284* ; TIMER TABLE FLAGS BIT DEFINITIONS
285* ;
00000000 286* VALIDENT EQU BITD0 ;VALID ENTRY FLAG
00000001 287* CONTISHT EQU BITD1 ;CONTINUOUS/1-SHOT MODE FLAG
00000002 288* SKIP1ST EQU BITD2 ;SKIP FIRST CALL FLAG
00000003 289* ENBLDSBL EQU BITD3 ;ENABLE/DISABLE FLAG
290* ;
291* ; BELL PARAMETER BLOCK INDICES
292* ;
00000000 293* FREQ EQU 0 ;FREQUENCY OF BELL
00000002 294* PATTERN EQU 2 ;PATTERN OF SPEAKER ON AND OFFS
00000004 295* DURATN EQU 4 ;DURATION OF BELL
296* ;
297* ; INTERNAL FLAG BIT DEFINITIONS
298* ;
00000000 299* SHUTOFF EQU BITD0 ;SHUTOFF BELL FLAG
300* ;
301* ; VIA ADDRESSES
302* ;
00030F77 303* ACR EQU $30F77 ;AUXILLARY CONTROL REGISTER
00030F7D 304* IER EQU $30F7D ;INTERRUPT ENABLE REGISTER
00030F7B 305* IFR EQU $30F7B ;INTERRUPT FLAGS REGISTER
00030F4D 306* T1LL EQU $30F4D ;TIMER 1 LATCH LOW
00030F4F 307* T1LH EQU $30F4F ;TIMER 1 LATCH HIGH
00030F49 308* T1CL EQU $30F49 ;TIMER 1 COUNTER LOW - READ ONLY
00030F4B 309* T1CH EQU $30F4B ;TIMER 1 COUNTER HIGH
00030F71 310* T2LL EQU $30F71 ;TIMER 2 LATCH LOW
00030F73 311* T2CH EQU $30F73 ;TIMER 2 COUNTER HIGH

```

```

00030F75      312* SHIFTRG  EQU      $30F75      ;SHIFT REGISTER
313* ;
314* ; VIA REGISTER VALUES
315* ;
00000046      316* ACRBYTE  EQU      $40          ;ACR DATA - T1 FREE RUN DISABLE PB7
00000010      317* RUNT2    EQU      $10          ;MASK TO COUNT DOWN T2
000000EF      318* STOFT2   EQU      $EF          ;COMPLEMENTED RUNT2 TO STOP T2
0000007F      319* DISABL   EQU      $7F          ;DISABLE ALL INTERRUPTS
000000C0      320* ENBLT1   EQU      $C0          ;ENABLE IRO FOR T1
000000FF      321* CLEAR    EQU      $FF          ;CLEAR ALL IFR STAT BITS
00000020      322* T1INT    EQU      $20          ;TIMER #1 INTERRUPT FLAG BIT
0000C350      323* TIME     EQU      50000        ;50,000 MICRO SECONDS
000000C3      324* TIMEH    EQU      TIME/256     ;HI ORDER BYTE OF TIME VALUE
00000050      325* TIMEL    EQU      TIME-(TIMEH*256) ;LOW ORDER BYTE OF TIME VALUE
326* ;
327* ; CONTEXT SWITCHING DEFINITIONS
328* ;
0000005C      329* SPNDFLC  EQU      SCsusreq    ;SUSPEND FLAG
0000005A      330* SPWAITC  EQU      SCsusinh    ;WAIT SUSPEND COUNTED SEMAPHORE
00000002      331* CURPROC  EQU      SCproeno    ;CURRENT PROCESS # INDEX
000000BB      332* PPTBL    EQU      $BB          ;PTR TO PROCESS TABLE
000000BB      333* SCHEDPTR EQU      $BB          ;PTR TO ENTRY OF SCHEDULER
000000BB      334* SCHDA4  EQU      $BB          ;REG. A4 VALUE FOR SCHEDULER
000000BB      335* SCHDA5  EQU      $BB          ;REG. A5 VALUE FOR SCHEDULER
336* ;
000000CC      337* PTLEN    EQU      $CC          ;LENGTH OF PROCESS TABLE ENTRY
0000000F      338* NUMREGS  EQU      15          ;NUMBER OF REGISTERS SAVED IN PTBL
0000003C      339* PTPC     EQU      NUMREGS*4    ;PROCESS TABLE-PC FIELD
00000040      340* PTPSR    EQU      PTPC+4        ;PROCESS TABLE-SR FIELD
341* ;
00002700      342* SCHEDSR  EQU      $2700        ;SCHEDULER SR-NO INTERRUPTS
343* ;
344* ; IORESULT ERROR CODES
345* ;
00000036      346* INVPRM   EQU      IOEioipm    ;INVALID UNIT I/O PARAMETER
00000003      347* NOTLEGIT EQU      IOEioreq    ;NOT LEGITIMATE CALL
00000032      348* INVTLID  EQU      IOEtblid    ;INVALID TABLE ENTRY ID
00000033      349* TBLFULL  EQU      IOEtblfl    ;TIMER TABLE FULL
00000038      350* INVFNC  EQU      IOEfnood    ;invalid function code
351* ;
352* ; MISCELLANEOUS EQUATES
353* ;
00000006      354* UNMCMD   EQU      6          ;UNMOUNT COMMAND CODE
00000004      355* ENABLEC  EQU      4          ;ENABLE FUNCTION CODE
00000001      356* CARRYST  EQU      $01        ;CARRY SET IN CCR
00000001      357* ON      EQU      1
00000000      358* OFF     EQU      0

```

```
360* ; TIMER INTERRUPT SERVICE ROUTINE
361* ; INTERNAL REGISTER USEAGE :
362* ;     A0 - TEMP
363* ;     A1 - TEMP
364* ;     A2 - TIMER TABLE ADDRESS
365* ;     A3 - ADDRESS OF CURRENT ENTRY'S FLAG'S LOW ORDER BYTE
366* ;
367* ;     D0 - TEMP
368* ;     D1 - TEMP
369* ;     D2 - INDEX TO CURRENT ENTRY IN TIMER TABLE
370* ;
```

```

372* ;
373* ; TIMER INTERRUPT SERVICE ROUTINE
374* ; THIS ROUTINE IS INVOKED WHEN THE 30 MILLISECOND INTERVAL TIMER INTERRUPT
375* ; OCCURS. IT CHECKS EACH ENTRY OF THE TIMER TABLE TO SEE IF IT'S USER SERVICE
376* ; ROUTINE SHOULD BE CALLED.
377* ;
0000 378* TIMINT
0008 48E7 FFFE 379*          MOVEM.L  D0-D7/A0-A6,-(SP)      ;SAVE USER'S REGISTERS
0004 1039 0003 0F49 380*          MOVE.B   T1CL.L,D0          ;RESET VIA IFR T2 BIT
381* ;
382* ; for i := 1 to NUMENTS do
383* ;
000A 45FA 0324+ 384*          LEA     TIMERTBL,A2          ;ADDRESS OF TIMER TABLE
000E 4282 385*          CLR.L   D2                    ;START WITH FIRST ENTRY
386* ;
387* ; IF HAVE VALID ENTRY THAT IS NOT DISABLE THEN SEE IF SHOULD CALL USER SERVICE ROUTINE
388* ;
0010 47F2 2001 389* TIMEXT  LEA     TFLAGS+1(A2,D2.W),A3      ;ADDRESS OF CURRENT FLAGS + 1
0014 0813 0080 390*          BTST    #VALIDENT,(A3)          ;VALID ENTRY?
0018 4734 391*          BEQ.S   T1CHKNET              ;NO, SEE IF ANOTHER ENTRY
001A 0813 0003 392*          BTST    #ENBLDSBL,(A3)        ;IS ENTRY ENABLED?
001E 462E 393*          BNE.S   T1CHKNET              ;NO, SEE IF ANOTHER ENTRY
394* ;
395* ; GOT VALID ENTRY - TEST IF SHOULD CALL USER SERVICE ROUTINE
396* ;
0020 0472 0001 2008 397*          SUBI.W  #1,TDWCNT(A2,D2.W)      ;DOWN COUNT
0024 4626 398*          BNE.S   T1CHKNET              ;NOT DONE, SEE IF ANOTHER ENTRY
399* ;
0028 48E7 2030 400*          MOVEM.L  D2/A2-A3,-(SP)      ;SAVE WORKING REGISTERS
002C 2872 208A 401*          MOVEA.L  REGA4(A2,D2.W),A4    ;SETUP USERS A4 AND A5
0030 2A72 200E 402*          MOVEA.L  REGA5(A2,D2.W),A5    ;REGISTERS
0034 2072 2002 403*          MOVEA.L  PTRUSRTRM(A2,D2.W),A0 ;ADDRESS USER SERVICE ROUTINE
0038 4E90 404*          JSR     (A0)                  ;CALL USER SERVICE ROUTINE
003A 4CDF 0C04 405*          MOVEM.L  (SP)+,D2/A2-A3      ;RESTORE REGISTERS
406* ;
407* ; RESET DOWN COUNTER - ASSUME CONTINUOUS MODE
408* ;
003E 35B2 2006 2008 409*          MOVE.W  TCOUNT(A2,D2.W),TDWCNT(A2,D2.W)
410* ;
411* ; IF ENTRY IS IN 1 SHOT MODE THEN DELETE THE ENTRY.
412* ;
0044 0813 0001 413*          BTST    #CONTISHT,(A3)        ;1 SHOT MODE?
0048 4704 414*          BEQ.S   T1CHKNET              ;NO, SEE IF ANOTHER ENTRY
004A 0893 0000 415*          BCLR   #VALIDENT,(A3)        ;YES, DELETE ENTRY
416* ;
417* ; INCREMENT INDEX - IF NOT PAST END OF TABLE THEN DO NEXT ENTRY
418* ;
004E 0642 0012 419* T1CHKNET  ADDI.W  #TINTLEN,D1          ;INDEX TO NEXT ENTRY
0052 0C42 0084 420*          CMPI.W  #TABLELN,D2          ;PAST END OF TABLE?
0056 46B8 421*          BNE.S   TIMEXT                ;NO, DO NEXT ENTRY
422* ;
423* ; SEE IF SHOULD DO CONTEXT SWITCH
424* ;
425*          BSR.S   CNKCS                  ;RETURNS (A0) PTR TO STBCOM

```

	426*	;	BEO.S	DOCS	,DOES OWN EXIT(RTE)
	427*	;			
0058	4CDF	7FFF	428*	MOVEM.L	(SP)+,D0-D7/A0-A6 ;RESTORE USER REGISTERS
005C	4E73		429*	RTE	;used by unitonmount


```

431* ;
432* ; DOCS - DO CONTEXT SWITCH
433* ; ENTRY . MUST BE A GOTO CALL VIA A JUMP OR BRA NOT A SUBROUTINE
434* ; CALL. NO EXTRA STUFF ON STACK.
435* ; THE TOP OF STACK MUST BE THE USER'S REGISTERS
436* ; (A0) = POINTER TO SYSCOM
437* ;
005E 4228 003C 438* DOCS CLR.E SPNDFLG(A0) ;CLEAR SUSPEND FLAG
439* ;
440* ; SAVE EXISTING PROCESSES CONTEXT (PARTIAL, SCHEDULER DOES REST)
441* ;
0062 3028 0062 442* MOVE.W CURPROC(A0),D0 ;GET CURRENT PROCESS #
0064 C0FC 00CC 443* MVLV #PTLEN,D0 ;CALC INDEX TO PROCESS TABLE ENTRY
006A 2268 00BB 444* MOVEA.L PPTBL(A0),A1 ;ADDRESS OF PROCESS TABLE
006E 45F1 0000 445* LEA 0(A1,D0.W),A2 ;ADDRESS OF ENTRY
0072 720E 446* MOVEQ #NUMREGS-1,D1 ;COUNT OF POPS
447* ;
0074 24DF 448* DCSMOVR MOVE.L (SP)+,(A2)+ ;SAVE REGISTERS IN ENTRY
0076 51C9 EFC 449* DBF D1,DCSMOVR ;IN ORDER D0-A6
450* ;
007A 355F 0040 451* MOVE.W (SP)+,PTSR(A2) ;SAVE SR AND PC OF CURRENT
007E 355F 003C 452* MOVE.W (SP)+,PTPC(A2) ;PROCESS
453* ;
454* ; CALL SCHEDULER VIA A FAKED RTE
455* ;
0082 2F28 00BB 456* MOVE.L SCHEDPTR(A0),-(SP) ;ENTRY POINT TO SCHEDULER
0084 3F3C 2700 457* MOVE.W #SCHEDSR,-(SP) ;SR FOR SCHEDULER
458* ;
008A 2868 00BB 459* MOVE.L SCHDA4(A0),A4 ;SCHEDULER IS A PASCAL GLOBAL SUBROUTINE
008E 2A68 00BB 460* MOVE.L SCHDA3(A0),A5 ;NEEDS ITS VALUES FOR A4 & A5
0092 4E73 461* RTE

```

```

463* ;
464* ; CHKCS - SEE IF SHOULD DO A CONTEXT SWITCH
465* ;     EXIT : (NE) - DON'T DO CONTEXT SWITCH
466* ;     (EQ) - DO SWITCH
467* ;     (A0) = POINTER TO SYSCOM
468* ; IF (SUSPEND FLAG IS CLEAR) THEN DON'T DO SWITCH
469* ;
0094 2078 0180 470* CHKCS     MOVE.L   PSYSCOM.W,A0           ;ADDRESS OF SYSCOM
0098 4A28 005C 471*         TST.B    SPNDPLG(A0)           ;FLAG CLEAR?
009C 6764         472*         BEQ.S    CCSDONT           ;YES
473* ;
474* ; IF (SUSPEND WAIT COUNTED SEMAPHORE = 0) THEN DO CONTEXT SWITCH
475* ;
009E 4A28 005A 476*         TST.B    SPWAITC(A0)
00A2 6002         477*         BRA.S    CCSEXIT
478* ;
00A4 7001         479* CCSDONT  MOVEQ    #1,D0           ;FORCE DONT (NE)
00A6 4E75         480* CCSEXIT  RTS

```

```

482* ;
483* ; UNIT I/O PARAMETER PASSING DEFINITION
484* ;
485* ; COMMAND      UNIT  ADDR  COUNT  BLOCK  MODE  IORESULT  BUSY
486* ; 0 - INSTALL  D0.W
487* ; 1 - READ     D0.W  D1.L  D2.W      D5.W  D7.W
488* ; 2 - WRITE    D0.W  D1.L  D2.W      D5.W  D7.W
489* ; 3 - CLEAR    D0.W
490* ; 4 - BUSY      D0.W
491* ; 5 - STATUS   D0.W  D1.L  D2.W
492* ; 6 - UNMOUNT D0.W
493* ;
494* ; ALL REGISTER VALUES ON ENTRY ARE SAVED AND RESTORED EXCEPT D6 & D7.
495* ; INTERNAL REGISTER USAGE :
496* ;     A0 - TEMP (GLOBAL)
497* ;     A1 - TEMP (GLOBAL)
498* ;     A2 - ADDRESS OF TIMER TABLE (GLOBAL)
499* ;     A3 - ADDRESS OF USER'S BUFFER ADDRESS (GLOBAL)
500* ;     A4 - ADDRESS OF INTERNAL FLAGS BYTE (BELL)
501* ;     A5 - ADDRESS OF VIA SHIFT REGISTER (BELL)
502* ;     A6 - ADDRESS OF VIA INTERRUPT ENABLE REGISTER (INSTALL)
503* ;
504* ;     D0 - TEMP
505* ;     D1 - TEMP
506* ;     D2 - COUNT OR CONTROL
507* ;     D3 - TABLE ENTRY INDEX
508* ;     D4 - PATTERN FOR BELL
509* ;

```

```

511* ;
512*          GLOBAL      TIMERDRV
513* ;
514* ; TIMER DRIVER
515* ;
00A8          516* TIMERDRV
00A8 6014     517*          BRA.S      TIMR001          ;*070782* JUMP AROUND HEADER
00AA 00      518*          DATA.B    0              ;DEVICE NOT BLOCKED
00AB 1F      519*          DATA.B    31              ;VALID CMDS - NOT UNITSTATUS
00AC 52 0A 16 00 520*          DATA.B    82,10,22,0      ;DATE
00B0 0C      521*          DATA.B    hmlen          ;HEADER MSG LENGTH
00B1 54494D4552206472 522* xxx010 DATA.B    'TIMER driver' ;HEADER MSG
00B7 69766572
0000000C     523* hmlen      EQU          %-xxx010
524* ;
00BE 0C44 0006 525* TIMR001   CMPI.W    #UNMCHD,D4          ;VALID COMMAND
00C2 621C     526*          BHI.S      TINDERR          ;NO
527* ;***** wait till change to D6 for busy return *****
528* ;****          MOVEM.L    D0-D5/A0-A6,-(SP)          ;SAVE REGISTERS
529* ;*****
00C4 48E7 7EFE 530*          movem.l    D1-D6/A0-A6,-(SP)          ;** temp* for busy return in D0
00C8 4287     531*          CLR.L      D7              ;CLEAR IORESULT
00CA 2441     532*          MOVEA.L   D1,A3              ;ADDRESS OF USERS BUFFER
00CC 43FA 0018+ 533*          LEA       TIMDTBL,A1          ;TURN THE COMMAND INTO A
00D0 E34C     534*          LSL.W      #1,D4              ;INDEX TO THE FUNCTION
00D2 3831 4000 535*          MOVE.W    0(A1,D4.W),D4
00D4 4EB1 4000 536*          JSR       0(A1,D4.W)          ;DO FUNCTION
537* ;***** wait till change to D6 for busy return *****
538* ;****          MOVEM.L    (SP)+,D0-D5/A0-A6          ;RESTORE SAVED REGISTER VALUES
539* ;*****
00DA 4CDF 7F7E 540*          movem.l    (SP)+,D1-D6/A0-A6          ;** temp* for busy return in D0
00DE 4E75     541*          RTS
542* ;
543* ; Invalid Command Error
544* ;
00E0 3E3C 0003 545* TINDERR   MOVE.W    #NOTLEGIT,D7
00E4 4E75     546*          RTS
547* ;
548* ; THE TIMER DRIVER JUMP TABLE
549* ;
00E6 027E     550* TIMDTBL   DATA.W    TIMINST-TIMDTBL          ;UNITINSTALL
00E8 001A     551*          DATA.W    TIMRD-TIMDTBL          ;UNITREAD
00EA 01D0     552*          DATA.W    TIMWR-TIMDTBL          ;UNITWRITE
00EC 0014     553*          DATA.W    TIMCLR-TIMDTBL         ;UNITCLEAR
00EE 000E     554*          DATA.W    TIMBSY-TIMDTBL         ;UNITBUSY
00F0 02E6     555*          DATA.W    TIMST-TIMDTBL         ;UNITSTATUS
00F2 02D4     556*          DATA.W    TIMUNNT-TINDTBL        ;UNITUNMOUNT

```

```
558* ;
559* ; TIMBSY - UNITRBUSY
560* ; BUSY FROM THE TIMER IS CURRENTLY UNDEFINED.
561* ;
00F4 3E3C 0003 562* TIMBSY    MOVE.W    @NOTLEGIT,D7
00F8 4E75          563*          RTS
564* ;
565* ; TIMCLR - UNITCLEAR
566* ; CLEAR THE TIMER IS CURRENTLY UNDEFINED.
567* ;
00FA 3E3C 0003 568* TIMCLR    MOVE.W    @NOTLEGIT,D7
00FE 4E75          569*          RTS
```

```
571* ;
572* ; TIMWR - UNITWRITE
573* ; TIMRD - UNITREAD
574* ;
575* ; CODE FOR CALANDER CLOCK : IN INCLUDE FILE timer.clk.text
576* ;
577* ;         INCLUDE     'TIMER.CLK.TEXT'
578* ;
579* ; file : timer.clk.text
580* ; date : 22-OCTOBER-1982 kb
581* ;
582* ; FILE IS AN INCLUDE FILE FOR TIMER.DRV.TEXT , THE TIMER DRIVER.
583* ; THIS IS THE UNITREAD AND UNITWRITE CODE FOR THE CALANDER CLOCK IN THE
584* ; TIMER DRIVER.
585* ;
586* ; 04-23-82 kb Changed IORESULT definitions to use the global file definitions
587* ; 04-07-82 kb Changed for new rev. 4 processor board changes, will find the
588* ;             correct address to use (either $30FE1 or $30F81)
589* ; 07-07-82 kb Changed error in RV3 and RV4 address equates, were reversed
590* ; 09-20-82 lf Changed write clock to stop/start clock in order to zero
591* ;             seconds and tenths fields
592* ; 10-22-82 kb Changed READCR so it reads 4 times with a MOVEP.L instruction.
593* ;             Checks to make sure the low order 3 bytes, all except the
594* ;             first read are the same. If they are not it rereads the
595* ;             register.
596* ;
```

```

598* ;
599* ; EQUATES FOR THE CLOCK ROUTINES
600* ; PARAMTER BLOCK INDICES - RANGE FOR PARAMETER IN PARENTHESIS
601* ;
00000000 602* DAYOFWK EQU 0 ;DAY OF THE WEEK (1-7)
00000002 603* MONTH EQU DAYOFWK+2 ;MONTH (1-12)
00000004 604* DAY EQU MONTH+2 ;DAY (1-31)
00000006 605* HOUR EQU DAY+2 ;HOURS (0-23)
00000008 606* MINS EQU HOUR+2 ;MINUTES (0-59)
0000000A 607* SECS EQU MINS+2 ;SECONDS (0-59)
0000000C 608* TENTHS EQU SECS+2 ;TENTHS OF SECONDS (0-9)
0000000E 609* LEAPYR EQU TENTHS+2 ;LEAP YEAR (0-3)
610* ;
0000000E 611* LENPBR EQU TENTHS+2 ;LENGTH OF READ PARAMETER BLOCK
00000007 612* NUMRP EQU LENPBR/2 ;NUMBER OF READ PARAMETERS
613* ;
00000010 614* LENPBW EQU LEAPYR+2 ;LENGTH OF WRITE PARAMETER BLOCK
00000008 615* NUMWP EQU LENPBW/2 ;NUMBER OF WRITE PARAMETERS
616* ;
617* ; CLOCK REGISTERS
618* ;
00030F81 619* RV4ADDR EQU $30F81 ;SELECT/ADDRESS LATCH **new board address
00030FE1 620* RV3ADDR EQU $30FE1 ;SELECT/ADDRESS LATCH **old board address
00030D01 621* RWREC EQU $30D01 ;READ/WRITE CLOCK REGISTERS
0000000F 622* INTREC EQU 15 ;CLOCK INTERRUPT REG ADDR
0000000E 623* STRTSTOP EQU 14 ;START/STOP REGISTER
0000000D 624* LYREC EQU 13 ;LEAP YEAR REGISTER
00000001 625* TENTHSC EQU 1 ;TENTH OF SECONDS REGISTER (change 6/7)
626* ;
0000000F 627* RDERR EQU $0F ;REGISTER VALUE WHEN READ WHEN UPDATE
00000010 628* DSELECT EQU $10 ;DESELECT CHIP
629* ;
630* ; IORESULT CODES
631* ;
00000037 632* PBLNER EQU IOEprmi ;PARAMETER BLOCK WRONG LENGTH
00000039 633* CLOCKERR EQU IOEclkmf ;CLOCK NOT WORKING
634* ;

```

```

636* ;
637* ; TIMRD - UNITREAD OF CLOCK
638* ;
639* ; RETURN TO THE USER THE TIME IN THE REAL-TIME-CLOCK.
640* ; USER PASSES PARAMETER BLOCK POINTER IN D1 OF WHERE TO PUT THE TIME INFO.
641* ; TIME IS RETURNED IN BINARY, INTEGERS. THE PARAMETER BLOCK HAS THE FORM
642* ;
643* ; type ReadClockParameter = record
644* ;     DayOfWeek : integer;
645* ;     Month : integer;
646* ;     Day : integer;
647* ;     Hour : integer;
648* ;     Mins : integer;
649* ;     Secs : integer;
650* ;     Tenths : integer;
651* ; end;
652* ;
0100 653* TIMRD
0100 2C41 654*     MOVE.L   D1,A6           ;A6 = PARAMETER BLOCK PTR
0102 2802 655*     MOVE.L   D2,D4           ;SAVE USER LENGTH
0104 6138 656*     BSR.S    RDCLOCK         ;READ THE CLOCK
0104 4A47 657*     TST.W    D7
0108 662C 658*     BNE.S    TRDEXIT        ;CAN'T READ CLOCK
659* ;
660* ; CONVERT AND PUT RESULT IN PARAMETER BLOCK
661* ;
010A 0C44 000E 662*     CMPI.W   #LENPBR,D4       ;IS PARAMETER BLOCK LONG ENOUGH
010E 6528 663*     BCS.S    TRDERR          ;NO
0110 4BFA 03EC+ 664*     LEA     NUMBER,A5        ;# OF NIBBLES IN PARAMETER
0114 49FA 03DC+ 665*     LEA     DETAIL,A4        ;REGISTER ARRAY INDICES
0118 47FA 04DA+ 666*     LEA     REGARRAY,A3      ;REGISTER ARRAY
011C 4283 667*     CLR.L   D3             ;INDEX INTO PARAM BLOCK
011E 4284 668*     CLR.L   D4             ;INDEX INTO NUMBER ARRAY
0120 4286 669*     CLR.L   D6             ;INDEX INTO DETAIL ARRAY
670* ;
0122 1035 4000 671* TRDGETP  MOVE.B   0(A5,D4.W),D0  ;# OF NIBBLES PARAMETER
0126 6158 672*     BSR.S    CVTOUT        ;CONVERT - RETURNS IN D1
0128 3D81 3000 673*     MOVE.W   D1,0(A6,D3.W)    ;STORE PARAMETER
012C 5443 674*     ADDQ.W  #2,D3         ;NEXT PARAMETER
012E 5204 675*     ADDQ.B  #1,D4         ;DO 7 PARAMETERS
0130 0C44 8007 676*     CMPI.W   #NUMRP,D4
0134 66EC 677*     BNE.S    TRDGETP        ;DO AGAIN
0136 4E75 678* TRDEXIT  RTS
679* ;
680* ; ERROR - PARAMETER BLOCK THE WRONG LENGTH
681* ;
0138 3E3C 0037 682* TRDERR  MOVE.W   #PBLENER,D7
013C 4E75 683*     RTS

```



```

685* ,
686* , RDCLOCK - READ ALL THE CLOCK REGISTERS INTO THE REGISTER ARRAY
687* ,
013E 6130 688* RDCLOCK BSR S LDADDR ,GET CHIP ADDRESSES IN A0&A1
0140 7C07 689* MOVEQ #7,D6 ,COUNT OF FAILURES
690* ,
691* , READ REGISTERS INTO ARRAY
692* ,
0143 5306 693* RDCRST SUBQ B #1,D6
0144 6524 694* BMI S RDCERR ,RETRIED TO MANY TIMES
0146 7001 695* MOVEQ #1,D0 ;D0 = REGISTER #
0148 45FA 04AA+ 696* LEA REGARRAY,A1
697* ,
014C 6166 698* RDCREG BSR S READCR ,READ A SINGLE REGISTER REURNS IN D2
014E 14C2 699* MOVE B D2,(A1)+ ,PUT IN ARRAY
0150 5200 700* ADDQ B #1,D0
0152 0C00 000D 701* CMPI B #RARDLEN+1,D0 ,IF DONE 12 TIMES STOP
0156 66F4 702* SNE S RDCREG ,DO AGAIN
703* ,
704* , IF ANY REGISTER READ = #0F THEN READ REGISTERS WHEN TICKED AND MUST RESTART
705* ,
0158 700B 706* MOVEQ #RARDLEN-1,D0 ,DO 12 TIMES
015A 45FA 0498+ 707* LEA REGARRAY,A1
708* ,
015E 0C1A 000F 709* RDCCHK CMPI B #RDERR,(A2)+ ,BAD
0162 67DE 710* BEQ S RDCRST ,YES, REREAD CLOCK
0164 51C8 FFF8 711* DBF D0,RDCCHK
0168 4E75 712* RTS
713* ,
714* , ERROR - CHIP NOT WORKING
715* ,
016A 3E3C 0039 716* RDCERR MOVE W #CLOCKERR,D7
016E 4E75 717* RTS
718* ,
719* , LDADDR - GET LATCH ADDRESS IN A0 AND R/W CLOCK ADDRESS IN A1
720* ,
0170 207A 047E+ 721* LDADDR MOVEA.L ADDRREG,A0 ; GET saved address (change 6/7)
0174 2008 722* MOVEA.L A0, D0 ; (change 6/7)
0176 47F2 723* BEQ S RDCERR ;NO CLOCK CHIP - ERROR EXIT (change 6/7)
0178 43F9 0003 0D01 724* LEA RWREG.L,A1
017E 4E75 725* RTS

```

```

727* ;
728* ; CVOUT - CONVERT REGISTERS TO 1 PARAMETER
729* ;     ENTRY : (D6) = # OF REGISTERS TO USE (# OF DETAIL ELEMENTS)
730* ;           DETAIL(D6) = REGISTER TO USE TO MAKE PARAMETER
731* ;           (A4) = ADDRESS OF THE INDICES OF REGARRAY FOR EACH PARAMETER
732* ;           (A3) = ADDRESS OF THE REGISTER ARRAY
733* ;     EXIT : (D1) = PARAMETER CONVERTED
734* ;           (D6) = UPDATED TO NEXT DETAIL ELEMENT FOR NEXT PARAMETER
735* ;
0180 4282      736* CVTOUT   CLR.L   D2
0182 4281      737*         CLR.L   D1
0184 1434 6000 738*         MOVE.B  0(A4,D6.W),D2      ;GET REGARRAY INDEX
0188 5206      739*         ADDQ.B  #1,D6           ;UPDATE INDEX
018A 1233 2000 740*         MOVE.B  0(A3,D2.W),D1      ;FIRST NIBBLE
741* ;
018E 5300      742*         SUBQ.B  #1,D6           ;IF NUMBER OF REGS=1 THEN
0190 670E      743*         BEQ.S   CVOEXIT          ;THEN DONE-IS VALID BINARY
744* ;
0192 E909      745*         LSL.B   #4,D1             ;MOVE TO HI NIBBLE
0194 1434 6000 746*         MOVE.B  0(A4,D6.W),D2      ;INDEX TO NEXT REGISTER
0198 5206      747*         ADDQ.B  #1,D6           ;UPDATE INDEX
019A 8233 2000 748*         OR.B   0(A3,D2.W),D1      ;PUT IN LOW NIBBLE
749* ;
019E 6102      750*         BSR.S   CBCDBIN          ;CONVERT BCD TO BINARY
01A0 4E75      751* CVOEXIT  RTS

```

```

753* ;
754* ; CBCDBIN - CONVERT 1 BYTE OF BCD (2 DIGITS) TO 1 BYTE OF BINARY
755* ; ENTRY : (D1) = BCD BYTE OF DIGITS
756* ; EXIT : (D1) = BINARY BYTE
757* ;
01A2 4282      758* CBCDBIN   CLR.L   D2
01A4 1401      759*          MOVE.B  D1,D2          ;COPY OF BCD
01A6 0202 000F 760*          ANDI.B  #00F,D2        ;LOW ORDER DIGIT
01AA E849      761*          LSR.W  #4,D1          ;MOVE OVER HI DIGIT
01AC C2FC 000A 762*          MULU  #10,D1        ;MAKE 10*DIGIT
01B0 D242      763*          ADD.W  D2,D1          ;MAKE FULL NUMBER
01B2 4E75      764*          RTS

```

```

766* ;
767* ; Changed routine on 10/22/82 kb
768* ; READCR - READ CLOCK REGISTER
769* ;     ENTRY : (A0) = LATCH ADDRESS
770* ;           (A1) = R/W CLOCK ADDRESS
771* ;           (D0) = REGISTER ADDRESS
772* ;     EXIT  : (D1) = REGISTER VALUE READ
773* ;
774* ; The movep.l instruction works because the I/O address space for the
775* ; clock is not fully decoded.
776* ;
24 01B4 48E7 0E00 777* READCR  MOVEM.L  D4-D6,-(SP)      ;save regs      *kb 10/22/8
778*
24 01B8 6124      779* RDCR10  BSR.S    SELREG      ;Deselect then select address *kb 10/22/8
24 01BA 0549 0000 780*          MOVEP.L  0(A1),D2      ;read reg 4 times      *kb 10/22/8
24 01BE 108C 0010 781*          MOVE.B   #DSELECT,(A0)    ;Deselect chip
24 01C2 0282 0F0F 0F0F 782*          ANDI.L   #0F0F0F0F,D2      ;clear hi nibbles of all bytes *kb 10/22/8
783* ;
24 784* ; make sure all bytes read are the same      *kb 10/22/8
785* ;
24 01C8 7801      786*          MOVEQ   #1, D4          ;ignore hi order byte, 1st read *kb 10/22/8
24 01CA 2A02      787*          MOVE.L   D2,D5          ;save read value      *kb 10/22/8
24 01CC 1C05      788*          MOVE.B   D5, D6          ;compare all to last read *kb 10/22/8
24 01CE          789* RDCR20
24 01CE E08D      790*          LSR.L   #8, D5          ;chk next byte      *kb 10/22/8
24 01D0 8C05      791*          CMP.B   D5, D6          ;are they the same?  *kb 10/22/8
24 01D2 66E4      792*          BNE.S   RDCR10        ;No, read reg again  *kb 10/22/8
24 01D4 51CC FFF8 793*          DBF    D4, RDCR20      ;Do until checked all 3 bytes *kb 10/22/8
24 01D8 4CDF 0070 794*          MOVEM.L (SP)+,D4-D6      ;restore regs      *kb 10/22/8
24 01DC 4E75      795*          RTS
796* ;
797* ; SELREG - DESELECT THEN SELECT CHIP REGISTER
798* ;     ENTRY : (D0) = CLOCK REGISTER ADDRESS
799* ;           (A0) = LATCH ADDRESS
800* ;
01DE 7210      801* SELREG  MOVEQ   #DSELECT,D1
01E0 8200      802*          OR.B    D0,D1
01E2 1081      803*          MOVE.B   D1,(A0)        ;Deselect chip by setting D4
01E4 1080      804*          MOVE.B   D0,(A0)        ;select address
01E6 4E75      805*          RTS

```

```

807* ;
808* ; INITCLK - PROCEDURE CALLED BY UNITINSTALL CODE (TIMINST) TO INITIALIZE
809* ; THE CLOCK CHIP.
810* ; ASSUMES THAT THE FOLLOWING CODE DOES NOT RESET THE CLOCK.??????
811* ;
01E8 812* INITCLK
813* ;
814* ; START CLOCK - MUST DO IT FOR BOTH ADDRESSES
815* ;
01E8 43F9 0003 0D01 816* LEA RWREG.L, A1 ;R/W ADDRESS (change 6/7)
01EE 41F9 0003 0FE1 817* LEA RV3ADDR.L, A0 ;DO OLD ADDRESS FIRST (change 6/7)
01F4 612A 818* BSR S STRTCLK ; (change 6/7)
01F6 41F9 0003 0F81 819* LEA RV4ADDR.L, A0 ;DO NEW ADDRESS (change 6/7)
01FC 6122 820* BSR S STRTCLK ; (change 6/7)
821* ; (change 6/7)
822* ; FIND CORRECT ADDRESS OF THIS MACHINES PROCESSOR BOARD (change 6/7)
823* ; (change 6/7)
01FE 6146 824* BSR S FINDADDR ; (change 6/7)
0200 6618 825* BNE S INITEXIT ;ERROR - NO CHIP (change 6/7)
826* ;
827* ; INITIALIZE CHIP
828* ;
0202 6100 FF6C 829* BSR LDADDR ;GET CLOCK REGISTER ADDRESSES
0206 4280 830* CLR.L D0 ;REC ADDRESS
0208 4282 831* CLR.L D2 ;DATA
020A 6100 0006 832* BSR WRITECR ;PUT IN NON-TEST MODE
833* ;
834* ; CLEAR INTERRUPTS
835* ;
020E 700F 836* MOVEQ #INTREG,D0 ;ADDRESS
0210 4282 837* CLR.L D2 ;DATA
0212 617E 838* BSR S WRITECR
0214 619E 839* BSR S READCR ;READ 3 TIMES TO RESET
0216 619C 840* BSR S READCR
0218 619A 841* BSR S READCR
021A 4E75 842* INITEXIT RTS ;(change 6/7)

```

```

844* ;
845* ; STOPCLK - STOP CLOCK PROCEDURE (09-20-82)
846* ; ASSUMES A0 AND A1 ARE INITIALIZED. (09-20-82)
847* ; (09-20-82)
021C 7400 848* STOPCLK MOVEQ #0,D2 ;DATA (09-20-82)
021E 6002 849* BRA.S ST10 ; (09-20-82)
850* ; (09-20-82)
851* ; STRTCLK - START CLOCK PROCEDURE (06-07-82)
852* ; ASSUMES A0 AND A1 ARE INITIALIZED. (06-07-82)
853* ; (06-07-82)
0220 7401 854* STRTCLK MOVEQ #1,D2 ;DATA (06-07-82)
855* ; (09-20-82)
0222 700E 856* ST10 MOVEQ #STRTSTOP,D0 ;ADDRESS (09-20-82)
0224 616C 857* BSR.S WRITECR ; (06-07-82)
0226 4E75 858* RTS ; (06-07-82)
859* ;
860* ; RDTENTHS - read the tenths register of clock
861* ; EXIT - (NC) = READ OK
862* ; (C) = ERROR - WRONG ADDRESS
863* ; (D2) = REGISTER VALUE READ
864* ;
0228 865* RDTENTHS
0228 7A03 866* MOVEQ #3,D5 ;CHECK MAX. 4 TIMES FOR CLOCK TURNING
867*
022A 7001 868* RDT10 MOVEQ #TENTHSC,D0 ;read tenth of seconds register
022C 6186 869* BSR.S READCR
022E 0C02 000F 870* CMPI.B #RDERR,D2 ;do until (no read error) or
0232 56CD FFF4 871* DBNE D5, RDT10 ; (tried 4 times)
872*
0234 0C02 0009 873* CMPI.B #9,D2 ;if not a BCD digit then wrong address
023A 6204 874* BHI.S RDTERR ;USE OTHER Address
023C 4285 875* CLR.L D5
023E 4E75 876* RTS
877*
0240 44FC 0001 878* RDTERR MOVE.W #CARRYST,CCR
0244 4E75 879* RTS

```

```

881* ; FINDADDR - FIND ADDRESS OF CHIP'S ADDRESS LATCH. IT IS EITHER RV3ADDR OR RV4ADDR
882* ; DEPENDING ON THE VERSION OF THIS PROCESSOR BOARD.
883* ; routine added with 6/7 change.
884* ;
0246      885* FINDADDR
0246 47FA 03A0+ 886*      LEA      ADDRREG, A3      ;WHERE TO SAVE CORRECT ADDRESS
024A 43F9 0003 0D01 887*      LEA      RWREG.L, A1
0250 41F9 0003 0F81 888*      LEA      RV4ADDR.L, A0      ;START WITH REV 4 ADDRESS
0256 7801      889*      MOVEQ   #1, D4      ;TRY ONLY TWO ADDRESSES
890*
891* ; CHECK IF ADDRESS IN A0 IS CORRECT
892* ;
0258      893* FA10
0258 61CE      894*      BSR.S   ROTENTHS      ;GET STARTING VALUE
025A 651E      895*      BCS.S   FANIT      ;WRONG CHIP TRY NEXT ADDRESS
025C 0C02 0009 896*      CMPI.B  #9, D2      ;WAIT UNTIL TENTH OF SECONDS
0260 6706      897*      BEQ.S   FAZERO     ;IS NEXT TENTH ==> D3.B
0262 1602      898*      MOVE.B  D2, D3
0264 5203      899*      ADDQ.B  #1, D3
0266 6002      900*      BRA.S   FA20
0268 4283      901* FAZERO   CLR.L   D3
026A 3C3C 7530 902* FA20    MOVE.W  #36000, D6      ;MUST READ AT LEAST TENTH SEC.
903*
904* ; READ TENTHS UNTIL IT CHANGES OR UNTIL IT TRIED TO LONG
905* ;
026E      906* FA30
026E 61B8      907*      BSR.S   ROTENTHS      ;GET NEXT VALUE
0270 6508      908*      BCS.S   FANIT      ;WRONG CHIP TRY NEXT ADDRESS
0272 B602      909*      CMP.B   D2, D3      ;HAS TIME TICKED
0274 6716      910*      BEQ.S   FAFNDIT    ;YES, FOUND CORRECT ADDRESS
0276 51CE FFF6 911*      DBF     D6, FA30      ;READ AGAIN
912* ;
913* ; NOT THIS ADDRESS TRY OTHER ADDRESS
914* ;
027A 41F9 0003 0FE1 915* FANIT   LEA     RV3ADDR.L, A0
0280 51CC FFD6 916*      DBF     D4, FA10
917* ;
918* ; ERROR - NEITHER ADDRESS WORKED
919* ;
0284 4293      920*      CLR.L   (A3)      ;SHOW NO CHIP ADDRESS
0286 3E3C 0039 921*      MOVE.W  @CLOCKERR, D7
028A 4E75      922*      RTS
923*
924* ; FOUND CORRECT ADDRESS
925* ;
028C 2688      926* FAFNDIT  MOVE.L  A0, (A3)
028E 4287      927*      CLR.L   D7
0290 4E75      928*      RTS

```

```

930* ;
931* ; WRITECR - WRITE A CLOCK REGISTER
932* ; ENTRY : (D0) = REGISTER ADDRESS
933* ; (D2) = DATA
934* ;
0292 6100 FF4A 935* WRITECR BSR SELREG ;DESELECT THEN SELECT REG.
0296 1282 936* MOVE.B D2,(A1) ;WRITE DATA
0298 10BC 0010 937* MOVE.B @DSELC,(A0) ;DESELECT CHIP
029C 4E75 938* RTS
939* ;
940* ; WRITEREGS - WRITE THE CLOCK REGISTERS FROM THE REGISTER ARRAY
941* ;
029E 6100 FED0 942* WRITEREGS BSR LOADDR ;GET CHIP ADDRESSES
943* ;
944* ; WRITE REGISTERS
945* ;
02A2 7001 946* MOVEQ #1,D0 ;REGISTER ADDRESS
02A4 45FA 934E+ 947* LEA REGARRAY,A2
948* ;
02A8 141A 949* WRONER MOVE.B (A2)+,D2 ;REGISTER DATA
02AA 61E6 950* BSR.S WRITECR ;WRITE DATA
02AC 5200 951* ADDQ.B #1,D0 ;NEXT REGISTER ADDRESS
02AE 0C00 000E 952* CMPI.B @STRTSTOP,D0 ;STOP AT START/STOP REG.
02B2 66F4 953* BNE.S WRONER
02B4 4E75 954* RTS

```



```

954* ;
957* ; TIMWR - SET CLOCK FROM PARAMETER BLOCK
958* ;     PARAMETER BLOCK FOR UNITWRITE :
959* ;
960* ; type WriteClockParameter = record           range
961* ;     DayOfWeek : integer;           1-7
962* ;     Month : integer;               1-12
963* ;     Day : integer;                 1-31
964* ;     Hour : integer;                0-23
965* ;     Mins : integer;                0-59
966* ;     Secs : integer;                0-59
967* ;     Tenths : integer;              0-9
968* ;     LeapYear : integer;           0-3
969* ;     end;
970* ;
02B6 2641 971* TIMWR     MOVE.L   D1,A3           ;ADDRESS OF PARAMETER BLOCK
972* ;
973* ; PROCESS BINARY PARAMETERS
974* ;
02B8 411A 975*         BSR.S   VALBIN           ;VALIDATE PARAMS
02BA 4512 976*         BCS.S   TWRERR          ;NO GOOD
02BC 613C 977*         BSR.S   CVTBINR        ;CONVERT BINARY TO BCD OF REGISTERS
978* ;
979* ; ZERO SECONDS AND TENTHS OF SECONDS           (09-20-82)
980* ;                                           (09-20-82)
02BE 6100 FEB8 981*         BSR     LDADDR           ; GET CLOCK ADDRESSES (09-20-82)
02C1 6100 FFS8 982*         BSR     STOPCLK          ; (09-20-82)
02C4 6100 FFS8 983*         BSR     STRCLK           ; (09-20-82)
984* ;
985* ; WRITE OUT REGISTER ARRAY
986* ;
02CA 61D2 987*         BSR.S   WRITEREGS
02CC 4E75 988*         RTS
989* ;
990* ; ERROR - INVALID CLOCK PARAMETER
991* ;
02CE 3E3C 0036 992* TWRERR     MOVE.W   #INVRM,D7
02D1 4E75 993*         RTS

```

```

995* ;
996* ; VALBIN - VALIDATE BINARY PARAMETER BLOCK
997* ; ENTRY : (A3) = ADDRESS OF PARAMETER BLOCK
998* ; EXIT : (MC) = GOOD PARAMETERS
999* ; (C) = ERROR, OUT OF RANGE
1000* ;
02D4 284B 1001* VALBIN MOVEA.L A3,A4 ;SAVE PB ADDRESS
02D6 7807 1002* MOVEQ #NUMWP-1,D4 ;DO ALL 8 PARAMETERS
02D8 48FA 0246+ 1003* LEA RANGES,A5 ;LIST OF PARAMETER RANGES(BYTES)
1004* ;
1005* ; COMPARE EACH PARAMETER TO IT'S LOW AND HI RANGE VALUE
1006* ;
02DC 4280 1007* VBCHK CLR.L D0
02DE 101D 1008* MOVE.B (A5)+,D0 ;GET LOW BOUND RANGE
02E0 B054 1009* CMP.W (A4),D0 ;PARAM=LOW BOUND THEN OK
02E2 6210 1010* BHI.S VBERR ;ERROR, TO LOW
02E4 101D 1011* MOVE.B (A5)+,D0 ;GET HI BOUND RANGE VALUE
02E6 B054 1012* CMP.W (A4),D0 ;PARAM=HI BOUND THEN OK
02E8 650A 1013* BCS.S VBERR ;ERROR, TO HIGH
02EA 548C 1014* ADDQ.L #2,A4 ;NEXT PARAMETER LOW BYTE
02EC 51CC FFEE 1015* DBF D4,VBCHK
02F0 4280 1016* CLR.L D0 ;SHOW NO ERROR
02F2 4E75 1017* RTS
1018* ;
1019* ; ERROR EXIT - OUT OF RANGE
1020* ;
02F4 44FC 0001 1021* VBERR MOVE.W #CARRYST,CCR ;SHOW ERROR
02F8 4E75 1022* RTS

```

```

1024* ;
1025* ; CVTBINR - CONVERT VALID PARAMETER BLOCK FROM BINARY INTO REGARRAY BCD NIBLES
1026* ; ENTRY (A3) = ADDRESS OF PARAMETER BLOCK
1027* ;
02FA 49FA 0304+ 1028* CVTBINR LEA HI,A4 ;HI NIBBLE HOLD ARRAY
02FE 48FA 030A+ 1029* LEA LOW,A5 ;LOW NIBBLE HOLD ARRAY
0302 7807 1030* MOVEQ #NUMWP-1,D4 ;FOR i := 0 to 1 do
0304 760F 1031* MOVEQ @LEAPYR+1,D3 ;INDEX TO PARAMETER
1032* ;
0306 4280 1033* CBRNIBS CLR L D0
0308 1033 3000 1034* MOVE B 0(A3,D3.W),D0 ;GET PARAMETER(i)
030C 2200 1035* MOVE L D0,D1
030E 82FC 000A 1036* DIVU #10,D1 ;HI NIBBLE := PARAM DIV 10
0312 2001 1037* MOVE L D1,D0 ;LOW IS REMAINDER FROM DIV
0314 4840 1038* SWAP D0 ;LOW := PARAMETER-(HI*10)
0316 1981 4000 1039* MOVE B D1,0(A4,D4.W) ;SAVE HI
031A 1B80 4000 1040* MOVE B D0,0(A5,D4.W) ;SAVE LOW
031E 5543 1041* SUBQ.W #2,D3 ;NEXT PARAMETER INDEX
0320 51CC FFE4 1042* DBF D4,CBRNIBS ;DOWNT0 0
1043* ;
1044* ; SETUP REGISTER ARRAY
1045* ;
0324 4283 1046* CLR L D3 ;REMOVE GARBAGE
0326 47FA 02CC+ 1047* LEA RECARRAY,A3
032A 780C 1048* MOVEQ #RAWLEN-1,D4 ;MOVE TO 13 REGISTERS
032C 45FA 01E5+ 1049* LEA NIBBLE,A2 ;WHICH NIBBLE FOR THIS REG.
0330 43FA 01D4+ 1050* LEA INREG,A1 ;WHICH PARAMETER IS REG FROM
1051* ;
0334 1631 4000 1052* CBRREGS MOVE B 0(A1,D4.W),D3 ;INDEX TO HI & LOW FOR THIS REG.
0338 1035 3000 1053* MOVE B 0(A5,D3.W),D0 ;ASSUME LOW NIBBLE
033C 4A32 4000 1054* TST B 0(A2,D4.W) ;IF 0 THEN USE LOW NIBBLE
0340 6704 1055* BEQ.S CBRULOW ;IS LOW
0342 1034 3000 1056* MOVE B 0(A4,D3.W),D0 ;ELSE GET HI NIBBLE
0344 1780 4000 1057* CBRULOW MOVE B D0,0(A3,D4.W) ;PUT NIBBLE IN REGISTER HOLD
034A 51CC FFE8 1058* DBF D4,CBRREGS
1059* ;
034E 6102 1060* BSR.S CVTLPYR ;CONVERT LEAP YEAR REG
0350 4E75 1061* RTS

```

```

1063* ;
1064* ; CVTLPYR - CONVERT LEAP YEAR PARAMETER TO THE REGISTER VALUE FOR THE
1065* ; CLOCK CHIP. 0,4,2,1 WHERE 0 IS FOR LEAP YEAR AND THE OTHER NUMBERS
1066* ; ARE FOR THE YEARS AFTER THE LEAP YEAR. THEREFORE, 4 IS LEAP YEAR+1,
1067* ; 2 IS LEAP YEAR+2, 1 IS LEAP YEAR+3.
1068* ;
0352 102B 000C 1069* CVTLPYR MOVE.B LVREG-1(A3),D0 ;LEAP YEAR REG = 13(INDEX=12)
0354 7203 1070* MOVEQ #3,D1 ;D0 IS PARAMETER (RANGE 0-3)
0358 9200 1071* SUB.B D0,D1 ;CALCULATE WHICH BIT TO SET
035A 4280 1072* CLR.L D0 ;BITS := 3-PARAMETER
035C 03C0 1073* BSET D1,D0 ;D0 IS LEAP YEAR VALUE
035E 1740 000C 1074* MOVE.B D0,LVREG-1(A3) ;PUT IN REGISTER ARRAY
0362 4E75 1075* RTS

```

```

1077* ;
1078* ; TIMINST - UNITINSTALL
1079* ; INSTALL THE TIMER INTERRUPT ROUTINE AND SET UP THE VIA
1080* ;
0364      1081* TIMINST
1082* ;
0364 4DF9 0003 0F7D      1083*          LEA     IER.L,A6
036A 1C8C 007F      1084*          MOVE.B  #DISABL,(A6)          ;TURN OFF ALL INTERRUPTS ON VIA
1085* ;
1086* ; INITIALIZE TIMER TABLE
1087* ;
036E 41FA 01C0+      1088*          LEA     TIMERTBL,A0          ;ADDRESS OF TIMER TABLE
0371 43FA 0270+      1089*          LEA     TIMERTBL+(TIMTLEN*NUMENTS),A1 ;1ST BYTE AFTER TABLE
1090* ;
0376 30BC 0000      1091* TINST10  MOVE.W  #0,(A0)          ;CLEAR FLAGS OF EACH ENTRY
037A D0FC 0012      1092*          ADDA.W #TIMTLEN,A0          ;POINT AT NEXT ENTRY
037E B3C8          1093*          CMPA.L  A0,A1          ;AT END OF TABLE
0380 46F4          1094*          BNE.S   TINST10          ;NO
1095* ;
1096* ; PUT ADDRESS OF INTERRUPT ROUTINE IN VECTOR
1097* ;
0382 41FA FC7C+      1098*          LEA     TIMINT,A0
0386 21C8 0074      1099*          MOVE.L  A0,VECTOR.W
1100* ;
1101* ; SETUP VIA
1102* ;
038A 13FC 0040 0003      1103*          MOVE.B  #ACRBYTE,ACR.L          ;FREE RUN MODE PB7 OUTPUT DISABLED
0390 0F77
0392 13FC 0050 0003      1104*          MOVE.B  #TIMEL,TILL.L          ;TIMER #1 LATCH LOW
0398 0F6D
039A 13FC 00C3 0003      1105*          MOVE.B  #TIMEH,T1LH.L          ;TIMER #1 LATCH HIGH
03A0 0F6F
03A2 13FC 00C3 0003      1106*          MOVE.B  #TIMEH,T1CH.L          ;TIMER #1 COUNTER HIGH - FORCE LOAD
03A8 0F6B
03AA 13FC 00FF 0003      1107*          MOVE.B  #CLEAR,IFR.L          ;CLEAR IFR
03B0 0F7B
1108* ;
1109* ; ENABLE TIMER #2
1110* ;
03B2 1C8C 00C0      1111*          MOVE.B  #ENBLT1,(A6)          ;TURN INTERRUPTS ON FOR T1
1112* ;
1113* ; INITIALIZE CLOCK - SOURCE IN TIMER.CLK.TEXT INCLUDE FILE
1114* ;
03B6 6000 FE30      1115*          BRA     INITCLK          ;DOES RETURN WHEN INITCLK DOES

```

```
1117* ;  
1118* ; TIMUNMT - UNITUNMOUNT  
1119* ; TURN OFF THE VIA INTERRUPTS AND POINT THE TIMER INTERRUPT VECTOR AT A RTE.  
1120* ;  
03BA 1121* TIMUNMT  
03BA 13FC 007F 0003 1122* MOVE.B #DISABL,IER.L ;TURN OFF ALL INTERUPTS ON VIA  
03C0 0F7D  
03C2 41FA FC98+ 1123* LEA TUNRTE,A0 ;WITH TIMER INTERRUPT CODE  
03C6 21C8 0074 1124* MOVE.L A0,VECTOR.W ;POINT VECTOR AT RTE  
03CA 4E75 1125* RTS
```

```

1127* ,
1128* , TIMST - UNITSTATUS
1129* , THIS PPROCEDURE CONTAINS THE BELL ROUTINE AND THE 4 TIMER TABLE MANIPULATION
1130* , PROCEDURES, CREATE, DELETE, DISABLE, AND ENABLE.
1131* ;
1132* ,          ENTRY      D2 - CONTROL CODE USED TO SELECT FUNCTIONS
1133* ,          A3 - BUFFER ADDRESS = PTR TO PARAMETER BLOCK
1134* ,
03CC 0C42 0004      1135* TIMST      CMPI.W  #ENABLEC,D2          ,VALID FUNCTION CODE
03DD 6212           1136*          BHI.S   TSTERR              ,NO
1137* ,
03D2 45FA 015C+    1138*          LEA    TIMERTBL,A2          ,ADDRESS OF TIMER TABLE
03D6 43FA 0012+    1139*          LEA    TSTTBL,A1          ,TURN THE CONTROL CODE INTO A
03DA E34A          1140*          LSL.W  #1,D2              ,INDEX TO THE FUNCTION
03DC 3431 2000     1141*          MOVE.W  0(A1,D2.W),D2
03E0 4EF1 2000     1142*          JMP     0(A1,D2.W)          ,DO FUNCTION
1143* ;
1144* , Invalid Function Code Error
1145* ,
03E4 3E3C 6038     1146* TSTERR      MOVE.W  #INVENC,D7
03E8 4E75           1147*          RTS
1148* ,
1149* , THE TIMER DRIVER JUMP TABLE
1150* ,
03EA 00A0          1151* TSTTBL      DATA.W  TSTBELL-TSTTBL      ,BELL
03EC 000A          1152*          DATA.W  TSTCREG-TSTTBL      ,CREATE TABLE ENTRY
03EE 004E          1153*          DATA.W  TSTDDEL-TSTTBL      ,DELETE TABLE ENTRY
03F0 0060          1154*          DATA.W  TSTDSSL-TSTTBL      ,DISABLE TABLE ENTRY
03F2 0072          1155*          DATA.W  TSTENBL-TSTTBL      ,ENABLE TABLE ENTRY

```

```

1157* ;
1158* ; TSTCRE8 - CREATE TABLE ENTRY
1159* ; ENTRY : A3 = ADDRESS OF PARAMETER BLOCK
1160* ; A2 = ADDRESS OF TIMER TABLE
1161* ; A4 = VALUE WHEN TIMER DRIVER CALLED
1162* ; A5 = VALUE WHEN TIMER DRIVER CALLED
1163* ;
1164* ; PARAMETER BLOCK
1165* ; 1) ADDRESS OF USER SERVICE ROUTINE TO INSTALL IN ENTRY (LONGWORD)
1166* ; 2) COUNT OF 50 MILLISECOND PERIODS TO WAIT (WORD)
1167* ; 3) FLAGS (WORD) -
1168* ; bit D1 = CONTINUOUS/1SHOT MODE FLAG
1169* ; bit D2 = SKIP FIRST CALL FLAG
1170* ; 4) RETURN SPACE FOR TABLE ENTRY ID, THE ENTRY NUMBER (WORD)
1171* ;
03F4 4280 1171* TSTCRE8 CLR.L D0 ;ENTRY #
03F6 4283 1172* CLR.L D3 ;ENTRY INDEX
1173* ;
1174* ; FIND AN UNUSED ENTRY IF ONE AVAILABLE
1175* ;
03F8 0832 0000 3001 1176* TCRCKNIT BTST #VALIDENT,TFLAGS+1(A2,D3.W)
03FE 4712 1177* BEQ.S TCRFOUND ;FOUND ONE
0400 0643 0012 1178* ADDI.W #TIMTLEN,D3 ;ELSE SEE IF AT END OF TABLE
0404 5240 1179* ADDQ.W #1,D0 ;NEXT ENTRY NUMBER
0406 0C40 000A 1180* CMPI.W #NUMENTS,D0 ;IN TABLE?
040A 66EC 1181* BNE.S TCRCKNIT ;YES
1182* ;
1183* ; ERROR TABLE FULL
1184* ;
040C 3E3C 0033 1185* MOVE.W #TBLFULL,D7
0410 6024 1186* BRA.S TCREXIT
1187* ;
1188* ; FOUND UNUSED ENTRY - SET IT UP
1189* ;
0412 259B 3002 1190* TCRFOUND MOVE.L (A3)+,PTRUSRTRN(A2,D3.W) ;PUT IN USER SERVICE RTN ADDRESS
0416 3593 3006 1191* MOVE.W (A3),TCOUNT(A2,D3.W) ;COUNT OF 50 MS. TICKS
041A 359B 3008 1192* MOVE.W (A3)+,TDWNCNT(A2,D3.W) ;SET DOWN COUNTER
041E 321B 1193* MOVE.W (A3)+,D1 ;GET FLAGS
0420 08C1 0000 1194* BSET #VALIDENT,D1 ;SHOW ENTRY IN USE
0424 0881 0003 1195* BCLR #ENBLDSBL,D1 ;SHOW ENABLED
0428 3501 3000 1196* MOVE.W D1,TFLAGS(A2,D3.W) ;PUT IN ENTRY
042C 258C 300A 1197* MOVE.L A4,REGA4(A2,D3.W) ;SAVE USERS A4 AND A5 REGISTERS
0430 258D 300E 1198* MOVE.L A5,REGA5(A2,D3.W)
1199* ;
1200* ; RETURN TO USER TABLE ENTRY ID (THE ENTRY NUMBER)
1201* ;
0434 3680 1202* MOVE.W D0,(A3)
0436 4E75 1203* TCREXIT RTS

```



```

1205* ,
1206* , TSTDELT - DELETE TABLE ENTRY
1207* ,      ENTRY . A3 = ADDRESS OF PARAMETER BLOCK
1208* ,      A2 = ADDRESS OF TIMER TABLE
1209* ,      PARAMETER BLOCK .
1210* ,      1) TABLE ENTRY ID, ENTRY # TO ENTRY (WORD)
1211* ,
0438      1212* TSTDELT      .GET INDEX TO ENTRY
0438 613A      1213*      NSR.S      VALIDID      .IS ID VALID?
043A 6508      1214*      RCS.S      TDELERR      .INVALID-ERROR EXIT
1215* ,
1216* , VALID ENTRY INDEX - DELETE ENTRY
1217* ,
043C 0882 0000 3001 1218*      BCLR      #VALIDENT,TFLAGS+1(A2,D3.W)
0442 6004      1219*      BRA.S      TDELEIIT
1220* ,
1221* , INVALID TABLE ID ERROR
1222* ,
0444 3E3C 0032      1223* TDELERR      MOVE.W      #INVTBLID,D7
0448 4E75      1224* TDELEIIT      RTS

```

```

1226* ;
1227* ; TSTDDBL - DISABLE TABLE ENTRY
1228* ; ENTRY : A3 = ADDRESS OF PARAMETER BLOCK
1229* ; A2 = ADDRESS OF TIMER TABLE
1230* ; PARAMETER BLOCK :
1231* ; 1) TABLE ENTRY ID, ENTRY # TO ENTRY (WORD)
1232* ;
044A 1233* TSTDDBL ;GET INDEX TO ENTRY
044A 6120 1234* BSR.S VALIDID ;IS ID VALID?
044C 6500 1235* RCS.S TDSBERR ;INVALID-ERROR EXIT
1236* ;
1237* ; VALID ENTRY INDEX - DISABLE ENTRY
1238* ;
044E 08F2 0003 3001 1239* BSET #ENBLODBL,TFLAGS+((A2,D3.W)
0454 6004 1240* BRA.S TDSBEXIT
1241* ;
1242* ; INVALID TABLE ID ERROR
1243* ;
0454 3E3C 0032 1244* TDSBERR MOVE.W #INVTBLID,D7
045A 4E75 1245* TDSBEXIT RTS

```

```

1247* ;
1248* ; TSTEMBL - ENABLE TABLE ENTRY
1249* ; ENTRY . A3 = ADDRESS OF PARAMETER BLOCK
1250* ; A2 = ADDRESS OF TIMER TABLE
1251* ; PARAMETER BLOCK :
1252* ; 1) TABLE ENTRY ID, ENTRY # TO ENTRY (WORD)
1253* ;
043C 1254* TSTEMBL ;GET INDEX TO ENTRY
045C 4114 1255* BSR.S VALIDID ;IS ID VALID?
045E 450E 1256* BCS.S TEBERR ;INVALID-ERROR EXIT
1257* ;
1258* ; VALID ENTRY INDEX - ENABLE ENTRY AND RESTART DOWN COUNTER
1259* ;
0460 35B2 3004 3008 1260* MOVE.W TCOUNT(A2,D3.W),TDWNCNT(A2,D3.W)
0464 00B2 0003 3001 1261* BCLR #EMBLDDBL,TFLACS+1(A2,D3.W)
046C 6004 1262* BRA.S TENBEXIT
1263* ;
1264* ; INVALID TABLE ID ERROR
1265* ;
046E 3E3C 0032 1266* TEBERR MOVE.W #INVTBLID,D7
0472 4E75 1267* TENBEXIT RTS
1268* ;
1269* ; VALIDID - VALIDATE TABLE ENTRY ID IN PARAMETER
1270* ; ENTRY . A3 = ADDRESS OF PARAMETER BLOCK
1271* ; EXIT . D3 = TABLE INDEX
1272* ; (C) = INVALID TABLE ENTRY ID
1273* ; (NC) = VALID TABLE ENTRY ID
1274* ;
0474 3613 1275* VALIDID MOVE.W (A3),D3 ;GET TABLE ENTRY ID
1276* ;
1277* ; TABLE ENTRY ID IS THE ENTRY NUMBER - MAKE SURE LESS THAN NUMBER OF ENTRIES IN TABLE
1278* ;
0476 0C43 0009 1279* CMPI.W #NUMENTS-1,D3 ;IS INDEX LESS THAN TABLEN?
047A 4306 1280* BLS.S VALCALC ;YES, CALCULATE INDEX
1281* ;
047C 44FC 0001 1282* VALERR MOVE.W #CARRYST,CCR ;SHOW ERROR
0480 6004 1283* BRA.S VALEXIT
1284* ;
1285* ; HAVE VALID TABLE ENTRY
1286* ;
0482 C6FC 0012 1287* VALCALC MVLU #TINTLEN,D3 ;CALCULATE INDEX
0486 4280 1288* CLR.L D0 ;CLEAR CARRY
0488 4E75 1289* VALEXIT RTS

```

```

1291* , TSBELL - BELL ROUTINE
1292* , ENTRY : A3 = ADDRESS OF PARAMETER BLOCK
1293* , PARAMETER BLOCK :
1294* , 1) FREQUENCY (WORD)
1295* , 2) SPEAKER ON/OFF PATTERN (BYTE)
1296* , 3) FILLER (BYTE)
1297* , 4) DURATION IN 50 MILLISECOND PERIODS (WORD)
1298* ; INIT VIA FOR FREQUENCY W/O DISTURBING TIMER #1
1299* ;
048A 4BF9 0003 0F75 1300* TSBELL LEA SHIFTREG.L,A5
0496 1ABC 0000 1301* MOVE.B #0,(A5) ;TURN OFF BELL FOR SURE
0494 0039 0010 0003 1302* ORI.B #RUNT2,ACR.L ;SET TIMER #2 AS COUNT DOWNN
049A 0F77
049C 613A 1303* BSR.S SETT2 ;PUT FREQUENCY IN TIMER
049E 49FA 0144+ 1304* LEA IFLAGS,A4
04A2 0894 0000 1305* BCLR #SHUTOFF,(A4) ;PUT TIMER ON
1306* ;
1307* , CALL CREATE TO SETUP ONE SHOT INTERVAL TIMER CALL
1308* ;
04A4 43FA 013E+ 1309* LEA IPRMBLK,A1 ;ADDR OF INTERNAL PARAM BLOCK
04AA 2F0B 1310* MOVE.L A3,-(SP) ;SAVE PARAMETER BLOCK ADDRESS
04AC 302B 0004 1311* MOVE.W DURATN(A3),D0 ;SAVE THE COUNT
04B0 2649 1312* MOVEA.L A1,A3 ;CREATE EXPECTS PRM BLK ADR IN A3
04B2 41FA 0034+ 1313* LEA BELSRVR,A0 ;BELL SERVICE ROUTINE ADDRESS
04B6 22C8 1314* MOVE.L A0,(A1)+ ;PUT IN PARAMETER BLOCK
04B8 3280 1315* MOVE.W D0,(A1) ;PUT IN COUNT
04BA 6100 FF38 1316* BSR TSTCRE8 ;CALL CREATE
04BE 265F 1317* MOVE.L (SP)+,A3 ;BELL PARAMETER BLOCK ADDRESS
1318* ;
04C0 1AAB 0002 1319* MOVE.B PATTERN(A3),(A5) ;TURN ON BELL
1320* ;
1321* ; WAIT FOR SHUT OFF
1322* ;
04C4 0814 0000 1323* TBELOWAIT BTST #SHUTOFF,(A4) ;DONE?
04C8 67FA 1324* BEQ.S TBELOWAIT ;NO
1325* ;
1326* ; DONE SHUT OFF TIMER #2 AND BELL
1327* ;
04CA 1ABC 0000 1328* TBELOWAIT MOVE.B #0,(A5) ;CLEAR SHIFT REG TO SHUT OFF BELL
04CE 0239 00EF 0003 1329* ANDI.B #STOPT2,ACR.L
04D4 0F77
04D6 4E75 1330* TBELEXIT RTS

```

```
1332* ;
1333* ; SETT2 - SET TIMER #2 TO FREQUENCY IN PARAMETER BLOCK
1334* ;
04D8 13EB 0001 0003 1335* SETT2      MOVE.B    1(A3),T2LL.L      ;SET LATCH
04DE 0F71
04E0 13D3 0003 0F73 1336*          MOVE.B    (A3),T2CH.L      ;SET COUNTER AND CLEAR IFR T2 FLAG
04E4 4E75          1337*          RTS
;1338* ;
1339* ; BELL TIMER SERVICE ROUTINE
1340* ;
04E8 41FA 00FA+ 1341* BELSRVR  LEA      IFLAGS,A0      ;TELL BELL ROUTINE DONE
04EC 08D0 0000 1342*          BSET     #SHUTOFF,(A0) ; & TO SHUT OFF SPEAKER AND
04F0 4E75          1343*          RTS ;TIMER #2
```

```

1345* ;
1346* ;
1347* ; DATA AREA
1348* ; CONSTANTS FOR CALANDER CLOCK
1349* ; CONVERSION ARRAYS BCD TO BINARY/REGISTER TO PARAMETER BLOCK CONVERSION
1350* ;
04F2 09 0E 0A 08 07 06 1351* DETAIL DATA.B 9,11,10,8,7,6,5,4,3,2,1,0 ,REGISTERS WHICH MAKE THE PARAMETERS
04F8 05 04 03 02 01 00
04FE 01 02 02 02 02 02 1352* NUMBER DATA.B 1,2,2,2,2,2,1 ,# OF REGISTERS FOR PARAMETER
0504 01
0505 00 1353* DATA.B 0 ,**** FILL ****
1354* ;
1355* ; CONVERSION ARRAYS FOR PARAMETER BLOCK TO REGISTER ARRAY CONVERSION
1356* ;
0506 06 05 05 04 04 03 1357* INREG DATA.B 6,5,5,4,4,3,3,2,2,0,1,1,7 ;WHICH PARAM IN REG(i) (BINARY)
050C 03 02 02 00 01 01
0512 07
0513 00 00 01 00 01 00 1358* NIBBLE DATA.B 0,0,1,0,1,0,1,0,1,0,0,1,0 ,WHICH NIBBLE- 1=HI
0519 01 00 01 00 00 01
051F 00
1359* ;
1360* ; RANGE VALUES FOR CLOCK PARAMTER BLOCK FIELDS, 1 BYTE LOW, 1 BYTE HI FOR EACH
1361* ; OF 8 PARAMTER BLOCK FIELDS
1362* ;
0520 01 07 01 0C 01 1F 1363* RANGES DATA.B 1,7,1,12,1,31,0,23,0,59,0,59,0,9,0,3
0526 00 17 00 3B 00 3B
052C 00 09 00 03
1364* ;
1365* ; VARIABLE DATA AREA
1366* ;
1367* ; THE TIMER TABLE - 10 ENTRIES
1368* ;
0530 0000 0000 0000 1369* TIMERTBL DATA.W 0,0,0,0,0,0,0,0,0 , ENTRY # 0
0534 0000 0000 0000
053C 0000 0000 0000
00000012 1370* TINTLEN EQU %-TIMERTBL ,length of entry
0541 0000 0000 0000 1371* DATA.W 0,0,0,0,0,0,0,0,0 , ENTRY # 1
0548 0000 0000 0000
054E 0000 0000 0000
0554 0000 0000 0000 1372* DATA.W 0,0,0,0,0,0,0,0,0 , ENTRY # 2
055A 0000 0000 0000
0560 0000 0000 0000
0566 0000 0000 0000 1373* DATA.W 0,0,0,0,0,0,0,0,0 , ENTRY # 3
056C 0000 0000 0000
0572 0000 0000 0000
0578 0000 0000 0000 1374* DATA.W 0,0,0,0,0,0,0,0,0 , ENTRY # 4
057E 0000 0000 0000
0584 0000 0000 0000
058A 0000 0000 0000 1375* DATA.W 0,0,0,0,0,0,0,0,0 , ENTRY # 5
0590 0000 0000 0000
0594 0000 0000 0000
059C 0000 0000 0000 1376* DATA.W 0,0,0,0,0,0,0,0,0 , ENTRY # 6
05A2 0000 0000 0000
05A8 0000 0000 0000

```

```

05AE 0000 0000 0000 1377*      DATA W      0,0,0,0,0,0,0,0,0      , ENTRY # 7
05B4 0000 0000 0000
05BA 0000 0000 0000
05C0 0000 0000 0000 1378*      DATA W      0,0,0,0,0,0,0,0,0      , ENTRY # 8
05C4 0000 0000 0000
05CC 0000 0000 0000
05D2 0000 0000 0000 1379*      DATA W      0,0,0,0,0,0,0,0,0      , ENTRY # 9
05D8 0000 0000 0000
05DE 0000 0000 0000
      00000084      1380* TABLELN      EQU      %-TIMERTBL      ,length of table in bytes
      0000000A      1381* NUMENTS      EQU      TABLELN/TIMTLEN      ,# of entries in table
      1382* ,
      1383* , INTERNAL FLAGS AND PARAMETER BLOCK
      1384* ,
05E4 0000      1385* IFLAGS      DATA W      0      ,USE ONLY 1ST BYTE
05E4 0000 0000 0000 1386* IPRMBLK      DATA W      0,0,0,2,0      ,BELL USES FOR CREATE CALL
05EC 0002 0000

      1387* , THE ADDRESS AND COUNT ARE SET IN THE BELL ROUTINE - FLAGS ARE ALWAYS
      1388* , ONE-SHOT MODE ONLY
      1389* ,
      1390* , CLOCK DATA AREA
      1391* , CLOCK ADDRESS AND SELECT LATCH ADDRESS SAVE AREA
      1392* ,
05F0 00000000      1393* ADDRREG      DATA L      0      ,(CHANGE 6/7)
      1394* ,
      1395* , REGISTER ARRAY HOLD
      1396* ,
05F4 00 00 00 00 00 00 1397* RECARRAY      DATA B      0,0,0,0,0,0,0,0,0,0,0,0,0,0,0,0
05FA 00 00 00 00 00 00
      0000000C      1398* RARDLEN      EQU      %-RECARRAY      ,NUMBER OF REGISTERS READ
0600 00      1399*      DATA B      0
      0000000D      1400* RAWLEN      EQU      %-RECARRAY      ,NUMBER OF REGISTERS WRITTEN
0601 00      1401*      DATA B      0      ,FILL
      1402* ,
      1403* , NIBBLE HOLD FOR PARAMETER TO REGISTER CONVERSION
      1404* ,
0602 00 00 00 00 00 00 1405* HI      DATA B      0,0,0,0,0,0,0,0
0608 00 00
060A 00 00 00 00 00 00 1406* LOW      DATA B      0,0,0,0,0,0,0,0
0610 00 00
      1407* ,
      000000A8+      1408*      END      TIMERDRV

ACR      00030F77      BITD6      00000006      CLOCKERR 00000039      CURPROC 00000002      DOCS      00005E+
ACB BYTE 00000040      BITD7      00000007      CLRSC   00000006      CURSON   00000002      DSELECT 00000010
ACTIVE 00000006      CARRYST 00000001      CONTISHT 00000001      CVGEXIT 0001A0+      DURATN 00000004
ADDRREG 0005F0+      CBCDBIN 0001A2+      CSATTR1 00000010      CVTBINR 0002FA+      ENABLEC 00000004
BELSRVR 0004E8+      CBRNIBS 000306+      CSATTR2 00000011      CVTLFPR 000352+      ENBLDSBL 00000003
BITD0 00000000      CBRREGS 000334+      CSBPCH 00000006      CVTOUT 000100+      ENBLT1 00000000
BITD1 00000001      CBRULOW 000346+      CSERSTCH 00000008      DAY      00000004      FA10      000258+
BITD2 00000002      CCSDONT 0000A4+      CSLASTCH 0000000A      DAYOFWK 00000008      FA20      00026A+
BITD3 00000003      CCSEXIT 0000A6+      CSLPCH 00000004      DCSMOVR 000074+      FA30      00026E+
BITD4 00000004      CHKCS   000094+      CSMASK 0000000C      DETAIL 0004F2+      FAFNDIT 00028C+
BITD5 00000005      CLEAR   000000FF      CSTELLOC 00000000      DISABL 0000007F      FANXT   00027A+

```

FAZERO	000248+	MMBTBLK	0000001A	SCCODEJT	00000022	SVBLKIO	0000002C	TENBEIIT	000472+
FINDADDR	000246+	MMBTDEV	00000012	SCCURR	00000048	SVCLI	0000007C	TENTHS	0000000C
FREQ	00000000	MMBTDRV	00000018	SCCURV	00000044	SVCLOSE	00000020	TENTHSC	00000001
GRAPHIC	00000001	MMBTSLT	00000014	SCDEVTAB	00000014	SVCRKPTH	00000060	TFLAGS	00000000
HI	000402+	MMBTSRV	00000016	SCDIRNAM	00000018	SVDELENT	00000090	TICKRNT	00004E+
HMLEN	00000000	MMBTSW	00000010	SCFREEMP	00000004	SVDSPOSE	00000038	TIMBSY	0000F4+
HOURL	00000006	MMHICOD	00000000	SCHDA4	000000BB	SVFLPDIR	00000088	TIKCLR	0000FA+
IER	00030F7D	MMHIDTA	00000004	SCHDA5	000000BB	SVGET	00000014	TIMDERR	0000E0+
IFLAGS	0005E4+	MMLOCOD	00000000	SCHEDPTR	000000BB	SVGETDIR	00000048	TIMDTBL	0000E6+
IFR	00030F7B	MMLODTA	00000000	SCHEDSR	00002700	SVGETVM	00000080	TIME	0000C350
INITCLK	0001E8+	MONTH	00000002	SCIORSLT	00000000	SVINIT	00000018	TIMEM	00000003
INITEXIT	00021A+	NIBBLE	000513+	SCJTABLE	00000008	SVMARK	0000003C	TIMEL	00000050
INREGB	000506+	NOAUTOLF	00000004	SCMEMMAP	00000032	SVMAVAIL	00000044	*TIMERDRV	0000A8+
INSMOD	00000002	NOSCROLL	00000005	SCNUMPRO	00000028	SVNEW	00000034	TIMERTBL	000530+
INTREG	0000000F	NOTLEGIT	00000003	SCNXTPRO	00000026	SVOPEN	0000001C	TIMINST	000364+
INVCURS	00000003	NUMBER	0004FE+	SCPROCNO	00000002	SVPUT	00000010	TIMINT	000000+
INVENC	00000038	NUMENTS	0000000A	SCPROTBL	0000002A	SVPUTDIR	00000094	TIMR001	0006BE+
INVPRM	00000036	NUMREGS	0000000F	SCROOTV	00000040	SVRDCHAR	00000028	TIMRD	000100+
INVRSE	00000000	NUMRP	00000007	SCSLTTBL	0000003C	SVRELEASE	00000040	TIMST	0003CC+
INVTBLID	00000032	NUMWP	00000008	SCSUSINH	0000005A	SVSCHDIR	0000008C	TIMTLEN	00000012
IOECLMF	00000039	OFF	00000000	SCSUSREQ	0000005C	SVSEEK	00000030	TIMUMMT	0003BA+
IOEFNCCD	00000038	ON	00000001	SCSYSIN	00000010	SVUBUSY	0000000C	TIMWR	0002E6+
IOEIOREQ	00000003	PATTERN	00000002	SCSYSOUT	0000000C	SVUCLEAR	00000008	TINEXT	000010+
IOEKYBTE	00000035	PBLENER	00000037	SC TODAY	00000020	SVUINSTL	00000098	TINST10	000376+
IOEFDRV	0000002D	PFTBL	000000BB	SCUSERID	0000004C	SVUREAD	00000004	TRDERR	000138+
IOENOBUF	00000017	PSYSCOM	00000180	SCUTABLE	0000001C	SVUSTAT	00000064	TRDEIIT	000136+
IOENODSP	00000028	PTLEN	000000CC	SCVRSDAT	00000052	SVUWRITE	00000000	TRDGETP	000122+
IOENOKYB	00000029	PTPC	0000003C	SCVRSNBR	0000004E	SVVALDIR	00000084	TSTBELL	00048A+
IOENOOMN	0000002B	PTRUSRTN	00000002	SCWNTBL	00000056	SVWRCHAR	00000024	TSTCRE8	0003F4+
IOENOPRT	0000002C	PTS	00000040	SECS	0000000A	SVBBYTES	00000184	TSTDELT	000438+
IOENOTIM	0000002A	RANGES	000520+	SELREG	0001DE+	SVSKYBDF	00000184	TSTDSBL	00044A+
IOENOTRN	00000015	RARDLEN	0000000C	SETT2	0004D8+	SVSWIN	00000005	TSTENBL	00045C+
IOEPRMLN	00000037	RAVRLN	0000000D	SHIFTREG	00030F75	T1CH	00030F68	TSTERR	0003E4+
IOETBLFL	00000033	RDCERR	00016A+	SHUTOFF	00000000	T1CL	00030F69	TSTTBL	0003EA+
IOETBLID	00000032	RDCLOCK	00013E+	SKIP1ST	00000002	T1LH	00030F6F	TUNRTE	00005C+
IOETBLIU	00000034	RDCR10	0001B8+	SPNDPLG	0000005C	T1LL	00030F6D	TWRERR	0002CE+
IOETIMOT	00000016	RDCR20	0001CE+	SPWAITC	0000005A	T2CH	00030F73	UNDCSR	0006001
IOEUIOPM	00000036	RDCREG	00014C+	ST10	000222+	T2INT	00000020	UNMCMC	00000004
IOEWNDBE	00000021	RDCRST	000142+	STACSLT	00000004	T2LL	00030F71	UTBLF	00000006
IOEWNDCS	00000022	RDDCHK	00015E+	STACSRV	00000004	TABLELN	000000B4	UTBLK	0000001C
IOEWNDDC	00000023	RDERR	0000000F	STALSLT	00000008	TBELDONE	0004CA+	UTDID	00000008
IOEWNDDS	00000024	RDT10	00022A+	STALSRV	0000000A	TBELEXIT	0004D6+	UTDRV	00000016
IOEWNDFN	00000020	RD TENTHS	000228+	STBTLT	00000000	TBELWAIT	0004C4+	UTIDRV	00000002
IOEWNDIW	00000025	RD TERR	000240+	STBTSRV	00000002	TBLFULL	00000033	UTLEN	00000020
IOEWNDWN	00000027	READCR	0001B4+	STINFO	0000000C	TCCOUNT	00000006	UTMTD	00000007
IOEWNDWR	00000026	REGA4	0000000A	STINFOL	00000004	TCRCKNIT	0003F8+	UTRO	0000001A
IPRMBLK	0005E6+	REGA5	0000000E	STNDRV	00000002	TCREIIT	000436+	UTSIZ	00000010
LDADDR	000170+	REGARRAY	0005F4+	STNMBR	00000000	TCRFOUND	000412+	UTSLT	00000014
LEAPYR	0000000E	RUNT2	00000010	STOPCLK	00021C+	TDELERR	000444+	UTSPT	00000018
LENPBR	0000000E	RV3ADDR	00030FE1	STOPT2	0000000F	TDELEXIT	000448+	UTSRV	00000015
LENPBW	00000010	RV4ADDR	00030FE1	STRTCLK	000220+	TDSBERR	000456+	UTTPS	00000019
LOW	00060A+	RWREG	00030D01	STRTSTOP	0000000E	TDSBEXIT	00045A+	UTTYP	00000017
LYREG	0000000D	SCBOOTDV	00000036	STTYPE	00000001	TDWNCNT	00000008	VALBIN	0002D4+
MINS	00000008	SCBOOTNM	0000002E	SUSPEND	00000007	TENBERR	00046E+	VALCALC	000482+

VALERR	00047C+	VERT	00000000	WRBASEY	00000010	WRGRORCY	0000001E	WRNGTHY	00000014
VALEXIT	000488+	VIDDEFLT	00000003	WRBITOPS	0000001A	WRHOMEOP	0000000C	WRONER	0002A8+
VALIDENT	00000000	VIDSET	00000007	WRCHARPT	00000000	WRHOMEPT	00000004	WRCDLEN	00000023
VALIDID	000474+	WRAPON	00000004	WRCURADR	00000008	WRITECR	000292+	WRSTATE	00000022
VBCHK	0002DC+	WRATTR1	00000020	WRCURSX	00000016	WRITEREG	00029E+	XX010	0000B1+
VBERR	0002F4+	WRATTR2	00000021	WRCURSY	00000018	WRLENGTH	00000024		
VECTOR	00000074	WRBASEX	0000000E	WRGRORCY	0000001C	WRNGTHX	00000012		

0 errors 1409 lines

ACR	303*	1103	1302	1329	
ACRBYTE	316*	1103			
ACTIVE	232*				
ADDRREG	721	886	1393*		
BELSRVR	1313	1341*			
BITD0	262*	286	299		
BITD1	263*	287			
BITD2	264*	288			
BITD3	265*	289			
BITD4	266*				
BITD5	267*				
BITD6	268*				
BITD7	269*				
CARRYST	356*	878	1021	1282	
CBCDBIN	750	758*			
CBRNIBS	1033*	1042			
CBRRECS	1052*	1058			
CBRULOW	1055	1057*			
CCR	878	1021	1282		
CCSDONT	472	479*			
CCSEXIT	477	480*			
CHKCS	470*				
CLEAR	321*	1107			
CLOCKERR	633*	716	921		
CLRSC	243*				
CONTISHT	287*	413			
CSATTR1	204*				
CSATTR2	206*				
CSBPCN	200*				
CSFRSTCH	201*				
CSLASTCH	202*				
CSLPCN	199*				
CSMASK	203*				
CSTBLLOC	198*				
CURPROC	331*	442			
CURSON	239*				
CVOEXIT	743	751*			
CVTBINR	977	1028*			
CVTLPYR	1060	1069*			
CVTOUT	672	736*			
DAY	604*	605			
DAYOFWK	602*	603			
DCSMOVR	448*	449			
DETAIL	665	1351*			
DISABL	319*	1084	1122		
DOCS	438*				
DSELECT	628*	781	801	937	
DURATN	295*	1311			
ENABLEC	355*	1135			
ENBLDSEL	289*	392	1195	1239	1261
ENBLTI	320*	1111			
FA10	893*	916			
FA20	900	902*			

FA30	906*	911			
FAENDIT	910	926*			
FANIT	895	908	915*		
FAZERO	897	901*			
FINDADDR	824	885*			
FREQ	293*				
GRAPHIC	238*				
HI	1028	1405*			
HMLN	521	523*			
HOURL	605*	606			
IER	304*	1083	1122		
IFLAGS	1304	1341	1385*		
IER	305*	1107			
INITCLK	812*	1115			
INITEXIT	825	842*			
INREG	1050	1357*			
INSGD	228*				
INTREG	622*	836			
INVCURS	240*				
INVENC	350*	1146			
INVPRM	346*	992			
INVRSE	226*				
INVTBLID	348*	1223	1244	1266	
IOECLKMP	66*	639			
IOEFNCCD	45*	350			
IOETOREQ	37*	347			
IOEKYBTE	62*				
IOENFDRV	57*				
IOENOBUF	41*				
IOENODSP	52*				
IOENOKYB	53*				
IOENOMN	55*				
IOENOPRT	56*				
IOENOTIM	54*				
IOENOTRN	39*				
IOEPRMLN	64*	632			
IOETBLFL	60*	349			
IOETBLID	59*	348			
IOETBLIU	61*				
IOETIMOT	40*				
IOEUIOPM	63*	346			
IOEWDBE	44*				
IOEWNDCS	45*				
IOEWNDDC	46*				
IOEWNDDS	47*				
IOEWNDFN	43*				
IOEWNDIW	48*				
IOEWNOWN	50*				
IOEWNOWR	49*				
IPRMBLK	1309	1386*			
LDADDR	688	721*	829	942	981
LEAPYR	689*	614	1031		
LENPBR	611*	612	642		
LENPBW	614*	615			
LOW	1029	1406*			
LYREG	624*	1069	1074		
MINS	606*	607			
MMBTBLK	156*				

MMBTDEV	152*				
MMBTDRV	155*				
MMBTSLT	153*				
MMBTSRV	154*				
MMETSW	151*				
MMHICOD	150*				
MMHIDTA	148*				
MMLOCOD	149*				
MMLODTA	147*				
MONTH	603*	604			
NI BBLE	1049	1358*			
NOAUTOLF	230*				
NOSCROLL	242*				
NOTLEGIT	347*	545	562	568	
NUMBER	664	1352*			
NUMENTS	1089	1180	1279	1381*	
NUMREGS	338*	339	446		
NUMRP	612*	676			
NUMWP	615*	1002	1030		
OFF	23	358*			
ON	253	357*			
PATTERN	294*	1319			
PBLNER	632*	682			
PPTBL	332*	444			
PSYSOM	71*	470			
PTLEN	337*	443			
PTFC	339*	340	452		
PTRSRTN	278*	403	1190		
PTSR	340*	451			
RANGES	1003	1363*			
RARDLEN	701	706	1398*		
RAWLEN	1048	1400*			
RDCERR	694	716*	723		
RDCLOCK	656	688*			
RDCR10	779*	792			
RDCR20	789*	793			
RDCREG	698*	702			
RDCRST	693*	710			
RDDCHK	709*	711			
RDERR	627*	709	870		
ROTI0	868*	871			
ROTEHTHS	865*	894	907		
ROTEHR	874	878*			
READCR	698	777*	839	840	841 869
REGA4	281*	282	401	1197	
REGAS	282*	402	1198		
REGARRAY	666	696	707	947	1047 1397* 1398 1400
RUNT2	317*	1302			
RV3ADDR	620*	817	915		
RV4ADDR	619*	819	888		
RWREC	621*	724	816	887	
SCBOOTDV	94*				
SCBOOTNM	92*				
SCCODEJT	88*				
SCCURRK	102*				
SCCURRW	101*				
SCDEV TAB	84*				
SCDIRNAM	85*				

SCFREEHP	80*		
SCHDA4	334*	459	
SCHDA5	335*	460	
SCHEDPTR	333*	456	
SCHEDSR	342*	457	
SCIOSRSLT	78*		
SCJTABLE	81*		
SCMEMMAP	93*		
SCNUMPRO	90*		
SCNXTPRO	89*		
SCPROCNO	79*	331	
SCPROTBL	91*		
SCROOTW	100*		
SCSLTTBL	99*		
SCSUSINH	107*	330	
SCSUSREQ	108*	329	
SCSYSIN	83*		
SCSYSOUT	82*		
SCTODAY	87*		
SCUSERID	103*		
SCVTABLE	86*		
SCVRSDAT	105*		
SCVRSNBR	104*		
SCWNTBL	106*		
SECS	607*	608	
SELREC	779	801*	935
SETT2	1303	1335*	
SHIFTREC	312*	1300	
SHUTOFF	299*	1305	1323 1342
SKIPIST	288*		
SPNDFLG	329*	438	471
SPWAITC	330*	476	
ST10	849	856*	
STACSLT	183*		
STACSRV	184*		
STALSLT	185*		
STALSRV	186*		
STBTSLT	181*		
STBTSRV	182*		
STINFO	187*		
STINFOL	192*		
STNDRV	191*		
STNMNR	189*		
STOPCLX	848*	982	
STOPT2	318*	1329	
STRTCLK	818	820	854* 983
STRTSTOP	623*	856	952
STTYPE	190*		
SUSPEND	233*		
SVBLKIO	125*		
SVCLI	135*		
SVCLOSE	122*		
SVCRKPTH	133*		
SVDELENT	140*		
SVDSPOSE	128*		
SVFLPDIR	138*		
SVGET	119*		
SVGETDIR	132*		

SVGETVNM	136*
SVINIT	110*
SVMARK	129*
SVMVAIL	131*
SVNEW	127*
SVOPEN	121*
SVPUT	118*
SVPUTDIR	141*
SVRDCHAR	124*
SVRLEASE	130*
SVSCHDIR	139*
SVSEEK	126*
SVUBUSY	117*
SVUCLEAR	116*
SVUINSTL	142*
SVUREAD	115*
SVUSTAT	134*
SVUWRITE	114*
SVVALDIR	137*
SVVRCCHAR	123*
SYSBYTES	73*
SYSKYBDF	72*
SYSWIN	231*
T1CN	309* 1106
T1CL	308* 380
T1LN	307* 1105
T1LL	306* 1104
T2CN	311* 1336
T2INT	322*
T2LL	310* 1335
TABLELN	420 1380* 1381
TBELDONE	1328*
TBELEXIT	1330*
TBELWAIT	1323* 1324
TBLFULL	349* 1185
TCOUNT	279* 409 1191 1260
TCRCKNIT	1176* 1181
TCREXIT	1186 1203*
TCRFOUND	1177 1190*
TDELERR	1214 1223*
TDELEXIT	1219 1224*
TDSBERR	1235 1244*
TDSBEXIT	1240 1245*
TOWNCNT	280* 281 397 409 1192 1260
TENBERR	1256 1266*
TENBEXIT	1262 1267*
TENTHS	608* 609 611
TENTHSC	615* 668
TFLAGS	277* 389 1176 1196 1218 1239 1261
TCHKNIT	391 393 398 414 419*
TIMBSY	554 562*
TIMCLR	553 568*
TIMDERR	524 545*
TIMDTBL	533 550* 550 551 552 553 554 555 556
TIME	323* 324 325
TIMRH	324* 325 1105 1106
TIMEL	325* 1104
TIMERDRV	512 516* 1408

TIMERTBL	384	1088	1089	1138	1369*	1370	1380
TIMINST	550	1081*					
TIMINT	578*	1098					
TIMRCG1	517	525*					
TIMRD	551	653*					
TIMST	555	1135*					
TIMTLEN	419	1089	1092	1178	1287	1370*	1381
TIMUNMT	554	1121*					
TIMWR	552	971*					
TINEXT	389*	421					
TINST10	1091*	1094					
TRDERR	643	682*					
TRDEXIT	658	678*					
TRDGETP	671*	677					
TSTHELL	1151	1300*					
TSTCRE8	1152	1171*	1316				
TSTDELT	1153	1212*					
TSTDSBL	1154	1233*					
TSTENBL	1155	1254*					
TSTERR	1136	1146*					
TSTTBL	1139	1151*	1151	1152	1153	1154	1155
TUNRTE	429*	1123					
TWRERR	974	992*					
UNDSER	217*						
UNMCMD	354*	525					
UTBLF	163*						
UTBLK	175*						
UTDID	165*						
UTDRV	169*						
UTIODRV	162*						
UTLEN	176*						
UTMTD	164*						
UTRO	173*						
UTSIZ	166*						
UTSLT	167*						
UTSPT	171*						
UTSRV	168*						
UTTPS	172*						
UTTYP	170*						
VALBIN	975	1001*					
VALCALC	1280	1287*					
VALERR	1282*						
VALEXIT	1283	1289*					
VALIDENT	286*	390	415	1176	1194	1218	
VALDID	1213	1234	1235	1275*			
VBCXK	1007*	1015					
VBERR	1010	1013	1021*				
VECTOR	273*	1099	1124				
VERT	237*						
VIDDEFLT	229*						
VIDSET	244*						
WRAPON	241*						
WRATTR1	224*						
WRATTR2	235*						
WRBASEZ	215*						
WRBASEY	216*						
WRBITOFS	201*						
WRCHARPT	211*						

WRCVADR	213*				
WRCURSI	219*				
WRCURSY	220*				
WRGROGI	222*				
WRGROGY	223*				
WRHOMEOP	214*				
WRHOMEPT	212*				
WRITECR	832	838	857	935*	950
WRITEREG	942*	987			
WRLENGTH	249*				
WRLENGTHX	217*				
WRLENGTHY	218*				
WRONER	949*	953			
WRRCLEN	247*				
WRSTATE	246*				
XXI010	522*	523			


```

1* ; file : drv.dtaocom.text
2* ; date : 09-Feb-1983
3* ;
4* ; This is the datacom driver source
5* ;
6* ;      date      by      rev level      comments
7* ; -----
8* ;
9* ;      10/12/82    rpk      1          initial version  no protocols-nothin
10* ;      10/21/82    rpk      2          added auto line feed flag on writes
11* ;      10/27/82    rpk      3          MADE BUSY ONLY TELL ABOUT READ BUFFER
12* ;      11/29/82    kb       4a         Started additions for protocols and
13* ;                                     compatibility with old printer driver
14* ;                                     unitstatus interface.
15* ;      01/05/83    kb       4e         changed auto line feed flag useage
16* ;      01/06/83    kb       4f         added switch of water marks when switch back
17* ;                                     to default read buffer.
18* ;      01/12/83    kb                                     fixed bug in FINDLIN routine, using
19* ;                                     wrong register for bit test. changed
20* ;                                     bit number register from D0 to D5.
21* ;      02/09/83    kb                                     added setup of UART base reg in DCTLINT
22* ;                                     in ChkLines
23* ;
24* ; *****
25* ;
26* ; INCLUDE FILES USED :
27* ;      %ccos/os.qbl.asm.text          .OS GLOBAL EQUATES
28* ;      dcom.equ.text                  :definitions for driver
29* ;
30* ; INCLUDE OS GLOBALS HERE
285* ;      LIST      1
286* ;      INCLUDE  'DCOM.EQU.TEXT'

```

```

288* ; Equals for Data com driver
289* ; file : DCOM.EQU.TEXT
290* ; date : 24 - January - 1983
291* ;
292* ; added definition of IFSprsfly as byte value of UCSD and Apple p-systems
293* ; mode flags (DS) : 1-24-83 kb
294* ;
295* ;
296* ; EQUATES FOR ALL DATACOM DRIVER SOFTWARE
297* ; BIT NUMBER DEFINITIONS
298* ;
00000000 299* BITD0 EQU 0 ;BIT 0
00000001 300* BITD1 EQU 1 ;BIT 1
00000002 301* BITD2 EQU 2 ;BIT 2
00000003 302* BITD3 EQU 3 ;BIT 3
00000004 303* BITD4 EQU 4 ;BIT 4
00000005 304* BITD5 EQU 5 ;BIT 5
00000006 305* BITD6 EQU 6 ;BIT 6
00000007 306* BITD7 EQU 7 ;BIT 7
307* ;
308* ; Flags for port common flag word
309* ;
00000000 310* PORTELC EQU BITD0 ;IF 0 THEN INIT PORT 0 ELSE INIT PORT 1
311* ;
312* ; Buffer control table INTERNAL flag bit definitions **LO BYTE** BF_INTL
313* ; Low order byte
314* ;
00000004 315* ENQFLC EQU BITD4 ;SENT ENQ WAITING FOR ACK
316* ;
317* ; Buffer Control Table PROTOCOL flag bit definitions ****to byte**** BF_PROF
318* ;
00000000 319* LINE EQU BITD0 ;LINE TYPE HANDSHAKE
00000001 320* IONXOFF EQU BITD1 ;ION/XOFF HANDSHAKE
00000002 321* ENQACK EQU BITD2 ;ENQ/ACK HANDSHAKE
00000003 322* CTSLIN EQU BITD3 ;LINE IS CTS
00000004 323* DSRLIN EQU BITD4 ;LINE IS DSR
00000005 324* DCOLIN EQU BITD5 ;LINE IS DCD
00000006 325* INVBUSY EQU BITD6 ;1=LINE IS INVERTED(0) WHEN BUSY
00000007 326* ETACK EQU BITD7 ;ETX/ACK HANDSHAKE
327* ;
328* ; BUFFER CONTROL TABLE PROTOCOL FLAG BIT DEFINITIONS ***HI BYTE***BF_PROF
329* ;
00000000 330* PROT_P2 EQU BITD0 ;IF SET THEN SOME TYPE OF PROTOCOL EXISTS
331* ; ;ELSE NO PROTOCOLS --BUFFERS OVERFLOW ETC
00000001 332* MODM_P2 EQU BITD1 ;IF SET THEN A MODEM PROTOCOL EXISTS
00000002 333* NMOD_P2 EQU BITD2 ;IF SET THEN NULL MODEM PROTOCOL(PROBABLY OF
LITTLE USE)
00000003 334* FULL_P2 EQU BITD3 ;IF SET THEN FULL DUPLEX (DEFAULT)
335* ; ;OTHERWISE HALF DUPLEX
336* ;
337* ;
338* ; WRITE BUFFER flag word bit definitions FLAG 1 ->to byte
339* ;
00000000 340* BUSY_W1 EQU BITD0 ;WRITE BUSY FLAG
00000001 341* ERR_W1 EQU BITD1 ;BUFFER SIZE ERROR FOUND IN INIT INT RTN

```

```

00000002 342* ALTB_W1 EQU BITD2 ;IF SET(1) HAVE ALTERNATE BUFFER TO USE
00000004 343* OUTE_W1 EQU BITD4 ;IF 0 DATA FROM BUFFER TO PORT ENABLED
00000005 344* INPE_W1 EQU BITD5 ;IF 0 DATA FROM USER TO BUFFER ENABLED
00000006 345* OUTC_W1 EQU BITD6 ;IF SET(1) THEN USER IS CONTROLLING OUTE
346* ;OTHERWISE CONTROLLED INTERNALLY
00000007 347* INPC_W1 EQU BITD7 ;IF SET(1) THEN USER IS CONTROLLING INPE
348* ;
349* ; WRITE BUFFER flag word bit definitions FLAG 2 -->lo byte
350* ;
00000000 351* FULL_W2 EQU BITD0 ;IF SET (1) THEN BUFFER IS FULL
00000001 352* EMPT_W2 EQU BITD1 ;IF SET (1) THEN BUFFER IS EMPTY
00000002 353* LOST_W2 EQU BITD2 ;DATA LOST ON INPUT (USER OVERRUNS BUFFER)
00000003 354* SNDLF_W2 EQU BITD3 ;IF SET THEN SEND AN LF
00000004 355* AULF_W2 EQU BITD4 ;IF SET THEN always send a LF after a CR
356* ;
357* ; READ BUFFER flag word bit definitions FLAG 1 -->LO BYTE
358* ;
00000000 359* BUSY_R1 EQU BITD0 ;READ BUSY FLAG
00000001 360* ERR_R1 EQU BITD1 ;UART ERROR FLAG
00000002 361* ALTB_R1 EQU BITD2 ;IF SET(1) HAVE ALTERNATE BUFFER TO USE
00000004 362* OUTE_R1 EQU BITD4 ;IF 0 DATA FROM BUFFER TO USER ENABLED
00000005 363* INPE_R1 EQU BITD5 ;IF 0 DATA FROM PORT TO BUFFER ENABLED
00000006 364* OUTC_R1 EQU BITD6 ;IF SET(1) THEN USER IS CONTROLLING OUTE
365* ;OTHERWISE CONTROLLED INTERNALLY
00000007 366* INPC_R1 EQU BITD7 ;IF SET(1) THEN USER IS CONTROLLING INPE
367* ;
368* ; READ BUFFER flag word bit definitions FLAG 2 LO BYTE
369* ;
00000000 370* FULL_R2 EQU BITD0 ;IF SET (1) THEN BUFFER IS FULL
00000001 371* EMPT_R2 EQU BITD1 ;IF SET (1) THEN BUFFER IS EMPTY
00000002 372* LOST_R2 EQU BITD2 ;DATA LOST ON INPUT (PORT OVERRUNS BUFFER)
373* ;
374* ; CONTROL CHARACTER BUFFER flag word bit definitions LO BYTE
375* ;
00000000 376* FULL_CB EQU BITD0 ;IF SET (1) THEN BUFFER IS FULL
00000001 377* EMPT_CB EQU BITD1 ;IF SET (1) THEN BUFFER IS EMPTY
378* ;
379* ; 48000 Interrupt Auto Vector Addresses
380* ;
00000064 381* VEC1 EQU $64 ;AUTO VECTOR #1-DATA COM CONTROL
382* ;This is the VIA used in line
383* ;protocols
00000068 384* VEC2 EQU $68 ;AUTO VECTOR #2-DC 1
00000070 385* VEC4 EQU $70 ;AUTO VECTOR #4-DC 0
386* ;
387* ;
388* ;*****
389* ;
390* ; Unit I/O Command codes --found IN D4.W
391* ;
00000000 392* INSTCMD EQU 0 ; Install the unit
00000001 393* READCMD EQU 1 ; read command
00000002 394* WR CMD EQU 2 ; write command
00000003 395* CLRCMD EQU 3 ; CLEAR THE UNIT

```

```

00000004 396* BUSTCMD EQU 4 ; busy command
00000005 397* ST8CMD EQU 5 ; STATUS COMMAND -ACTUAL COMMANDS IN D2*W
00000006 398* UMCMD EQU 6 ; unmount command
399* ;
400* ; mode flags -- found in D4.W
401* ;
0000000C 402* LFsprflg EQU 40C ; Auto LF suppress bits 2 or 3
403* ;
404* ; STATUS COMMANDS FOUND IN D2.W
405*
406* ; functions compatible with old printer driver
407*
00000000 408* D1_FREEW EQU 0 ;RETURN WRITE BUFFER FREE SPACE
00000001 409* D1_BAUDS EQU D2_FREEW+1 ;SET READ/WRITE BAUD RATE
00000002 410* D2_PARTY EQU D2_BAUDS+1 ;SET PARITY
00000003 411* D1_FREER EQU D2_PARTY+1 ;RETURN READ BUFFER FREE SPACE
00000004 412* D2_CHARS EQU D1_FREER+1 ;SET CHARACTER SIZE
00000005 413* D1_HANDS EQU D2_CHARS+1 ;SET HANDSHAKE METHOD
00000006 414* D2_BFCTRL EQU D1_HANDS+1 ;RETURN STATE OF BUFFER CONTROL TABLE
415*
416* ; new functions
417*
00000007 418* D2_RSTS EQU D2_BFCTRL+1 ;RETURN READ STATUS
00000008 419* D1_WRSTS EQU D2_RSTS+1 ;RETURN WRITE STATUS
00000009 420* D2_REAHI EQU D1_WRSTS+1 ;SET READ HI WATER MARK(NMBR OF CHARS LEFT F
REE)
0000000A 421* D2_REALO EQU D2_REAHI+1 ;SET READ LO WATER MARK(NMBR OF CHARACTERS L
FT IN BFR)
0000000B 422* D2_OUTRD EQU D2_REALO+1 ;USER DISABLE OF OUTBOUND READ (BUFFER DISAB
LE)
0000000C 423* D1_INBRD EQU D2_OUTRD+1 ;USER DISABLE OF INBOUND READ (DEVICE DISAB
LE)
0000000D 424* D2_OUTWT EQU D1_INBRD+1 ;USER DISABLE OF OUTBOUND WRITE (DEVICE DISA
BLE)
0000000E 425* D1_INBWT EQU D2_OUTWT+1 ;USER DISABLE OF INBOUND WRITE (BUFFER DISAB
LE)
0000000F 426* D1_WBCHR EQU D1_INBWT+1 ;RETURN THE NUMBER OF CHARACTERS IN WRITE BU
FFER
00000010 427* D1_RBCHR EQU D1_WBCHR+1 ;RETURN THE NUMBER OF CHARACTERS IN READ BUF
FER
00000011 428* D2_ATLF EQU D1_RBCHR+1 ;TOGGLE auto LineFeed flag
00000012 429* D2_BENQ EQU D2_ATLF+1 ;SET number of chars between ENQ's or ETX's
00000013 430* D1_RDALTB EQU D2_BENQ+1 ;Set Read Alternate Buffer
00000014 431* D2_WTALTB EQU D1_RDALTB+1 ;Set Write Alternate Buffer
00000014 432* TELSTATE EQU D2_WTALTB ;The last status function code
433* ;
434* ;
435* ; THE ABOVE IS WILD AND WOOLY AND MAY BE OF LITTLE USE TO A SIMPLE
436* ; HIGHER LEVEL PROTOCOL-- HOWEVER THE HIGHER YOU GET THE MORE USE
437* ; SOME OF THESE REPORTING FUNCTIONS MAY BE
438* ;
439* ;
440* ;
441* ;*****

```

```

443* ;
444* ; 48000 status Register values
445* ;
446* ;
0000A988 447* UPRMSK EQU 4A000 ; KEEPS ALL STATES AND TRACE BITS AS IS
00002080 448* STATEMSK EQU 42000 ; ANDS OFF STATE BIT
00008000 449* TRACEMSK EQU 48000 ; ANDS OFF TRACE BIT
00000700 450* INTMSK EQU 40700 ; ANDS OFF ALL INT LEVELS
00000400 451* INT4 EQU 4400 ; INTERRUPT LEVEL 4 AND LOWER
00000200 452* INT2 EQU 4200 ; ETC LEVEL1
60000100 453* INT1 EQU 4100 ; ETC LEVEL 1
00002400 454* DISINT4 EQU 42400 ; Disable all DataCom 0 (priority 4) and be

low device ints
00002200 455* DISINT2 EQU 42200 ; DISABLE DATACOM 1 (priority 2 )and below

ints
60002100 456* DISINT1 EQU 42100 ; Disable DataCom-Control int
00000001 457* CARRYBT EQU 40001 ; CCR with carry set
458* ;
459* ; VIA Addresses
460* ;
00030F63 461* ORA EQU 330F63 ; PORT A
00030F67 462* DDRA EQU 330F67 ; PORT A DATA DIRECTION REG.
00030F7F 463* NHIRA EQU 330F7F ; PORT A W/O HANDSHAKE(IGNORE DDRA)
464* ;
465* ; VIA register values
466* ;
00000180 467* IODDRA EQU 480 ; PORT A BIT CONFIGURATION
468* ;
469* ;
470* ;
471* ; UART register definitions
472* ;
00030F20 473* UARTDC0 EQU 330F20 ;BASE ADDRESS OF DATACOM 0 UART
00000020 474* DCIOFF EQU 420 ;OFFSET FROM DC0 BASE TO DC1 BASE
00000001 475* DATAREG EQU 1 ;DATA PORT REGISTER INDEX
00000093 476* STATRI EQU 3 ;STATUS REGISTER INDEX
00000005 477* CHOREG1 EQU 5 ;COMMAND REGISTER INDEX
00000007 478* CTLREG1 EQU 7 ;CONTROL REGISTER INDEX
479* ;
480* ; UART STATUS REGISTER EQUATES
481* ;
00000000 482* S_PARI EQU BIT00 ;PARITY ERROR IF SET--SELF CLEARING
00000001 483* S_FRAME EQU BIT01 ;FRAMING ERROR IF SET --SELF CLEARING
00000002 484* S_OVRN EQU BIT02 ;DATA OVERRUN IF SET
00000003 485* S_RCVF EQU BIT03 ;RECEIVE REGISTER FULL IF SET -CLEARED BY RE

AD DATA
00000004 486* S_WRTS EQU BIT04 ;WRITE REGISTER EMPTY IF SET
00000005 487* S_DCD EQU BIT05 ;DATA CARRY DETECT IF LO ---WIRED LOW
00000006 488* S_DSR EQU BIT06 ;DATA SET READY IF LOW --- WIRED LOW
00000007 489* S_IRQ EQU BIT07 ;INTERRUPT REQUEST IF SET
490* ;
491* ; S_RCVF EQUIVALENT TO RCVRF
492* ; S_WRTS EQUIVALENT TO WRTBE
493* ;
494* ;
495* ; UART status register masks
496* ;
00000007 495* S_ERRBits EQU 407 ;Parity, Framing, and Overrun
496* ;

```

```

497* ; UART COMMAND REGISTER
498* ; NOTE: cannot pr members of same section together
499* ;
00000000 500* CM_DISP EQU 0 ;DISABLE PARITY
00000020 501* CM_OPBT EQU 620 ;ODD PARITY BOTH XMIT AND RCV
00000040 502* CM_EPBT EQU 640 ;EVEN PARITY BOTH XMIT AND RECEIVE
00000080 503* CM_MPBD EQU 6A0 ;MARK PARITY BIT UPON XMIT -PARITY CK DISABL
ED
000000E0 504* CM_SPBD EQU 6E0 ;SPACE PARITY BIT ON XMIT - PARITY CK DISABL
ED
505* ;-----
00000100 506* CM_ECHO EQU 610 ;IF SET-ECHO MODE FOR RECEIVER
507* ;-----
00000001 508* CM_DTRL EQU 61 ;ENABLE RCVR/XMITRR IF SET DTR BAR-LOW
509* ;-----
00000002 510* CM_IRQD EQU 62 ;DISABLE INTERRUPTS IF SET --- NOTE CORVUS C
UTEY
511* ; THIS IS ENABLED FROM STATUS BIT 3, NOT BI
T 0
512* ; AS IS INDICATED IN SYMBTEK LITERATURE
513* ;-----
00000000 514* CM_TDHI EQU 0 ;XMIT DISABLED RTS BAR HI
00000004 515* CM_TEL0 EQU 64 ;XMIT ENABLED RTS BAR LO
00000008 516* CM_TOLO EQU 68 ;XMIT DISABLED RTS BAR LO
0000000C 517* CM_TDBRK EQU 6C ;XMIT DISABLED --XMIT BREAK
518* ;
519* ; SOME USEFUL MACRO COMMANDS
520* ; FOR THE COMMAND REGISTER
00000002 521* TURNOFF EQU CM_IRQD
00000004 522* XMITENB EQU CM_TEL0
00000008 523* XMITDIS EQU CM_TOLO
00000009 524* CHDRC EQU CM_DTRL+CM_TOLO ;NO XMIT INT, RCV INT,ENAB DTR, NO PARITY
ALSO 00000005 525* CHDRWC EQU CM_DTRL+CM_TELO ;SAME AS CHDRC XCEPT XMIT INTERRUPTS ENABLED
526* ;
527* ;-----
000000F3 529* CLRDS02 EQU 6F3 ;CLEAR BITS D3 & D2 A MASK
530* ;
531* ;-----
532* ;
533* ; UART CONTROL REGISTER EQUATES
534* ;
535* ; NOTE: Baud is lower 4 bits of control word--see BAUDCNV table below
536* ;
00000080 537* CR_STPB EQU 680 ;IF 0 THEN = 1 STOP BIT
538* ; IF SET AS INDICATED = 2 STOP BITS IF NO P
ARITY
539* ; =1 STOP BIT IF 8 BIT
CHAR + PARITY
540* ; =1.5 STOP BITS IF 5BI
T WORD NO PARITY
541* ;-----
00000000 542* CR_WDL6 EQU 0 ;6 BITS WORD LENGTH
00000020 543* CR_WDL7 EQU 620 ;7 BIT WORD LENGTH
00000040 544* CR_WDL6 EQU 640 ;6 ETC
00000060 545* CR_WDL5 EQU 660 ;5 ETC.
546* ;-----
00000080 547* CR_EXTCLK EQU 0 ;EXTERNAL RECEIVE CLOCK
000000A0 548* CR_EMPTY EQU 6A0 ;DATA RATE CRYSTAL CLOCK

```

```

551* . UART CONTROL REGISTER CONSTANTS FOR UART SETUP
552* .
RATOR 00000010 553* CTRLC EQU CR_B0GLK+CR_WRDCL8 .1 STOP BIT,8BIT WORD LENGTH,BAUD RATE GENE
554*
555* . ASCII Control characters for printer control
556* .
00000011 557* IGN EQU 911 .CAN IMIT (CTL-Q)
00000013 558* IOFF EQU 913 .STOP IMIT (CTL-S)
00000003 559* ETX EQU 903 .READY FOR MORE? (CTL-C)
00000005 560* ENG EQU 905 .READY FOR MORE? (CTL-E)
00000006 561* ACK EQU 906 .YES, I'M READY (CTL-F)
00000000 562* NULL EQU 900 .NULL CHARACTER-DO NOTHING
0000000D 563* CR EQU 90D .CARRIAGE RETURN
0000000A 564* LF EQU 90A .LINE FEED
565* .
566* . Maximum Parameter values for Unitstatus Set (table entry functions)
567* .
00000006 568* MAXBAUD EQU 6 .FOR SET BAUD RATE
00000004 569* MAXPRTY EQU 4 .FOR SET PARITY
00000001 570* MAXWRDS EQU 1 .FOR SET WORD SIZE
00000001 571* MAXDTCM EQU 1 .FOR SET DATACOM
00000009 572* MAXHNGS EQU 9 .FOR SET HANDSHAKE TYPE
00000005 573* MAXWHI EQU 133 .HI WATER WRITE MAX # CHARS
00000006 574* MAXWLO EQU 80 .LO WATER WRITE MAX # CHARS
00000005 575* MAXRHI EQU 133 .HI WATER READ #CHARS MAX
00000006 576* MAXRLO EQU 80 .LO WATER READ #CHARS MAX
577* .
578* . error codes (IORESULT)
579* .
00000003 580* INVCHD EQU IOE1req .invalid cmd-(invalid I/O request)
00000002 581* INVTBLID EQU IOEtblid .invalid table id
00000004 582* INVPRM EQU IOE1opm .invalid parameter
00000008 583* INVFNC EQU IOEfnccd .invalid function code
584* .
585* . Miscellaneous definitions
586* .
00000001 587* TRUE EQU 1 . Pascal true boolean value
00000001 588* ON EQU 1 .LISTING CONTROL - START LISTING
00000000 589* OFF EQU 0 .LISTING CONTROL - STOP LISTING
00000000 590* HILOMSK EQU 9F0 .MASK OFF WATER MARKS -THRO THEM AWAY

```



```

593* ,
593* , UNIT I/O PARAMETER PASSING DEFINITION
594* ,
595* ,  COMMAND      UNIT  ADDR  COUNT  BLOCK  MODE  IORESULT  BUSY
596* ,  0 - INSTALL  D0.W  D1.L  D2.W  D7.W
597* ,  1 - READ     D0.W  D1.L  D2.W  D7.W
598* ,  2 - WRITE    D0.W  D1.L  D2.W  D7.W
599* ,  3 - CLEAR    D0.W  D7.W
600* ,  4 - BUSY     D0.W  D7.W  D0.W
601* ,  5 - STATUS  D0.W  D1.L  D2.W  D7.W  (---FUNCTION CODE
602* ,  6 - UNMOUNT D0.W  D7.W
603* ,
604* , ALL REGISTER VALUES ON ENTRY ARE SAVED AND RESTORED EXCEPT D0 & D7
605* , INTERNAL REGISTER USAGE :
606* ,
607* ,  D0  =  temp reg
608* ,  D1  =  temp reg
609* ,  D2  =  user's count
610* ,  D3  =  character to or from buffer
611* ,  D4  =  unit number
612* ,  D5  =  Mode flag & in DC ctl int stns - VIA line bit #
613* ,  D6  =  save of SR
614* ,  A0  =  temp reg
615* ,  A1  =  temp reg
616* ,  A2  =  temp reg
617* ,  A3  =  Parameter block address (user's data)
618* ,  A4  =  buffer address in SetupWB and SetupRB
619* ,  A5  =  UART base address
620* ,  A6  =  Pointer to port's data area
621* ,

```

```

623*          GLOBAL      CONDRV
624*
625*          DATACOM DRIVER
626*
0000          627* CONDRV
0000 601E          628*      BRA S      COM001          ;JUMP AROUND HEADER
0002 00          629*      DATA B    0              ;DEVICE NOT BLOCKED
0003 1F          630*      DATA B    31             ;VALID CMDS - ALL VALID
0004 53 01 0E 00 631*      DATA B    03,01,14,00      ;DATE
0008 17          632*      DATA B    hmlen          ;HEADER MSG LENGTH
0009 44415441034F4D4D 633*      DATA B    'DATACOM driver (v 5.0)' ;HEADER MSG
0011 20647264776657220
0019 207620352E3029
          00000017
          634*      hmlen      EQU          %-222010
          635*
0020 7E03          636*      COM001      MOVEQ      @INVCMD,D7          ;assume invalid command
0022 0C44 0006          637*      CMPI W      @UNMCMD,D4          ;VALID COMMAND?
0026 622C          638*      BHI S      PRNDERR          ;NO
0028 40E7 7EFE          639*      MOVERL     D1-D6/A0-A6,-(SP)      ;SAVE REGISTERS
003C 4287          640*      CLR L      D7              ;CLEAR IORESULT
002E 2441          641*      MOVEAL     D1,A3              ;ADDRESS OF USERS BUFFER
0030 4286          642*      CLR L      D4              ;Clear save of SR register
0032 4DFA 09FA          643*      LEA        PORT0Data, A6          ; assume talking to Port 0
0034 807A 0EB0          644*      CMP W      UnitP0, D0          ;is it Port 0?
003A 6704          645*      BEQ S      COMisP0          ;yes
003C 4DFA 0C4C          646*      LEA        PORT1Data, A6          ;NO, talking to port 1
          647*
0040 C144          648*      COMisP0      ERG          D0, D4          ;save unit number
0042 43FA 0012          649*      LEA        COMTBL,A1          ;TURN THE COMMAND INTO A
0046 E348          650*      LSL W      @1,D0              ;INDEX TO THE FUNCTION
0048 3031 0000          651*      MOVE W      0(A1,D0.W),D0
004C 4EB1 0000          652*      JSR          0(A1,D0.W)          ;DO FUNCTION
0050 9CDF 7F7E          653*      MOVERL     (SP),D1-D6/A0-A6      ;Restore registers
0054 4E75          654*      PRNDERR      RTS
          655*
          656*      THE PRINTER DRIVER JUMP TABLE
          657*
0050 000E          658*      COMTBL      DATA W      COMINST-COMTBL          ;UNITINSTALL
0050 0164          659*      DATA W      COMRD-COMTBL          ;UNITREAD
005A 0260          660*      DATA W      COMWR-COMTBL          ;UNITWRITE
005C 05FE          661*      DATA W      COMCLR-COMTBL          ;UNITCLEAR
005E 044E          662*      DATA W      COMBSY-COMTBL          ;UNITBUSY
0060 04B0          663*      DATA W      COMST-COMTBL          ;UNITSTATUS
0062 047C          664*      DATA W      COMUNMT-COMTBL          ;UNITUNMOUNT

```

```

666* ;
667* ; COMINST - UNITINSTALL ==> SETUP THE DEFAULT BUFFER CONTROL FEATURES
668* ; Assumes that a spurious DataCom Control interrupt is benign and will
669* ; be handled by the DataCom Control interrupt service routine correctly.
670* ;
671* ; save unit number and toggle common flag
672* ;
0064 4160      673* COMINST   BSR.S   SaveUnit
0066 612E      674*           BSR.S   DISINTS           ;DISABLE DATACOM INTERRUPTS
675* ;
676* ; init buffer control table
677* ;
0068 41EE 000A  678*           LEA     DEFCTL(A6), A0           ;beginning of table
006C 43EE 0000  679*           LEA     DEFVRT(A6), A1           ;beginning of default table
0070 7004      680*           MOVEQ   #DEFECTLN-1, D0          ;number of words in table
681* ;
0072 30D9      682* CINbufctl  MOVE.V   (A1)+, (A0)+          ;move from default to real
0074 51C8 FFEC  683*           DBF     D0, CINbufctl          ;table is even number of words
684* ;
685* ; Initialize UART from constants and Printer Control Table & initialize VIA
686* ;
0078 13FC 0000 0063 687*           MOVE.B   #1ODDRA,DDRA.L          ;INITIALIZE DATA DIRECTION REG FOR PORT A
007E 0F67
0080 6162      688*           BSR.S   SETUART
689* ;
690* ; Initialize READ, WRITE AND CONTROL BUFFER CONTROL TABLES
691* ;
0082 4100 00CE  692*           BSR     INIWRBF           ;init write buffer
0084 6100 00EE  693*           BSR     INIRDBF           ;init read buffer
008A 6100 0118  694*           BSR     INITCTLB          ;init control buffer
695* ;
696* ; Setup interrupt vectors
697* ;
008E 6100 0092  698*           BSR     SETVECS
699* ;
700* ; If saved SR then restore it
701* ;
0092 6128      702*           BSR.S   ENBINTS
0094 4E73      703*           RTS

```

```

705* ;
706* ; DISINTS - disable interrupts for Port selected. If Port 0 then disable up to
707* ; level 4. If Port 1 selected then disable up to level 2.
708* ;
709* ; Entry : D6 = saved SR if not zero
710* ; D4 = unit number
711* ; Exit : D6 = saved SR or zero
712* ;
0096 323C 0400 713* DISINTS MOVE.W @INT4, D1 ;assume Port 0, level 4 int
009A 887A 0E4C 714* CMP.W UnitP0, D4 ;is it Port 0?
009E 6704 715* BEQ.S DITisP0 ;yes
00A0 323C 0200 716* MOVE.W @INT2, D1 ;no, use Port 1 level 2 int
00A4 40C0 717* DITisP0 MOVE.W SR, D0 ;get current status register
00A8 0240 0700 718* ANDI.W @INTMSK, D0 ;GET ONLY INTERRUPT LEVELS
00AA 8041 719* CMP.W D1, D0 ;is current < current Port's level
00AC 440C 720* BCC.S DITexit ;no, exit
721* ;
722* ; NOW set up disable with minimum disturbance of upper level
723* ; status bits --- this too wont work if user and
724* ; supervisor space are both utilised.
725* ;
00AE 40C6 726* MOVE.W SR, D6 ;save current SR
00B0 40C0 727* MOVE.W SR, D0 ;get current status register for change
00B2 0240 A000 728* ANDI.W @UPRMSK, D0 ;KEEP ONLY UPPER BITS
00B6 8041 729* OR.W D1, D0 ;disable current Port's level
00B8 46C0 730* MOVE.W D0, SR ;turn off the ints in the SR
00BA 4E75 731* DITEXIT RTS
732* ;
733* ; ENBINTS - Restore saved SR if saved it
734* ; Entry : D6 = saved SR if not zero
735* ; Exit : D6 = if D6 was not zero then SR (- D6 and D6 (- 0
736* ; otherwise SR remains untouched and D6 stays 0
737* ;
00BC 4A46 738* ENBINTS TST.W D6 ;Does D6 have a saved SR
00BE 4704 739* BEQ.S EITEXIT ;DIDN'T SAVE SO EXIT
00C0 46C6 740* MOVE.W D6, SR ;restore SR
00C2 4286 741* CLR.L D6 ;always leave D6 = to zero
00C4 4E75 742* EITEXIT RTS

```

```

744* ;
745* ; SaveUnit - determine if this is Port 0 or Port 1 and save unit number
746* ;         also initialise A6 to address of port's data area
747* ;
748* ;         Entry : D4 = unit number
749* ;         Exit  : A6 = address of port's data area
750* ;
00C6 43FA 0E20+ 751* SaveUnit LEA     UnitP0, A1         ; assume is Port 0
00CA 4DFA 0962+ 752*         LEA     Port0Data, A6
753*
00CE 41FA 0E16+ 754*         LEA     CMNPLG, AC         ; if portflg flag was
00D1 0050 0000 755*         BCHG     @PORTFLG, (A0)     ; zero then is port 0
00E4 6708 756*         BOFF.S   SVUisP0         ; else it is now port 1
757*
00D8 43FA 0E10+ 758*         LEA     UnitP1, A1         ; Port 1 addresses
00DC 4DFA 0BAC+ 759*         LEA     Port1Data, A6
760*
00E0 3284 761* SVUisP0 MOVE.W  D4, (A1)         ; save unit number
00E2 4E75 762*         RTS

```

```

764* ;
765* ; SETUART - Initialize UART from constants and Buffer Control Table
766* ;
767* ; Get UART Register Base address
768* ;
00E4 612A 769* SETUART   BSR.S   GETBASE           ;RETURNS BASE IN A0
770* ;
771* ; Setup UART's Control register - index = 7 from Base
772* ;
00E6 7010 773*         MOVEQ   #CTRLC,D0           ;1 STOP BIT,BAUD RATE GEN
00E8 122E 00D 774*         MOVE.B  BF_WRDS(A6), D1       ;ADD WORD SIZE-? OR 8 BITS
00EC EB09 775*         LSL.B   #5,D1             ;MOVE INTO HI ORDER BITS
00EE 8001 776*         OR.B   D1,D0             ;00=8 BITS,01=? BITS
00F0 802E 00E 777*         OR.B   BF_RDBD(A6), D0       ;ADD BAUD RATE FROM TABLE
00F4 1B40 007 778*         MOVE.B  D0,CTLREGI(A5)     ;PUT IN CONTROL REGISTER
779* ;
780* ; Setup UART's Command register - index = 5 from Base
781* ; make transmit buffer empty interrupt enabled - when occurs int rtn will
782* ; turn off if buffers are empty.
783* ;
00F6 7065 784*         MOVEQ   #CMDRWC, D0         ;CMD CONSTANTS smit int enabled
00FA 122E 00C 785*         MOVE.B  BF_PART(A6), D1     ;GET TABLE PARITY
00FC EB09 786*         LSL.B   #5,D1             ;PUT IN CORRECT BIT POSITION
0100 8001 787*         OR.B   D1,D0             ;
0102 1B40 005 788*         MOVE.B  D0,CMDREGI(A5)   ;PUT IN COMMAND REGISTER
789* ;
790* ; Read the Data Port and Status Register to clear all Status flags
791* ;
0106 102D 001 792*         MOVE.B  DATAREG(A5),D0       ;DATA PORT AT INDEX = 1
010A 102D 003 793*         MOVE.B  STATRI(A5),D0     ;STATUS REG AT INDEX = 3
010E 4E75 794*         RTS

```

```

796* ;
797* . GETBASE - Get address of VART's register Base address in memory
798* .      Entry: D4 = unit number
799* .      EXIT: (AS) = Base address
800* ;
0110 4BEF 0003 0F20 801* GETBASE  LEA    VARTDC0.L, AS      ,ASSUME USING DTACON 0
0111 887A 0DC0* 802*      CNF.W   UnitP0, D4      ,is it Port 0?
011A 6704 803*      REQ.S   CBSisP0      ,yes
011C DAF0 0020 804*      ADDA.W  #DCIOFF, AS     ,No. BASE = OFFSET+VART DC0 BASE ADDR
0120 4E75 805* CBSisP0  RTS
806* ;
807* . SETVECS - Put interrupt routine's entry addresses into the interrupt vectors
808* .      If Port 0 put in DC 0 int rtn address in Vector 4
809* .      otherwise assume is port 1
810* .      Saves old level 1 interrupt vector if it is not = to this driver's
811* .      interrupt routines address.
812* .
813* .      Entry: D4 = unit number
814* .      interrupts disabled to level for current Port
815* ;
0122 41FA 049C* 816* SETVECS  LEA    DCINT.A0      ,PUT DATA COM CONTRL
0124 2278 0064 817*      MOVE.L   VEC:W, A1      ,Get old vector
012A 21C8 0044 818*      MOVE.L   A0,VECL:W     ,INT ROUTINE IN VEC 1
012E B3C0 819*      CMPL.L   A0, A1      ,should save old vector
0130 6704 820*      BEQ.S   SVCsame      ,no. they're the same
0132 41FA 0380* 821*      LEA    SaveLvl1, A0    ,yes save in common area
0134 2087 822*      MOVE.L   A1, (A0)
823* ;
0138 887A 0DAE* 824* SVCsame  CNF.W   UnitP0, D4      ,is it Port 0?
013C 660A 825*      BNE.S   SVCdoP1     ,no. do level 2 for Port 1
826* ;
UTIME 015E 41FA 025C* 827*      LEA    DCINT.A0      ,ADDR OF DC0 entry point to XMIT/RCV INT RO
0142 21C8 0070 828*      MOVE.L   A0,VEC0:W     ,put it in VEC 0
0144 6008 829*      BRA.S   SVCcont
830* ;
UTIME 0148 41FA 0260* 831* SVCdoP1: LEA    DCINT.A0      ,ADDR OF DC1 entry point to XMIT/RCV INT RO
014C 21C8 0068 832*      MOVE.L   A0,VEC1:W     ,put it in VEC 1
833* ;
0150 4E75 834* SVCcont  RTS

```

```

836* ;
837* ; INIWRBF - Initialize Write Buffer variables to EMPTY Buffer also ENG, BUSY and
838* ; SENDLF are cleared to raise. Use default buffer
839* ;
0150 410E 0019 840* INIWRBF LEA WRTCTL(A6),A0 ;WRITE BUFFER CONTROL TABLE
0150 4258 841* CLR W (A0)+ ;RESET ALL FLAG 1
0150 4C18 842* CLR B (A0)+ ;RESET ALL FLAG 2 except
015A 08E0 0004 843* BSET @AULF_W2,(A0) ; DO AUTO LINE FEED and *kb 1/5/83*
015E 08D8 0001 844* BSET @EMPT_W2,(A0)+ ; BUFFER IS EMPTY
0162 43EE 015C 845* LEA WRBUP(A6),A1 ;WRITE BUFFER
0166 26C9 846* MOVE L A1,(A0)+ ;FILL POINTER (USED TO FILL CHARACTERS IN)
0166 26C9 847* MOVE L A1,(A0)+ ;EMPTY POINTER (USED TO EMPTY CHARACTERS OU

016A 26C9 848* MOVE L A1,(A0)+ ;Save buffer address
016C 30FC 0100 849* MOVE W @WBFLN,(A0)+ ;MAXIMUM SIZE OF BUFFER
0170 30FC 0100 850* MOVE W @WEFLN,(A0)+ ;NUMBER OF LOCATIONS AVAILABLE TO FILL
0174 4E75 851* RTS
852* ;
853* ; INIRDBF - Initialize READ Buffer variables to EMPTY Buffer also ENG, BUSY and
854* ; SENDLF are cleared to false. Use default buffer
855* ;
0176 410E 0030 856* INIRDBF LEA RDCCTL(A6),A0 ;READ BUFFER CONTROL TABLE
017A 4258 857* CLR W (A0)+ ;RESET ALL FLAG 1
017C 4218 858* CLR B (A0)+ ;RESET ALL FLAG 2 except,
017E 08D8 0001 859* BSET @EMPT_W1,(A0)+ ; BUFFER IS EMPTY
0182 43EE 005C 860* LEA RDBUF(A6),A1 ;READ BUFFER
0186 26C9 861* MOVE L A1,(A0)+ ;FILL POINTER (USED TO FILL CHARACTERS IN)
0188 26C9 862* MOVE L A1,(A0)+ ;EMPTY POINTER (USED TO EMPTY CHARACTERS OU

018A 26C9 863* MOVE L A1,(A0)+ ;Save buffer address
018C 30FC 0100 864* MOVE W @RBFLN,(A0)+ ;MAXIMUM SIZE OF BUFFER
0190 30FC 0100 865* MOVE W @REFLN,(A0)+ ;NUMBER OF LOCATIONS AVAILABLE TO FILL
0194 4298 866* CLR L (A0)+ ;Clear alternate buffer address
0196 4258 867* CLR W (A0)+ ;Clear alternate buffer length
0198 30FC 0085 868* MOVE W @HAIRHI,(A0)+ ;NUMBER OF CHARACTERS FOR HIGH WATER MARK
019C 30FC 0050 869* MOVE W @HAIRLO,(A0)+ ;NUMBER OF CHARACTERS FOR LOW WATER MARK
01A0 4258 870* CLR W (A0)+ ;CLEAR ENG COUNT
01A2 4E75 871* RTS
872* ;
873* ; INITCTLB - Initialize the control character buffer to empty
874* ;
01A4 410E 0058 875* INITCTLB LEA CTLBUF(A6),A0 ;CONTROL CHARACTER BUFFER
01A8 43EE 004E 876* LEA CB_FRONT(A6),A1 ;CTL CHAR BUF TABLE ADDRESS
01AC 22C8 877* MOVE L A0,(A1)+ ;set front and
01AE 22C8 878* MOVE L A0,(A1)+ ;rear pointers to begin of buffer
01B0 4251 879* CLR W (A1) ;clear all flags except
01B2 08E9 0001 0001 880* BSET @EMPT_CB,1(A1) ;buffer empty
01B6 4E75 881* RTS

```



```

883* , COMRD - UNITREAD READ FROM THE DATACOM BUFFER
884* ,
885* , INPUTS... D2 COUNT OF CHARACTERS THE USER WANTS TO READ
886* , D4 unit number
887* , A3 ADDRESS OF USER'S BUFFER
888* , A4 Address of ports data area
889* ,
890* , NOTES For reading, interrupts will occur when the input buffer is full -no
891* , priming is necessary as is with writing. Also if full duplex activities
892* , then a read and write interrupt may be the same interrupt -have to check
893* , status flags of UART
894* ; First see if user's count is exhausted if not attempt a read
895* ,
01BA 4A42 896* COMRD TST.W D2
01BC 6736 897* BEQ.S COMREX ,COMREX GENERAL EXIT ROUTINE
898*
899* , Check if the user has disabled output - Buffer to User
900* ,
01BE 082E 0004 0031 901* REREAD BTST #GUTE_R1,RB_FLG1+1(A6) ,IS BUFFER TO USER TRANSFER ENABLED?
01C4 6704 902* BEQ.S CKRDErr , YES, check for input error on UART
01C6 7E3D 903* MOVEQ #IOErrdsbl,D7 ,no, tell user can't =) ERROR
01C8 602A 904* BRA.S COMREX
905*
906* , Check for a UART error
907* ;
01CA 08AE 0001 0031 908* CKRDErr HCLR #Err_R1,RB_FLG1+1(A6) ,Have a read error
01D0 6704 909* BCF.S CKPORT ,no, see if have data
01D2 7E43 910* MOVEQ #IGErrdsbl,D7 ,yes, tell user and exit
01D4 601E 911* BRA.S COMREX
912*
913* , if there is any data in the buffer, give it to user. If there is no data and
914* , the user has disabled the inbound read, remind him. However if there is no data
915* ; put him in a loop waiting for data.
916* ,
01D6 082E 0001 0033 917* CKPORT BTST #EMPT_R1,RB_FLG2+1(A6) ,BUFFER IS EMPTY?
01DC 670C 918* BOPF.S READONE , NO, GO READ A CHARACTER
01DE 082E 0003 0031 919* BTST #IMPE_R1,RB_FLG1+1(A6) , yes, INPUT ENABLED?
01E4 67D8 920* BOPF.S REREAD , YES, wait for a char
01E6 7E3C 921* MOVEQ #IGErrdsbl,D7 ,no, tell user input is disabled
01E8 600A 922* BRA.S COMREX
923*
924* , get user his characters and manage buffer
925* ,
01EA 610A 926* READONE BSR.S UCETCHR ,GET THE CHARACTER FOR THE USER FROM THE BUF
FER
01EC 6566 927* BCS.S COMREX ,exit if error, D7 has error code
928*
929* ; Put character in user's buffer and update
930* ;
01EE 16C3 931* MOVE.B D3,(A3)+ ,update buffer pointer
01F0 5342 932* SUBQ.W #1,D2 ,subtract one from user count
01F2 60C6 933* BRA.S COMRD ,GETSMOA IF AVAILABLE
934* ,
01F4 4E75 935* COMREX RTS

```

```

937* UGETCHR --- User level get character routine, gets the character from the read buffer.
938*
939*      Entry   A6 = pointer to ports data area
940*             D1 = user count
941*             D4 = unit number
942*             buffer is NOT empty
943*      Exit    D3 = character if one gotten
944*             (C) = Error, D7 has error code
945*             (NC) = got a character no error
946*
0176 0100 FE9E 947* UGETCHR   BSR      DISINTS          ;disable interrupts
948*
01FA 2062 0038 949*           MOVE.L   RB_EMPTY(A6), A0          ;A0 =/ EMPTYING POSITION OF RD BUFFER
01FE 1618          950*           MOVE.B   (A0)+,D3                ;Get chars
0200 2D48 0038 951*           MOVE.L   A0, RB_EMPTY(A6)        ;Save the new Front pointer in rb_empty
952*
953*      Update buffer variables
954*
0204 224E 003C 955*           MOVE.L   RB_BADR(A6), A1          ;A1 = ADDRESS OF BUFFER BEGIN
0208 32EE 0040 956*           ADDA.W   RB_SIZE(A6)+, A1        ;A1 = ADDRESS OF END OF BUFFER
020C 81C9          957*           CMPA.L   A1, A0                  ;is front pointing beyond buffer?
020E 6306          958*           BLS.B   UCCnowrp                ;No, don't do wrap around
959*           ;Yes, set front = addr 1st byte of buffer
0210 2D4E 003C 0038 960*           MOVE.L   RB_BADR(A6), RB_EMPTY(A6) ;Save the new Front pointer in rb_empty
961*
0216 524E 0041 962* UCCnowrp  ADDQ.W   #1, RB_FREE(A6)          ;SINCE WE GOT CHAR, ONE MORE FREE SPACE
963*
964*      see if buffer is empty
965*
021A 322E 0042 966*           MOVE.W   RB_FREE(A6), D1
021E 824E 0040 967*           CMP.W   RB_SIZE(A6), D1          ; # OF FREE LOCATIONS - BUFFER SIZE
0222 650A          968*           BCS.B   UCCnotmt                ; not empty if free ( size
0224 4C12          969*           BHI.B   HELPRD                  ; HELPRD IS SERIOUS ERROR (free ) size)
970*
0226 08EE 0001 0033 971*           BSET    #EMPT_R2, RB_FLG2+1(A6) ; BUFFER empty
022C 615C          972*           BSR.B   RChkAltBf              ; see if should switch to an Alternate buffe

973*
974*      Do protocol control, see if can turn off Read Busy
975*
022E 6114          976* UCCnotmt  BSR.B   ChkProto                ;check protocol
0230 4100 FE8A          977*           BSR      ENBINTS                ;enable interrupts
0234 4240          978*           CLR.L   D0                      ; clear carry
0236 4E75          979*           RTS
980*
0238 6100 FE82 981* HELPRD    BSR      ENBINTS                ; SERIOUS BUMMER BUG
023C 7E40          982*           MOVEQ   #IOEbserr,D7           ;SIZING ERROR
023E 44FC 0001 983*           MOVE.W   #1,CCR                ;SET CARRY
0242 4E75          984*           RTS

```

```

986* ,
987* , ChkProto - checks low water mark for reading to see if should turn off read busy
988* , GoUnbusy - entry point to turn off busy state on receives
989* ,
990* , NOTES: This routine assumes that interrupts are disabled prior
991* , to its being invoked
0244 992* ChkProto
993* ,
994* , check if input disabled Cannot turn off busy if is disabled.
995* ,
0244 082E 0005 0031 996* BTST #INPE_R1, RB_FLG1+1(A6)
024A 463C 997* B0N.5 CPrExit .input disabled exit
998* ,
999* , if (protocols enabled) and (NOT Line type, then check if busy
1000* ,
024C 082E 0000 0012 1001* BTST #PROT_P2, BF_PROF(A6) ,protocol enabled?
0252 4734 1002* B0FF.5 CPrExit .no, exit
0254 082E 0000 0013 1003* BTST #LINE, BF_PROF+1(A6) ,Line type
025A 462C 1004* B0N.5 CPrExit .yes, exit
1005* ,
1006* , if busy then check if buffer at or below low water mark
1007* ,
025C 082E 0000 0031 1008* BTST #BUSY_R1, RB_FLG1+1(A6)
0262 4724 1009* B0FF.5 CPrExit .not busy exit
1010* ,
1011* , if buffer at or below low water mark then turn off busy
1012* ,
0264 322E 0040 1013* MOVE.W RB_SIZE(A6), D1 ,BUFFER SIZE (ADDRESS OF)
0266 726E 0042 1014* SUB.W RB_FREE(A6), D1 ,D1 = number of chars in buffer
026C B26E 004C 1015* CMP.W RB_LOW(A6), D1 , at or below low water mark?
0270 4214 1016* BHI.5 CPrExit , No. exit
1017* ,
1018* , is at or below when busy so turn off busy
1019* ,
0272 08AE 0000 0031 1020* GoUnbusy BCLR #BUSY_R1, RB_FLG1+1(A6) ,clear busy state
0278 7011 1021* MOVEQ #XON, D0 ,assume XON/XOFF protocol
027A 082E 0001 0013 1022* BTST #XONIOFF, BF_PROF+1(A6) ,send byte to other side saying not busy
0280 4402 1023* B0N.5 CPrxon ,send XON
0282 7004 1024* MOVEQ #ACK, D0 ,either ETX/ACK or ENQ/ACK so send ACK
0284 6100 00EC 1025* CPrxon BSR PulC11 ,send the control char
0288 4E75 1026* CPrExit RTS

```

```

1026* .
1027* , RChkAltBf - check if alternate buffer switch on read buffer
1030* , Rcv input is automatically disabled when user calls unitstatus
1031* , switch buffers.
1032* .
1033* , Entry A0 = address of port's data area
1034* , interrupts disabled
1035* .
002A 002E 0001 0033 1036* RChkAltBf BTST #EMPT_R0, RB_FLG0+1(A0) ,is buffer empty?
0030 0031 ' 1037* B0FF B rCABexit ,no, can't switch
003C 004E 0002 0031 1038* BCLR #ALTBF_R1, RB_FLG1+1(A0) ,is an alternate buffer available?
0038 001A 1039* B0FF B rCABexit ,no, nothing to switch
1040* .
1041* , Switch buffers by making the Alternate buffer the main buffer
1042* .
003A 004E 0044 1043* MOVE.L RB_ABADR(A0), A0 ,get new buffer address
003E 004E 0045 1044* MOVE.W AB_ASIZ(A0), D0 ,and length
004C 0100 0050 1045* BSR SetupRB ,switch buffer in table
1046* .
1047* , if user is NOT controlling the input disable bit then enable RCV input
1048* .
004C 41CE 0031 1049* LEA RB_FLG1+1(A0), A0 ,EnbRcvIn needs A0 -> flag byte
004A 0040 0000 1050* BTST #INPC_R1, (A0) ,is user controlling input disable?
004E 0034 1051* B0N B rCABexit ,user is controlling, exit
0030 0100 0070 1052* BSR EnbRcvIn ,enable receive input
1053* .
0034 4070 1054* rCABexit RTS

```

```

1056* , COMVR - UNITWRITE
1057* ,
1058* , INPUTS D2 COUNT OF CHARACTERS THE USER WANTS TO WRITE
1059* , D4 unit number
1060* , A3 ADDRESS OF USER'S CHARACTERS
1061* , A6 Address of ports data area
1062* ,
1063* , NOTE For writing, the UART has to be primed to interrupting when the xmit buffer
1064* , is empty by enabling the xmit interrupt. If no transmissions then of course its empty
1065* , and it interrupts forever. Hence trickery only when sending first of a stream
1066* , (starting interrupts) and last of a stream (stopping the little dears)
1067* ,
0256 4A9E 1068* COMVR TST W D2 ,IS USER COUNT DONE?
0258 673E 1069* BEQ S COMVEI ,YES
1070* ,
1071* , if input to buffer disabled input
1072* ,
WRITE: 025A 082E 0003 0015 1073* REWRITE BTST #INPE_W1, WB_FLG1+1(A6) ,IS USER TO BUFFER TRANSFER ENABLED?(INBOUND
0260 6704 1074* BOFF S CKbuferr ,YES, chk if buffer size err found in xmit
0262 7E3E 1075* MOVEQ #IOEwdsb1,D7 ,input disabled give error
0264 603C 1076* BRA S WRPROB ,exit
1077* ,
1078* , check write error flag for error during xmit interrupt
1079* ,
0268 08AC 0001 0010 1080* CKbuferr BCLR #ERR_W1, WB_FLG1+1(A6) ,Error?
026C 6704 1081* BOFF S CKWRTP ,No, chk if buffer is full
026E 7E4E 1082* MOVEQ #IOEwserr,D7 ,SIZING ERROR with write buffer
0270 6026 1083* BRA S WRPROB ,exit
1084* ,
1085* , Check if Buffer is full if is and output is NOT disabled then spin wheels
1086* ,
0272 082E 0000 0017 1087* CKWRTP BTST #FULL_W2, WB_FLG2+1(A6) ,Buffer full?
0278 670C 1088* BEQ S WRTONE ,NO, GO WRITE A CHAR TO THE BUFFER
1089* ,
027A 082E 0004 0015 1090* BTST #OUTE_W1, WB_FLG1+1(A6) , Yes, OUTPUT IS AT ALL ENABLED?
027C 6708 1091* BOFF S REWRITE , YES, spin wheels while buffer empty
027E 7E3E 1092* MOVEQ #IOEwdsb1,D7 ,can't send tell user ERROR
0280 6012 1093* BRA S WRPROB ,exit
1094* ,
1095* , Buffer not full so put user characters or LF into write buffer
1096* ,
027E 762A 1097* WRTONE MOVEQ #LF, D3 ,assume just sent an CR so must send a LF
028B 08AC 0003 0017 1098* BCLR #SNOLFL_W1, WB_FLG1+1(A6) ,should send an Line Feed char?
028E 6694 1099* BOP S WRTanLF ,yes
0290 161B 1100* MOVE B (A3)+,D3 ,no, then get 1 user char
0292 034C 1101* SUBQ W #1,D2 ,subtract 1 from user's count
0294 6104 1102* WRTanLF BSR S UPUTCHR ,PUT THE USER'S CHARACTER INTO THE WRITE BUF
PER 02F6 608E 1103* BRA S COMVR
02FA 1104* COMVEI
02FB 4E75 1105* WRPROB RTS

```

```

1107* ; UPUTCHR --- User level put character routine, puts the character into the write buffer.
1108* ;
1109* ; Entry : (D3) = character to put in write buffer
1110* ; Buffer is NOT full
1111* ;
02FA 6100 FD9A 1112* UPUTCHR BSR DISINTS ;disable interrupts
1113* ;
02FE 204E 0018 1114* MOVE.L WB_FILLP(A6), A0 ;A0 =) FILLING POSITION OF WRITE BUFFER
0302 10C3 1115* MOVE.B D3, (A0)+ ;PUT char
0304 2D40 0018 1116* MOVE.L A0, WB_FILLP(A6) ;Save the new Rear pointer in wb_fillp
1117* ;
1118* ; Update buffer variables
1119* ;
0300 224E 0020 1120* MOVE.L WB_BADR(A6), A1 ;A1 = ADDRESS OF BUFFER BEGIN
030C D2EE 0024 1121* ADDA.W WB_SIZE(A6), A1 ;A1 = ADDRESS OF END OF BUFFER
0310 B1C9 1122* CMPA.L A1, A0 ;Is Rear pointing beyond buffer?
0312 4306 1123* BLS.B UPCnowrp ;No, don't do wrap around
1124* ; ;Yes, set front = addr 1st byte of buffer
0314 2D4E 0020 0018 1125* MOVE.L WB_BADR(A6), WB_FILLP(A6) ;Save the new Rear pointer in wb_fillp
1126* ;
031A 534E 0026 1127* UPCnowrp SUBQ.W #1, WB_FREE(A6) ;SINCE WE TOOK CHAR, ONE LESS FREE SPACE
1128* ;
1129* ; see if buffer is full (WB_FREE is an unsigned word)
1130* ;
031E 4406 1131* BNE.S UPCnotfl ;not full, subtract sets or clears ZERO bit
0320 08EE 0000 0017 1132* BSET #FULL_W2, WB_FLG2+1(A6) ; BUFFER full
1133* ;
1134* ; check if last char is CR. If is see if should send an LF next time
1135* ;
0326 0C03 000D 1136* UPCnotfl CMPI.B #CR, D3
032A 4616 1137* BNE.S UPCnotCR ;not a CR
032C 082E 0004 0017 1138* BTST #AULF_W2, WB_FLG2+1(A6) ;is it auto LF mode
0332 670E 1139* BOFF.B UPCnotCR ;no, don't send an LF *kb 1/5/82*
0334 3005 1140* MOVE.W D5, D0 ;save mode flag *kb 1/24/83*
0336 0240 000C 1141* ANDI.W #LFsprsflg, D0 ;if LF suppress flag set *kb 1/24/83*
033A 4606 1142* BNE.S UPCnotCR ;then don't send a LF
033C 08EE 0003 0017 1143* UPCisaLF BSET #SNDLF_W2, WB_FLG2+1(A6) ;send LF only if D5=0 and AULF set
1144* ;
1145* ; show buffer not empty. If was output char and and turn on smit interrupts
1146* ;
0342 08AE 0001 0017 1147* UPCnotCR BCLR #EMPT_W2, WB_FLG2+1(A6) ;test and clear
0340 470A 1148* BOFF.B UPCison ;wasn't empty before
034A 082E 0004 0015 1149* BTST #OUTE_W1, WB_FLG1+1(A6) ;if output to user is disabled
0350 4602 1150* BDN.S UPCison ;then don't start smit int
1151* ;
1152* ; interrupt will occur without sending a char
1153* ;
0352 4104 1153* BSR.S STRTSMIT ;turn on interrupt
1154* ;
1155* ; enable interrupts and exit
1156* ;
0354 6000 FD44 1157* UPCison BRA ENBINTS

```

```

1159*      NOTE:  it is assumed that these routines are protected from interrupts
1160*
1161* ; STRTXMIT - start xmit interrupt process by enabling UART to interrupt
1162* ;           on transmit buffer empty.
1163* ; STOPXMIT - stop xmit interrupt process by disabling UART to interrupt
1164* ;           on transmit buffer empty.
1165* ; Entry : D4 = unit number
1166*
0358      1167* STRTXMIT
0358 7204      1168*      MOVEQ    #XMITENB,D1      ,ENABLE XMIT INT
035A 6002      1169*      BNA.S     SITGETB
035C      1170* STOPXMIT
035C 7208      1171*      MOVEQ    #XMITDIS,D1    ,DISABLE XMIT INT
1172*
035E 4100 FDR0  1173* SITGETB    BSR      GETBASE      ,GET UART BASE ADDRESS
0362 102D 0005  1174*      MOVE.B   CHDREGI(AS),D0    ,GET CURRENT CHD REG
0366 0200 00F3  1175*      ANDI.B   #CLRDS3D2,D0      ,CLEAR BITS D3 & D2
036A 8001      1176*      OR.B     D1,D0           ,DON'T CHANGE OTHER BITS
036C 1B40 0005  1177*      MOVE.B   D0,CHDREGI(AS)    ,SAVE CHANGED CHD REG
0370 4E75      1178*      RTS

```

```

1180* ;
1181* ; PutCtl - put a character in the control character buffer
1182* ;   Entry : (D0) = character to put in control char buffer
1183* ;           interrupts disabled
1184* ;
0372 204E 0052 1185* PutCtl  MOVEA.L  CB_REAR(A6), A0      ;A0 = Rear pointer
0374 10C0      1186*         MOVE.B   D0, (A0)+      ;put char in buffer and inc ptr
0378 2D48 0052 1187*         MOVE.L   A0, CB_REAR(A6)    ;put Rear pointer in save loc
037C 08AE 0001 0057 1188*         BCLR    @EMPT_CB, CB_FLAGS+1(A6) ;show not empty
0382 60D4      1189*         BRA     STRTYMIT      ;make sure will send character
1190* ;
1191* ; GetCtl - get a character from the control character buffer
1192* ;   Exit  : (D3) = character to from control char buffer
1193* ;           interrupts disabled
1194* ; Assumption : The control buffer should never get full.
1195* ;
0384 204E 004E 1196* GetCtl  MOVEA.L  CB_FRONT(A6), A0     ;A0 = Front pointer
0388 1418      1197*         MOVE.B   (A0)+, D3      ;get char from buifer and inc ptr
038A 2D48 004E 1198*         MOVE.L   A0, CB_FRONT(A6)    ;put front pointer in save loc
1199* ;
038E 222E 0052 1200*         MOVE.L  CB_REAR(A6), D1     ;D1 = Rear pointer
0392 B288      1201*         CMP.L   A0, D1          ;Front = Rear?
0394 6204      1202*         BHI.S   GCLexit        ;no, still more chars in buffer
1203*         ;yes, buffer empty
0396 4100 FE0C 1204*         BSR     INITCTLB      ;init control buffer to empty
1205* ;
039A 4E75      1206* GCLexit  RTS

```



```

1200* ;
1209* ; DCOMINT - DataCom interrupt routine for XMIT/RCV interrupts.
1210* ;
1211* ; CRITICAL: if an interrupt occurs, then both the receive buffer full and the xmit
1212* ; buffer empty could be true simultaneously, so we must test both.
1213* ;         However, only once thru the test then rta
1214* ;         Currently the priority is reads then writes
1215* ;
1216* ; Entry for Port 0 interrupt
1217* ;
039C 48E7 FFFE 1218* DCOMINT  MOVEM.L  D0-A6,-(SP)      ;SAVE ALL REGISTERS
03A0 4DFA 048C+ 1219*      LEA      Port0Data, A6      ;Address of Port 0 data
03A4 363A 0B42+ 1220*      MOVE.W  UnitP0, D4          ;Port 0 unit number
03A8 400C      1221*      BRA.S   DCI0own
1222* ;
1223* ; Entry for Port 1 interrupt
1224* ;
03AA 48E7 FFFE 1225* DCOMINT  MOVEM.L  D0-A6,-(SP)      ;SAVE ALL REGISTERS
03AE 4DFA 00DA+ 1226*      LEA      Port1Data, A6      ;Address of Port 1 data
03B2 363A 0B36+ 1227*      MOVE.W  UnitP1, D4          ;Port 1 unit number
1228* ;
1229* ; begin of Common port interrupt code
1230* ;
03B4 6100 F030 1231* DCI0own  BSR      GETBASE      ;get UART base address
03BA 1E3D 0003 1232*      MOVE.B  STATR(A5),D7      ;GET STATUS OF UART
1233* ;
1234* ; If Receive interrupt then see if should process character.
1235* ;
03BE 0807 0003 1236* DCIrcv  BTST     @S_RCVF, D7      ;TEST FOR RECEIVE BUFFER FULL
03C2 4702      1237*      BOFF.S  DCIrcv          ;isn't, try Xmit buffer empty
03C4 6110      1238*      BSR.S   PRcvChar        ;yes, process receive character
1239* ;
1240* ; Not Receive, if Transmit interrupt then see if can send character
1241* ;         NOTE: THIS TESTS D7 WHICH ALLOWS US TO COME THRU HERE AFTER A READ CHECK DONE
1242* ;
03C6 0807 0004 1243* DCIrcv  BTST     @S_WRTZ,D7      ;XMIT BUFFER EMPTY?
03CA 4704      1244*      BOFF.S  DCIrcv          ;NO, UNKNOWN INTERRUPT - EXIT
03CC 6100 0100 1245* DCIPIE  BSR      PRXMIT          ;YES, PROCESS XMIT
03D0 4CDF 7FFF 1246* DCIrcv  MOVEM.L  (SP)+,D0-A6      ;EXIT-RESTORE REGISTERS
03D4 4E73      1247*      RTE                    ;EXIT INTERRUPT

```

```

1249* ; PRcvChar - process received character
1250* ;     Entry : D7 = status register
1251* ;           D4 = unit number
1252* ;           A5 = UART Base address
1253* ;           A6 = port's data area address
1254* ;
03D4 162D 0001 1255* PRcvChar  MOVE.B  DATAREG(A5), D3      ;GET CHAR/CLEARs INTERRUPT
1256* ;           BCLR  0BITD7,D3      ;don't so can send 8 bit characters
1257* ;
1258* ; check for any errors with receive
1259* ;
03DA 1007 1260*           MOVE.B  D7, D0      ;get status register
03DC 0200 0007 1261*           ANDI.B  08_ErrBits, D0    ;remove all but error bits
03E0 662E 1262*           BNE.S  PRCError    ;have an error
1263* ;
1264* ; is this a control char and (protocols enabled) and (NOT Line type)
1265* ; if yes then process com control char
1266* ;
03E2 082E 0000 0012 1267*           BTST  0PROT_P2, BF_PROF(A6)  ; SEE IF ANY PROTOCOLS AT ALL--CHECK HI BYT
03E8 4712 1268*           BOFF.S  PRCnoctl    ; No protocol enabled, see if can put in bu
1269* ;
03EA 082E 0000 0013 1269*           BTST  0Line, BF_PROF+1(A6)  ; is it a Line protocol?
03F0 660A 1270*           BOM.S  PRCnoctl    ; Yes
03F2 0C03 0020 1271*           CMPI.B  #' ', D3          ; is it a control character?
03F6 6404 1272*           BCC.S  PRCnoctl    ; No, not in range 0 - 11F
03F8 6124 1273*           BSR.S  PDCcontl    ; Yes, process a possible DC control char
03FA 6722 1274*           BEQ.S  PRCexit    ; returns zero if processed a ctl char
1275* ;
1276* ; check to see if input disabled or buffer full
1277* ;
03FC 082E 0000 0033 1276* PRCnoctl BTST  0FULL_R2, RB_FLG2+1(A6)  ; is it Full?
0402 6614 1277*           BOM.S  PRCistdt    ; Lost data error
0404 082E 0003 0031 1280*           BTST  0INPE_R1, RB_FLG1+1(A6)  ; is input disabled?
040A 660C 1281*           BOM.S  PRCistdt
1282* ;
1283* ; put char in buffer
1284* ;
040C 4000 005E 1285*           BRA  PutChrBf
1286* ;
1287* ; receive errors
1288* ;
0410 082E 0001 0031 1289* PRCError BSET  0ERR_R1, RB_FLG1+1(A6)  ;UART error
0414 6004 1290*           BRA.S  PRCexit
0418 082E 0002 0033 1291* PRCistdt BSET  0LOST_R2, RB_FLG2+1(A6)  ;Lost data error
041E 4E75 1292* PRCexit RTS

```

```

1294* ;
1295* ; PDCcont1 - check for Data Com control characters - ENQ, ETX, ACK, XON, and XOFF.
1296* ;
1297* ;   Entry : A6 = address of port's data area
1298* ;           D3 = character
1299* ;   Exit  : (NE) = char not one of the control characters
1300* ;           (EQ) = char was one of the control characters
1301* ;
0420 082E 0001 0013 1302* PDCcont1 BTST  @XONXOFF, WB_FLAG+1(A6) ; is it XON/XOFF protocol?
0426 662E          1303*          BDN.S  PDCLchkx ; yes, chk for those chars
1304* ;
1305* ; is either ENQ/ACK or ETX/ACK both work the same way
1306* ;
0428 0C03 0004 1307*          CMPI.B @ACK, D3 ; is it an ACK?
042C 471C          1308*          BEQ.S  PDCLack ;yes, write is not busy now
042E 0C03 0005 1309*          CMPI.B @ENQ, D3 ; is it an ENQ?
0432 4704          1310*          BEQ.S  PDCLenq ;yes, see if read should go busy
0434 0C03 0003 1311*          CMPI.B @ETX, D3 ; is it an ETX?
0438 6630          1312*          BNE.S  PDCLexit ;no, not a control character
1313* ;
1314* ; PROCESS an ENQ or ETX - send ACK if read not busy
1315* ;
043A 082E 0000 0031 1316* PDCLenq BTST  @BUSY_R1, WB_FLAG+1(A6) ; is read busy?
0440 6626          1317*          BDN.S  PDCLdidit ;yes, send ACK when clear Busy
0442 7004          1318*          MOVEQ  @ACK, D0 ;no, then send ACK to other side
0444 6100 FF2C          1319* PDCLsend BSR   PutCtl
0448 601E          1320*          BRA.S  PDCLdidit
1321* ;
1322* ; PROCESS an ACK and a XON - clear write busy
1323* ;
044A          1324* PDCLson
044A 08AE 0000 0015 1325* PDCLack BCLR  @BUSY_W1, WB_FLAG+1(A6)
0450 6100 FF04          1326*          BSR   STARTIMIT ;start sending again
0454 6012          1327*          BRA.S  PDCLdidit
1328* ;
1329* ; Check for a XON or a XOFF
1330* ;
0456 0C03 0011 1331* PDCLchkx CMPI.B @XON, D3 ; is it an XON?
045A 47EE          1332*          BEQ.S  PDCLson ;yes, write is not busy now
045C 0C03 0013 1333*          CMPI.B @XOFF, D3 ; is it an XOFF?
0460 6608          1334*          BNE.S  PDCLexit ;no, not a control character
1335* ;
1336* ; PROCESS a XOFF character - set write busy
1337* ;
0462 082E 0000 0015 1338* PDCLxoff BSET  @BUSY_W1, WB_FLAG+1(A6)
1339* ;
0468 4283          1340* PDCLdidit CLR.L  D3 ;show processed
046A 4E75          1341* PDCLexit RTS

```

WIRED

```

1343* ;PutChrBf --PUT A CHARACTER INTO THE READ BUFFER AND RETURN -ADJUST COUNTERS/POINTERS AS REQ
1344* ;          CONING IN D7- CONTAINS STATUS WORD D3 CONTAINS CHARACTER
1345* ;          AS POINTS TO VART
1346* ;
1347* ; BUFFER HAS ENUF SPACE, JUST ADD CHARACTER
1348* ;
044C 206E 0034 1349* PutChrBf MOVEA.L RB_FILLP(A6), A0 ; address where to put character
0470 10C3 1350* MOVE.B D3, (A0)+ ; AUTO ADJUST POINTER
0472 2D48 0034 1351* MOVE.L A0, RB_FILLP(A6) ; RESET THE FILL POINTER RB_FILLP
1352* ;
1353* ; Update buffer variables
1354* ;
0476 224E 003C 1355* MOVE.L RB_BADR(A6), A1 ;A1 = ADDRESS OF BUFFER BEGIN
047A D2EE 0040 1356* ADDA.W RB_SIZE(A6), A1 ;A1 = ADDRESS OF END OF BUFFER
047E B1C9 1357* CMPA.L A1, A0 ;Is Rear pointing beyond buffer?
0480 4304 1358* BLS.S PCBnowrp ;No, don't do wrap around
1359* ; ;Yes, set front = addr 1st byte of buffer
0482 2D6E 003C 0034 1360* MOVE.L RB_BADR(A6), RB_FILLP(A6) ;Save the new Rear pointer in rb_fillp
1361* ;
0488 536E 0042 1362* PCBnowrp SUBO.W #1, RB_FREE(A6) ;SINCE WE put in a CHAR, 1 LESS FREE SPACE
1363* ;
1364* ; see if buffer is full (RB_FREE is an unsigned word)
1365* ;
048C 6604 1366* BNE.S PCBnotfi ;not full, subtract sets or clears ZERO bit
048E 08EE 0000 0033 1367* BSET #FULL_R2, RB_FLG2+1(A6) ; BUFFER full
1368* ;
1369* ; buffer for sure is not empty
1370* ;
0494 08AE 0001 0033 1371* PCBnotfi BCLR #EMPT_R2, RB_FLG2+1(A6) ;RESET EMPTY FLAG ANYHOO
1372* ;
1373* ; if protocols enabled and NOT Line type protocol then check buffer for hi water mark
1374* ;
049A 082E 0000 0012 1375* BTST #PROT_P2, BF_PROF(A6) ; SEE IF ANY PROTOCOLS AT ALL--CHECK HI BYT
1376* ;
04A0 470A 1376* BOFF.S PCBexit ; No protocol enabled, exit
04A2 082E 0000 0013 1377* BTST #Line, BF_PROF+1(A6) ; is it a Line protocol?
04A8 4602 1378* BON.S PCBexit ; Yes, exit
04AA 4102 1379* BSR.S ChkRcvBusy ; check for receive busy state
1380* ;
04AC 4E75 1381* PCBexit RTS

```

```

1383* ;
1384* ; ChkRcvBusy - check for receive busy
1385*
1386* ; is size of buffer now at or above high water mark
1387* ;
04AE 332E 0040 1388* ChkRcvBusy MOVE.W RB_SIZE(A6), D1 ;BUFFER SIZE (ADDRESS OF)
04B2 924E 0042 1389* SUB.W RB_FREE(A6), D1 ;D1 = number of chars in buffer
04B6 B24E 004A 1390* CMP.W RB_HIVA(A6), D1 ; at or above hi water mark?
04BA 4402 1391* BCC.S GoRcvBusy ; Yes, goto busy state
04BC 4E75 1392* CRBTexit RTS ;No, then exit
1393* ;
1394* ; GoRcvBusy - goto the Receive busy state
1395* ; assumes interrupts are turned off
1396* ;
04BE 08EE 0000 0031 1397* GoRcvBusy BSET #BUSY_R1, RB_FLG1+1(A6) ;set busy state
04C4 460E 1398* BDN.S CRBSexit ; already busy so dont send char, exit
04C6 082E 0001 0013 1399* BTST #IONIOFF, BF_PROP+1(A6) ;send byte to other side saying not busy
04CC 6706 1400* BOFF.S CRBSexit ;only if ION/IOFF protocol
04CE 7013 1401* MOVEQ #IOFF, D0 ;send IOFF
04D0 6100 FEA0 1402* BSR PulCtrl ;put in control char buffer
04D4 4E75 1403* CRBSexit RTS ;if ETE/ACK or END/ACK nothing else to do

```

```

1405* ; PRXMIT - process transmission interrupt
1406* ; Just send the next character if possible
1407* ;
1408* ; ENTRY : (A5) = UART Base address
1409* ; (A6) = address of port's data area
1410* ; (D4) = unit number
1411* ; (D7) = status byte from UART
1412* ;
04D6 082E 0001 0057 1413* PRXMIT BTST #EMPTY_CB, CB_FLAGS+1(A6) ;control char available?
04DC 671E 1414* BOFF.S PRXgetctl ;yes, send it out next
1415*
1416* ; if NOT Busy or Buffer not empty send out next character
1417* ;
04DE 082E 0000 0015 1418* BTST #BUSY_W1, WB_FLG1+1(A6) ;Busy?
04E4 660C 1419* BOM.S PRXoff ;yes, turn off smit int
04E6 082E 0001 0017 1420* BTST #EMPTY_W2, WB_FLG2+1(A6) ;buffer empty?
04EC 670A 1421* BOFF.S PRXsend ;NO, send next char
1422*
1423* ; check for an Alternate buffer available
1424* ;
04EE 6100 007C 1425* BSR wChkAltBf
1426*
1427* ; turn off smit ints
1428* ;
04F2 6100 FE60 1429* PRXoff BSR STOPPRXMIT
04F6 6004 1430* BRA.S PRXexit
1431*
1432* ; get next character in buffer and send out
1433* ;
04F8 6110 1434* PRXsend BSR.S SendNext
04FA 6002 1435* BNA.S PRXexit
1436*
1437* ; get next control character and send it out
1438* ;
04FC 6102 1439* PRXgetctl BSR.S SendCtl
1440* ;
04FE 4E75 1441* PRXexit RTS

```

```
1443* ;
1444* ; SendCtl - send next control character from control character buffer
1445* ; ENTRY (A5) = UART Base address
1446* ; (A6) = address of port's data area
1447* ; (D4) = unit number
1448* ;
0500 4100 FE02 1447* SendCtl BSR GetCtl ,Get char and update ptrs
0504 1B43 0001 1450* MOVE.B D3, DATAREG(A5) , PUSH CHARACTER OUT
0508 4E75 1451* RTS
```

```

1453* ; SendNext - Put next character in write buffer in UART transmit bufer.
1454* ;      ENTRY : (A5) = UART Base address
1455* ;              (A6) = address of port's data area
1456* ;              (D4) = unit number
1457* ;
050A 206E 001C 1458* SendNext MOVE.L WB_EMPTY(A6), A0 ;A0 => EMPTYING POSITION OF RD BUFFER
050E 1B50 0001 1459* MOVE.B (A0)+, DATAREG(A5) ; send out the next character
0512 2D40 001C 1460* MOVE.L A0, WB_EMPTY(A6) ;Save the new Front pointer in rb_empty
1461* ;
1462* ; Update buffer variables
1463* ;
0514 224E 0020 1464* MOVE.L WB_BADR(A6), A1 ;A1 = ADDRESS OF BUFFER BEGIN
051A 02EE 0024 1465* ADDA.W WB_SIZE(A6), A1 ;A1 = ADDRESS OF END OF BUFFER
051E 81C9 1466* CMPA.L A1, A0 ;Is Front pointing beyond buffer?
0520 4304 1467* BLS.S SNXknowrp ;No, don't do wrap around
1468* ;
0522 2D6E 0020 001C 1469* MOVE.L WB_BADR(A6), WB_EMPTY(A6) ;Save the new Front pointer in wb_empty
1470* ;
0528 524E 0024 1471* SNXknowrp ADDQ.W #1, WB_FREE(A6) ;SINCE WE GOT CHAR, ONE MORE FREE SPACE
052C 08AE 0000 0017 1472* BCLR #FULL_W2, WB_FLG2+1(A6) ;always not full
1473* ;
1474* ; see if buffer is empty
1475* ;
0532 322E 0024 1476* MOVE.W WB_FREE(A6), D1
0536 824E 0024 1477* CMP.W WB_SIZE(A6), D1 ; # OF FREE LOCATIONS - BUFFER SIZE
053A 450A 1478* BCS.S SNXnotmt ; not empty if free < size
053C 4220 1479* BHI.S SNXserr ; size error *BUG if happens* (free > size)
1480* ;
053E 08EE 0001 0017 1481* BSET #EMPT_W2, WB_FLG2+1(A6) ; BUFFER empty/turn off int next occurrence i
n PERMIT
0544 4124 1482* BSR.S WChkAltBf ; see if should switch to an Alternate buffe
r
1483* ;
1484* ; if Protocols enabled and either ENQ/ACK or ETX/ACK then check
1485* ; if should send an ENQ or ETX
1486* ;
0544 41EE 0012 1487* SNXnotmt LEA BF_PROF(A6), A0
054A 0010 0000 1488* BTST #PROT_P2, (A0)+ ;protocol enabled?
054E 471A 1489* BOFF.S SNXexit ;no, exit
0550 0010 0002 1490* BTST #ENQACK, (A0) ;ENQ/ACK protocol?
0554 4404 1491* BOM.S SNXont ;yes, see if should send an ENQ
0556 0010 0007 1492* BTST #ETXACK, (A0) ;ETX/ACK protocol?
055A 470E 1493* BOFF.S SNXexit ;no, exit
055C 4030 1494* SNXont BRA.S CntChars ;check if time to send ENQ or ETX
1495* ;
1496* ; Size error - set Error flag and split
1497* ;
055E 00EE 0001 0015 1498* SNXserr BSET #ERR_W1, WB_FLG1+1(A6) ;show size error
0564 00EE 0001 0017 1499* BSET #EMPT_W2, WB_FLG2+1(A6) ; mark BUFFER empty
056A 4E73 1500* SNXexit RTS

```



```

1502* ;
1503* ; WCHKAIT# - check if alternate buffer switch on write buffer
1504* ;      Xmit input is automatically disabled when user calls unitstatus
1505* ;      to switch buffers.
1506* ;
1507* ;      Entry : A6 = address of port's data area
1508* ;      interrupts disabled
1509* ;
056C 082E 0001 0017 1510* WCHKAIT# BTST      #EMPTY_W2, WB_FLG2+1(A6) ;is buffer empty?
0572 6720          1511*      BOFF.B   wCABexit ;no, can't switch
0574 45EE 0015     1512*      LEA      WB_FLG1+1(A6), A2 ;A2 = address of write buffer (lags 1
0578 0892 0002     1513*      BCLR    #ACTWF_W1, (A2) ;is an alternate buffer available?
057C 6716          1514*      BOFF.B   wCABexit ;no, nothing to switch
1515* ;
1516* ; Switch buffers by making the Alternate buffer the main buffer
1517* ;
057E 206E 0028     1518*      MOVE.L  WB_ABADR(A6), A0 ;get new buffer address
0582 302E 002C     1519*      MOVE.W  WB_ABIZE(A6), D0 ;and length
0586 6100 0464     1520*      BSR     SetupWB ;switch buffer in table (doesn't use A2)
1521* ;
1522* ; if user is NOT controlling the Xmit input disable bit then enable
1523* ;
058A 0812 0007     1524*      BTST    #INPC_W1, (A2) ;is user controlling input disable?
058E 6404          1525*      B0N.B   wCABexit ;user is controlling, exit
0590 0892 0005     1526*      BCLR    #INPE_W1, (A2) ;no, enable input to buffer from user
1527* ;
0594 4E75          1528* wCABexit RTS

```

```

1530* ;
1531* ; CntChars - see if sent enough characters to send out an ENQ or ETX
1532* ;
1533* ; Entry : A6 = address of port's data area
1534* ; (A5) = UART Base address
1535* ; (D4) = unit number
1536* ; Protocol is either ENQ/ACK or ETX/ACK
1537* ;
0594 526E 001E 1538* CntChars ADDG.W #1, WB_BENQ(A6) ;add 1 to char count between ctl chars
059A 302E 000E 1539* MOVE.W BF_BTWNEA(A6), D0 ;get max allowed between
059E 806E 001E 1540* CMP.W WB_BENQ(A6), D0 ;did send max?
05A2 421A 1541* BHI.S CNTexit ;no, then exit
1542*
1543* ; set max chars between last ENQ or ETX, send another and go busy until receive ACK
1544* ;
05A4 7005 1545* MOVEQ #ENQ, D0 ;assume send an ENQ
05A6 082E 0002 0013 1546* BTST #ENQACK, BE_PROF+1(A6) ;ENQ/ACK protocol?
05AC 6602 1547* BGN.S CNTenq ;yes
05AE 7003 1548* MOVEQ #ETX, D0 ;is ETX/ACK protocol, send an ETX
05B0 4100 FDC0 1549* CNTenq BSR PutCtl ;put char in control char buffer
05B4 426E 002E 1550* CLR.W WB_BENQ(A6) ;clear in between count
05B8 08EE 0000 0015 1551* BSET #BUSY_W1, WB_FLG1+1(A6) ;go write busy
05BE 4E75 1552* CNTexit RTS

```

```

1554* ;
1555* ; DCTLINT - Data Com Control interrupt service routine.
1556* ;
1557* ; Makes check for both Ports.
1558* ; Calls the routine at address saved in SETVECS routine during install.
1559* ; Assumes it will clear the interrupt, toggle IOX. The last routine in the
1560* ; chain should be the OS Level 1 routine which does turn off the interrupt.
1561* ;
1562* ; Ignores the interrupt if wasn't a DataCom Control interrupt,
1563* ; therefore an Apple slot interrupt, or if NOT Line type
1564* ; handshake method.
1565* ;
05C8 48E7 FFFE 1566* DCTLINT  MOVEM.L  D0-A6, -(SP)          ;SAVE REGISTERS
05C4 4DFA 0468+ 1567*      LEA      Port0Data, A6          ;do for Port 0 first
05C8 383A 091E+ 1568*      MOVE.W  UnitP0, D4          ;unit number of Port 0
05CC 4114      1569*      BSR.S   ChkLines
05CE 4DFA 048A+ 1570*      LEA      Port1Data, A6          ;do for Port 1 first
05D2 383A 0916+ 1571*      MOVE.W  UnitP1, D4          ;unit number of Port 1
05D6 410A      1572*      BSR.S   ChkLines
1573*
1574* ; exit by restoring registers and then going to routine at saved address
1575* ;
05D8 4CDF 7FFF 1576*      MOVEM.L  (SP)+, D0-A6          ;EXIT-RESTORE REGISTERS
05DC 2F3A 090E+ 1577*      MOVE.L   SaveLvli, -(SP)        ;take interrupt start
05E0 4E75      1578*      RTS

```

```

1580* ;
1581* ; ChkLines - see if change in lines for the port$specified by A6 and D4
1582* ;
1583* ; Entry : D4 = unit number for the current port
1584* ; A6 = address of data area for the current port
1585* ;
05E2 4204 1586* ChkLines CLR.L D4 ;for disabling interrupts
05E4 6100 FB2A 1587* BSR GETBASE ;setup UART base reg (A5) *2/9/83*
1588* ;
1589* ; See if any protocols at all and if so if any are line prots
1590* ;
05E0 082E 0000 0012 1591* BTST @PROT_P2, BF_PROP(A6)
05E4 6730 1592* BOFF.B CLNexit ;NO PROTOCOLS--GET OUT
1593* ;
1594* ; If (type of handshake () Line) then exit
1595* ;
05F0 082E 0000 0013 1596* BTST @LINE, BF_PROP+1(A6)
05F4 6720 1597* BOFF.B CLNexit ;NOT LINE HANDSHAKE, EXIT
1598* ;
1599* ; Determine which Line is used as Busy line Port A
1600* ;
05F0 6120 1601* BSR.B FINDLIN ;NEEDS D4 = Unit number of current port
1602* ; returns bit number to check in D5
1603* ;
1604* ;set or clear Busy depending on state of line and whether it's Busy inverted or not
1605* ;
05FA 142E 0015 1606* MOVE.B WB_FLG1+1(A6), D3 ;SAVE BUSY FLAG
05FE 6100 FA94 1607* BSR DISINTS ;DISABLE INTS
0602 08EE 0000 0015 1608* BSET @BUSY_W1, WB_FLG1+1(A6) ;ASSUME LINE IS BUSY = TRUE
0600 6134 1609* BSR.B TSTLINE ;TEST LINE & INVERTED FLAG (clobbers D1 & D
2)
060A 6610 1610* BNE.S CLNenb1 ;IS BUSY
060C 08AE 0000 0015 1611* BCLR @BUSY_W1, WB_FLG1+1(A6) ;not busy
1612* ;
1613* ; if wasn't Busy before then start up transmission process
1614* ;
0612 0803 0000 1615* BTST @BUSY_W1,D3 ;TEST SAVED BUSY STATE
0614 6704 1616* BOFF.B CLNenb1 ;WASN'T BUSY
0610 6100 FD3E 1617* BSR STRTIMIT ;START IMIT IF BUFFER NOT EMPTY
1618* ;
1619* ; enable interrupts
1620* ;
061C 6100 FA9E 1621* CLNenb1 BSR ENGINTS
1622* ;
0620 4E75 1623* CLNexit RTS

```

```

1625* ;
1626* ; changed function to return value in DS *1-12-83 kb*
1627* ; FINDLIN - Find which Line is used for Handshaking in Port A
1628* ; ENTRY : (D4) = unit number
1629* ;          is a Line type protocol.
1630* ; EXIT : (D5) = Bit # in Port A specifying line used for Busy
1631* ;
0622 7A01 1632* FINDLIN  MOVED  #1,D5          ;BIT NUMBER IN PORT A CORRESPONDING TO
0624 72D3 1633*        MOVED  #CTLIN,D1        ;FLAG BIT NUMBER
1634* ;
1635* ; Assumes that it will always find a line flag set
1636* ;
0626 032E 0013 1637* FLNLOOK  BTST   D1, BF_PROF+1(A6)    ;IS BIT SET? *1-12-83 kb*
062A 46DA 1638*        BOM.S  FLNGOT          ;YES, D3 PORT A BIT FOR DC 0
062C 5405 1639*        ADDQ.B #2,D5
062E 5201 1640*        ADDQ.B #1,D1          ;TRY NEXT BIT FLAG
0630 0C01 0006 1641*        CMPI.B #DCDLIN+1, D1    ;DID LAST FLAG
0634 66F0 1642*        BNE.S  FLNLOOK          ;NO
1643* ;
1644* ; if (Port 1 is unit number) then bit# := bit# + 1 - DC 1 bits in Port A are next bit up
1645* ;
0636 B07A 0000* 1646* FLNGOT  CMP.W  Unit(P0, D4        ;is it Port 0?
063A 4702 1647*        BEQ.S  FLNEXIT          ;yes, then exit
063C 5205 1648*        ADDQ.B #1,D5          ;no, then Port 1 and add 1 to bit number
063E 4E75 1649*        FLNEXIT  RTS
1650* ;
-      -      -      -      -      -
1651* ; changed function to receive bit number parameter in DS *1-12-83 kb*
1652* ; TSTLINE - test Port A line used for Busy and the inverted flag to show if
1653* ; Busy or NOT Busy.
1654* ; ENTRY : (D5) = bit number in Port A of Line used by Busy
1655* ; EXIT : (NE) = Busy - D2 = $FF
1656* ;        (EQ) = NOT Busy - D2 = $00
1657* ;
0640 0B39 0003 0F7F 1658* TSTLINE  BTST   D5, MHIRA.L    ;Create Line Boolean
0644 56C1 1659*        SNE    D1
0648 002E 0006 0013 1660*        BTST   #INVBUSY, BF_PROF+1(A6) ;Create Inverted Boolean
064E 56C2 1661*        SNE    D2
0650 8302 1662*        EOR.B  D1,D2          ;IF RESULT IS $FF THEN BUST
0652 4E75 1663*        RTS

```

```

1665* ; CONCLR - UNITCLEAR
1666* ; Initialize Buffers to empty. Initialize Communications control
1667* ; variables. Initialize UART from Printer Control Table.
1668* ;
0654 6100 FA40 1669* CONCLR BSR DISINTS ;DISABLE INTERRUPTS
0658 6100 FA0A 1670* BSR SETUART ;INIT UART FROM CONSTANTS & TABLE
065C 6100 1671* BSR.S InitBufs ;initialise read and write buffers to empty
065E 6158 1672* BSR.S CtrBusy ;clear busy flags
0660 6100 FASA 1673* BSR ENBINTS ;ENABLE INTERRUPTS
0664 4E75 1674* RTS
1675* ;
1676* ; InitBufs - initialize read, write and control buffers to empty
1677* ; enable out and in bound on both buffers, remove all buffers
1678* ; Exit : (D0) = old busy flag for read buffer
1679* ; (D1) = old busy flag for write buffer
1680* ;
0666 2D6E 003C 0034 1681* InitBufs MOVE.L RB_BADR(A6), RB_FILLP(A6) ;initialize front and
066C 2D6E 003C 0038 1682* MOVE.L RB_BADR(A6), RB_EMPTY(A6) ; rear pointers
0672 3D6E 0040 0042 1683* MOVE.W RB_SIZE(A6), RB_FREE(A6) ;show count as all free
0678 426E 0032 1684* CLR.W RB_FLG2(A6) ; reset AutoLf, send LF, Full and Lost
067C 08EE 0001 0033 1685* BSET #EMPT_R2, RB_FLG2+1(A6) ; BUFFER IS EMPTY
0682 302E 0030 1686* MOVE.W RB_FLG1(A6), D0 ;GET old busy flag
0686 426E 0030 1687* CLR.W RB_FLG1(A6) ;reset all flags
1688* ;
068A 2D6E 0020 0018 1689* MOVE.L WB_BADR(A6), WB_FILLP(A6) ;initialise front and
0690 2D6E 0020 001C 1690* MOVE.L WB_BADR(A6), WB_EMPTY(A6) ; rear pointers
0696 3D6E 0014 0026 1691* MOVE.W WB_SIZE(A6), WB_FREE(A6) ;show count as all free
069C 426E 0016 1692* CLR.W WB_FLG2(A6) ; reset send LF, Full and Lost
06A0 08EE 0004 0017 1693* BSET #AULF_W2, WB_FLG2+1(A6) ; DO AUTO LF and *tb 1/5/83*
06A6 08EE 0001 0017 1694* BSET #EMPT_W1, WB_FLG2+1(A6) ; BUFFER IS EMPTY
06AC 322E 0014 1695* MOVE.W WB_FLG1(A6), D1 ;GET old busy flag
06B0 426E 0014 1696* CLR.W WB_FLG1(A6) ;reset all flags
1697* ;
06B4 6000 FAEF 1698* BRA INITCTLB ;init ctl char buffer
1699* ;
1700* ; CtrBusy - if Read buffer was busy then send out NOT busy state
1701* ; ignore write busy for now
1702* ;
1703* ; Entry : (D0) = old busy flag for read buffer
1704* ; (D1) = old busy flag for write buffer
1705* ;
06B8 0800 0000 1706* CtrBusy BTST #BUSY_R1, D0
06BC 6704 1707* BOFF.S CBSExit ;may have to check if have
06BE 6100 FBEE 1708* BSR CoUnBusy ;protocols and not line type
06C2 4E75 1709* CBSExit RTS

```

```

1711* ;
1712* ; COMBSY - UNITBUSY
1713* ; PASCAL BOOLEAN TRUE RETURNED IN D0 IF THERE ARE ANY CHARACTERS IN READ BUFFER
1714* ;
06C4 1715* COMBSY
06C4 082E 0001 0033 1716* BTST @EMPTY_B2, RB_FLG2+1(A4)
06CA 57C0 1717* SEQ D0 ;IF BIT NOT SET THEN = 0; CHARACTERS EXIST
DO =111111
06CC 0200 0001 1718* AND1.B @TRUE,D0 ;CONVERT FROM BOOLEAN TO PASCAL BOOLEAN-
06DB 4E75 1719* RTS
1720* ;
1721* ; CONUNMT - UNITUNMOUNT
1722* ; Turnoff interrupt capabilities of COMM driver.
1723* ; Restore vectors.
1724* ;
06D2 6100 F9C2 1725* CONUNMT BSR DISIMTS ;DISABLE INTERRUPTS
1726* ;
06D4 6100 FA30 1727* BSR GETBASE ;GET UART BASE
06DA 1B7C 0002 0005 1728* MOVE.B @TURNOFF,CHDREG1(A5) ;TURNOFF UART
1729* ;
1730* ; have vectors point to a RTE instruction
1731* ;
06E0 41F0 0070 1732* LEA VEC4.W, A0 ;assume it is Port 0
06E4 43F0 0068 1733* LEA VEC3.W, A1
06E8 45FA 001A+ 1734* LEA THREE, A2 ;address of the RTE instruction
06EC B07A 07FA+ 1735* CMP.W UnitPB, D4 ;is it Port 0?
06F0 4702 1736* BEQ.B CUM:=P0 ;yes, change level 4
06F2 C340 1737* EIC A0, A1 ;no, change level 2
06E4 208A 1738* CUM:=P0 MOVE.L A2, (A0) ;set vector to point at RTE
1739* ;
1740* ; if both vectors point at RTE then set level 1 to saved address
1741* ;
06F4 B300 1742* CMPN.L (A0)+, (A1)+ ;must do post inc.
06F8 4606 1743* BNE.S CUMdiff ;different so not both RTE
06FA 21FA 07F0+ 0064 1744* MOVE.L SaveLvl, VEC1.W ;restore from saved area
1745* ;
1746* ; Restore Interrupts
1747* ;
0700 4000 F9BA 1748* CUMdiff BRA ENMBITS
1749* ;
1750* ; THE RTE INSTRUCTION
1751* ;
0704 4E73 1752* THREE RTE

```

```

1754* ;
1755* ; CONST - UNITSTATUS
1756* ; call the Table change or buffer free Functions
1757* ;
0706 0C42 0014 1758* CONST      CMPI.W  @TBLSTATE,D2      ;VALID FUNCTION CODE
070A 4210          1759*      BHI.B   CSTERR              ;NO
070C 3013          1760*      MOVE.W  (A3),D0           ;GET PARAMETER
070E 43FA 0010+  1761*      LEA    CSTTBL,A1          ;TURN THE FUNCTION CODE INTO
0712 E34A          1762*      LSL.W   @1,D2              ;AN INDEX TO THE FUNCTION
0714 3431 2000    1763*      MOVE.W  0(A1,D2.W),D2
0718 4EF1 2000    1764*      JMP     0(A1,D2.W)          ;DO FUNCTION
1765* ;
1766* ; Invalid Function Code Error
1767* ;
071C 7E30          1768* CSTERR      MOVEQ   @INVFNCD,D7
071E 4E75          1769*      RTS
1770* ;
1771* ; THE COM DRIVER STATUS JUMP TABLE
1772* ;
1773* ; functions compatible with old printer driver
1774* ;
0720 002E          1775* CSTTBL      DATA.W  STWBUF-CSTTBL      ;WRITE BUFFER FREE SPACE
0722 0040          1776*      DATA.W  STBAUD-CSTTBL      ;SET BAUD RATE
0724 0050          1777*      DATA.W  STPRITY-CSTTBL     ;SET PARITY
0726 0030          1778*      DATA.W  STRBUF-CSTTBL      ;READ BUFFER FREE SPACE
0728 0060          1779*      DATA.W  STWRDSZ-CSTTBL     ;SET WORD SIZE
072A 007E          1780*      DATA.W  STHANDSK-CSTTBL    ;SET HANDSHAKE METHOD
072C 0144          1781*      DATA.W  STBFSTS-CSTTBL     ;TELL BUFFER CONTROL STATUS
1782* ;
1783* ; new functions
1784* ;
073E 00D3          1785*      DATA.W  STRDSTS-CSTTBL     ;TELL READ STATUS
0730 0123          1786*      DATA.W  STWTSTS-CSTTBL     ;TELL WRITE STATUS
0732 00B0          1787*      DATA.W  STRDHI-CSTTBL     ;SET READ BUFFER HI WATER MARK
0734 00BE          1788*      DATA.W  STRDLO-CSTTBL     ;SET READ BUFFER LOW WATER MARK
0736 01B0          1789*      DATA.W  STOUTRD-CSTTBL    ;TOGGLE OUTBOUND READ
0738 01C0          1790*      DATA.W  STINRD-CSTTBL    ;TOGGLE INBOUND READ
073A 01D6          1791*      DATA.W  STOUTWT-CSTTBL    ;TOGGLE OUTBOUND WRITE
073C 01F2          1792*      DATA.W  STINWT-CSTTBL    ;TOGGLE INBOUND WRITE
073E 0233          1793*      DATA.W  BVBCHR-CSTTBL     ;TELL #CHARS IN WRITE BUFFER
0740 023E          1794*      DATA.W  BRBCHR-CSTTBL     ;TELL #CHARS IN READ BUFFER
0742 00C4          1795*      DATA.W  STATOLF-CSTTBL     ;TOGGLE auto LineFeed flag
0744 00CC          1796*      DATA.W  STBENO-CSTTBL     ;SET number of chars between ENQ's
0746 024A          1797*      DATA.W  STRDALTF-CSTTBL    ;SET Read Alternate buffer
0748 0292          1798*      DATA.W  STWTALTF-CSTTBL    ;SET Write Alternate bufferen ENQ's

```



```

074A 6000 F94A      1000* STCallDis  BRA      DISINTS          ;DISABLE INTERRUPTS
1001* ;
1002* ; STWBUFF - Return to the user the Free space in the write buffer
1003* ;
074E 61FA          1004* STWBUFF  BSR.S   STCallDis          ;DISABLE INTERRUPTS
0750 36AE 0026      1005*          MOVE.W  WB_FREE(A6), (A3)      ;WRITE BUFFER FREE SPACE
0754 6000 F946      1006* STCallEnb  BRA      ENBINTS          ;ENABLE INTERRUPTS
1007* ;
1008* ; STRBUF - Return to the user the Free space in the READ buffer
1009* ;
0758 61F0          1010* STRBUF    BSR.S   STCallDis          ;DISABLE INTERRUPTS
075A 36AE 0042      1011*          MOVE.W  RB_FREE(A6), (A3)      ;WRITE BUFFER FREE SPACE
075E 60F4          1012*          BRA.S   STCallEnb          ;ENABLE INTERRUPTS
1013* ;
1014* ; STBAUD - Set the Baud Rate
1015* ;
0760 0C40 0004      1016* STBAUD    CMPI.W  #MAXBAUD,D0      ;IS IT A VALID PARAMETER
0764 6234          1017*          BHI.S   SETERR            ;NO
1018* ;
0766 41EE 000B      1019*          LEA    BF_RDBD(A6), A0      ;WHERE TO PUT VALUE
076A 43FA 02AC+     1020*          LEA    BAUDCNV,A1          ;CONVERSION ARRAY
076E 601E          1021*          BRA.S   SAVPARM          ;SAVE CONVERTED PARAMETER
1022* ;
1023* ; STPRITY - Set the Parity
1024* ;
0770 0C40 0004      1025* STPRITY    CMPI.W  #MAXPRTY,D0      ;IS IT A VALID PARAMETER
0774 6224          1026*          BHI.S   SETERR            ;NO
1027* ;
0776 41EE 000C      1028*          LEA    BF_PART(A6), A0      ;WHERE TO PUT VALUE
077A 43FA 02A3+     1029*          LEA    PRTYCNV,A1          ;CONVERSION ARRAY
077E 600E          1030*          BRA.S   SAVPARM          ;SAVE CONVERTED PARAMETER
1031* ;
1032* ; STVRDSZ - Set the word size to transmit (7 or 8)
1033* ;
0780 0C40 0001      1034* STVRDSZ    CMPI.W  #MAXVRDS,D0      ;IS IT A VALID PARAMETER
0784 6214          1035*          BHI.S   SETERR            ;NO
1036* ;
0786 41EE 000D      1037*          LEA    BF_VRDS(A6), A0      ;WHERE TO PUT VALUE
078A 1000          1038*          MOVE.B  D0,(A0)              ;PUT IN WORD SIZE VALUE
078C 6004          1039*          BRA.S   RSTUART          ;RESET UART FROM TABLE
1040* ;
1041* ; common code to STBAUDR, STPRITY, STVRDSZ, STDTACOM, & STHNDSK
1042* ;
078E 10B1 0000      1043* SAVPARM    MOVE.B  0(A1,D0.W),(A0)    ;SAVE CONVERTED PARAMETER
1044* ;
0792 6186          1045* RSTUART    BSR.S   STCallDis          ;DISABLE INTERRUPTS
0794 6100 F94E      1046* RSTUARTI   BSR      SETUART          ;SETUP UART FROM TABLE
0798 608A          1047*          BRA.S   STCallEnb          ;ENABLE INTERRUPTS
1048* ;
1049* ; Invalid Parameter error
1050* ;
079A 7E36          1051* SETERR     MOVEQ   #INVPRM,D7
079C 4E75          1052*          RTS

```

```

1854* ;
1855* ; STMNDSK - Set Handshake type. Convert parameter into the flags and put these
1856* ; flag values into the Printer Control Table. Don't need to reset
1857* ; UART.
1858* ;
079E          1859* STMNDSK
079E 0C40 0007 1860* CMPI.W  #MAXHND5, D0 ; IS IT A VALID PARAMETER
07A2 62F6          1861* BHI.S   SETERR ; NO
          1862* ;
07A4 43FA 027E+ 1863* LEA    HND5CNV, A1 ; CONVERSION ARRAY
07A8 1D71 0000 0013 1864* MOVE.B 0(A1, D0.W), BF_PROF+1(A6) ; move new flags into flag byte
          1865*
          1866* ; see if user disabled all protocols
          1867* ;
07AE 08EE 0000 0012 1868* BSET   #PROT_P2, BF_PROF(A6) ; assume have a protocol
07B4 4A2E 0013          1869* TST.B  BF_PROF+1(A6) ; IF zero then no protocols
07B8 6608          1870* BNE.S  SHDchkEA ; see if ETI/ACK or ENQ/ACK
07BA 08AE 0000 0013 1871* BCLR  #PROT_P2, BF_PROF(A6) ; show no protocol
07C0 6014          1872* BRA.S  SHDexit
          1873*
          1874* ;
          1875* ;
07C2 082E 0007 0013 1876* SHDchkEA STST  #ETIACK, BF_PROF+1(A6) ; is it ETI/ACK?
07C8 6608          1877* BOM.S  SHDzero ; yes, zero char count
07CA 082E 0002 0013 1878* STST  #ENQACK, BF_PROF+1(A6) ; is it ENQ/ACK?
07D0 6704          1879* BOPF.S SHDexit ; no, exit
07D2 426E 002E          1880* SHDzero CLR.W  VB_BENQ(A6) ; clr out of chars between ENQ's or ETI's
          1881* ;
07D4 4E75          1882* SHDexit RTS

```

```
1884* ;
1885* ;STRDHI -SET THE READ BUFFER HIGH WATER MARK
1886* ;
07D8 3D53 004A 1887* STRDHI   MOVE.W   (A3), RB_HIWA(A6)
07DC 4E75      1888*           RTS
1889* ;
1890* ;STRDLO -SET THE READ BUFFER LOW WATER MARK
1891* ;
07DE 3D53 004C 1892* STRDLO   MOVE.W   (A3), RB_LOWA(A6)
07E2 4E75      1893*           RTS
1894* ;
1895* ; STATLF - toggle the Auto LineFeed flag
1896* ;
07E4 884E 0004 0017 1897* STATOLF   BCHG     @AULF_V1, WB_FLG2+1(A6) ;flip the bit
07EA 4E75      1898*           RTS
1899* ;
1900* ; STRENG - set the number of chars between ENQ's or ETX's
1901* ;
07EC 3D53 000E 1902* STRENG   MOVE.W   (A3), RE_BTWNEA(A6)
07F0 4E75      1903*           RTS
```

```

1905* ; STRDSTS - GET THE READ BUFFER STATUS
1906* ;     ParameterBlock = record
1907* ;         BufferSize      : integer;
1908* ;         FreeSpace       : integer;
1909* ;         HiWater         : integer;
1910* ;         LowWater        : integer;
1911* ;         InputDisabled   : byte;   (true = 1, false = 0)
1912* ;         OutputDisabled : byte;   (true = 1, false = 0)
1913* ;         LostData        : byte;   (true = 1, false = 0)
1914* ;         AltBufferAvail  : byte;   (true = 1, false = 0)
1915* ;         AltBufferAddr   : pointer; (0 if AltBufferAvail false)
1916* ;         AltBufferSize  : integer; (0 if AltBufferAvail false)
1917* ;     end;
1918* ;
07F2 36EE 0040 1919* STRDSTS  MOVE.W  RB_SIZE(A6), (A3)+ ;get buffer size
07F4 36EE 0042 1920*         MOVE.W  RB_FREE(A6), (A3)+ ;get free space byte count
07FA 36EE 004A 1921*         MOVE.W  RB_HIWA(A6), (A3)+ ;get hi water byte count
07FE 36EE 004C 1922*         MOVE.W  RB_LOWA(A6), (A3)+ ;get low water byte count
1923* ;
1924* ; get the flags and make byte Pascal booleans
1925* ;
0002 002E 0005 0031 1926*         BTST    @INPE_R1, RB_FLG1+1(A6) ;is PORT to BUFFER disabled?
0004 412E 1927*         BSR.S  MAKEBOOL
000A 002E 0004 0031 1928*         BTST    @OUTE_R1, RB_FLG1+1(A6) ;is BUFFER to USER disabled?
0010 412E 1929*         BSR.S  MAKEBOOL
0012 00AE 0002 0033 1930*         BCLR    @LOST_R2, RB_FLG2+1(A6) ;has any data been lost?
0010 411E 1931*         BSR.S  MAKEBOOL
1932* ;
1933* ; IF have an Alt buffer then return it's ADDRESS AND SIZE
1934* ;
001A 002E 0002 0031 1935*         BTST    @ALTRF_R1, RB_FLG1+1(A6)
0020 470E 1936*         RORF.S  RDSTnone
0022 14FC 0001 1937*         MOVE.B  @1, (A3)+ ;set Alt buffer boolean
0024 26EE 0044 1938*         MOVE.L  RB_ABADR(A6), (A3)+ ;get Alternate buffer Address
002A 36AE 0040 1939*         MOVE.W  RB_ASIZ(A6), (A3) ;get Alternate buffer size
0032 4006 1940*         BRA.S  RDSTexit
1941* ;
0030 421B 1942* RDSTnone CLR.B  (A3)+ ;no Alternate buffer available
0032 429B 1943*         CLR.L  (A3)+ ;no NIL pointer for address
0034 4253 1944*         CLR.W  (A3) ;and zero bytes size
1945* ;
0034 4E75 1946* RDSTexit RTS
1947* ;
1948* ; MAKEBOOL - make Pascal boolean from zero flag
1949* ;
0030 54C0 1950* MAKEBOOL SNE    D0 ;D0.B = $FF if zero flag clear
003A 0200 0001 1951*         ANDI.B  @TRUE, D0 ;turn to Pascal boolean (1 = true)
003E 14C0 1952*         MOVE.B  D0, (A3)+ ;save in parameter block
0040 4E75 1953*         RTS

```

```

1955* ; STWTSTS - GET THE WRITE BUFFER STATUS
1956* ;     ParameterBlock = record
1957* ;         BufferSize      : integer;
1958* ;         FreeSpace      : integer;
1959* ; FROM BUFFER CNTL TBL -> CharsBtwEMQs : integer;
1960* ;         InputDisabled   : byte;   (true = 1, false = 0)
1961* ;         OutputDisabled  : byte;   (true = 1, false = 0)
1962* ;         AutoLineFeed    : byte;   (true = 1, false = 0)
1963* ;         AltBufferAvail  : byte;   (true = 1, false = 0)
1964* ;         AltBufferAddr   : pointer; (0 if AltBufferAvail false)
1965* ;         AltBufferSize   : integer; (0 if AltBufferAvail false)
1966* ;     end.
1967* ;
0842 36EE 0824 1968* STWTSTS  MOVE.W  VB_SIZE(A6), (A3)+    ;get buffer size
0844 36EE 0826 1969*          MOVE.W  VB_FREE(A6), (A3)+    ;get free space byte count
084A 36EE 000E 1970*          MOVE.W  BF_BTWNEM(A6), (A3)+    ;get maximum number of chars between EMQ's 0
;
1971*
; get the flags and make byte Pascal booleans
1972* ;
1973* ;
084E 082E 0005 0013 1974*          BTST    %INPE_W1, VB_FLG1+1(A6) ;is USER to BUFFER disabled?
0854 41E2 1975*          BSR.S  MAKEBOOL
0856 082E 0004 0015 1976*          BTST    %OUTP_W1, VB_FLG1+1(A6) ;is BUFFER to FORT disabled?
085C 41DA 1977*          BSR.S  MAKEBOOL
085E 082E 0004 0017 1978*          BTST    %AULF_W2, VB_FLG2+1(A6) ;is Auto LineFeed mode on?
0864 61D2 1979*          BSR.S  MAKEBOOL
1980*
1981* ; IF have an Alt buffer then return it's ADDRESS AND SIZE
1982* ;
0866 082E 0002 0015 1983*          BTST    %ALTB_W1, VB_FLG1+1(A6)
086C 670E 1984*          MOVF.S  WTSTnone
086E 16FC 0001 1985*          MOVE.B  01, (A3)+    ;set Alt buffer boolean
0872 16EE 0828 1986*          MOVE.L  VB_ABADR(A6), (A3)+    ;get Alternate buffer Address
0874 36AE 082C 1987*          MOVE.W  VB_ABIZE(A6), (A3)    ;get Alternate buffer size
087A 6806 1988*          BRA.S  WTSTexit
1989*
087C 421B 1990* WTSTnone  CLR.B  (A3)+    ;no Alternate buffer available
087E 429B 1991*          CLR.L  (A3)+    ;no NIL pointer for address
0880 4253 1992*          CLR.W  (A3)    ;and zero bytes size
1993*
0882 4E75 1994* WTSTexit  RTS

```

r ETX's

```

1996* ; STBESTS - Return to the user in the parameter block the state of the Buffer Control Table.
1997* ; ParameterBlock = record
1998* ;     BaudRate : integer; ;(range = 0..4)
1999* ;     Parity : integer; ;(range = 0..4)
2000* ;     DataCom : integer; ;(range = 0..1)
2001* ;     WordSize : integer; ;(range = 0..1)
2002* ;     HandShake : integer; ;(range = 0..9)
2003* ;     end;
2004* ;
0884 4201 2005* STBESTS CLR.L D1 ;MAKE SURE NO GARBAGE IN REGISTER
2006* ;
2007* ; GET BAUD RATE
2008* ;
0886 303C 0006 2009* MOVE.W #MAXBAUD,D0 ;MAX BAUD RATE PARAMETER VALUE
088A 122E 000B 2010* MOVE.B BF_RODD(A6), D1 ;CURRENT TABLE VALUE
088E 41FA 0188+ 2011* LEA BAUDCNV,A0 ;CONVERT TO INTEGER RANGE
0892 412C 2012* BSR.S GETVAL
2013* ;
2014* ; GET PARITY
2015* ;
0894 303C 0004 2016* MOVE.W #MAXPRTY,D0 ;MAX PARITY PARAMETER VALUE
0898 122E 000C 2017* MOVE.B BF_PART(A6), D1 ;CURRENT TABLE VALUE
089C 41FA 0181+ 2018* LEA PRTYCNV,A0 ;CONVERT TO INTEGER RANGE
08A0 411E 2019* BSR.S GETVAL
2020* ;
2021* ; GET DATACOM - BASED ON D4 and the SAVED UNIT NUMBER
2022* ;
08A2 4201 2023* CLR.L D1 ;assume is Port 0
08A4 8B7A 0642+ 2024* CMP.W UnitP0, D4 ;is Port 0?
08A8 4702 2025* BEQ.S SBFSisP0 ;yes
08AA 7201 2026* MOVEQ #1, D1 ;no, show as Port 1
08AC 36C1 2027* SBFSisP0 MOVE.W D1, (A3)+ ;save parameter
2028* ;
2029* ; GET WORD SIZE
2030* ;
08AE 122E 000D 2031* MOVE.B BF_WRDS(A6), D1
08B2 36C1 2032* MOVE.W D1, (A3)+
2033* ;
2034* ; GET HANDSHAKE
2035* ;
08B4 303C 0009 2036* MOVE.W #MAXHNSD,D0 ;MAX HANDSHAKE PARAMETER VALUE
08B8 122E 0813 2037* MOVE.B BF_PROF+1(A6),D1 ;CURRENT TABLE VALUE
08BC 41FA 0144+ 2038* LEA HNSDCNV,A0 ;CONVERT TO INTEGER RANGE
2039* ;
2040* ; GET PARAMETER VALUE AN PUT IN PARAMETER BLOCK
2041* ;
08C0 8230 0000 2042* GETVAL CMP.B 0(A0,D0.W), D1 ;SEE WHICH CONVERSION VALUE = CURRENT VALUE
08C4 57C0 FFFA 2043* DBEQ D0, GETVAL ;THE INDEX OF ONE = IS THE PARAMETER VALUE
2044* ;
08C8 36C0 2044* MOVE.W D0, (A3)+ ;RETURN TO USER IN PARAMETER BLOCK
08CA 4E75 2045* RTS

```

TO

```

08CC 6000 F7C8      2047* DoDisInt  BRA      DISINTS      ;DISABLE INTERRUPTS
                2048* ;
                2049* ; STOUTRD -- TOGGLE OUTBOUND RECEIVE DISABLE (BUFFER TO USER)
                2050* ;
08D0 61FA          2051* STOUTRD   BSR.S    DoDisInt      ;DISABLE INTERRUPTS
08D1 086E 0004 0031 2052*          BCHG      #OUTC_R1, RB_FLG1+1(A6)
08D8 086E 0004 0031 2053*          BCHG      #OUTE_R1, RB_FLG1+1(A6)
08DE 6012          2054*          BRA.S    DoEnbInt      ;enable interrupts
                2055* ;
                2056* ; STINRD -- TOGGLE INBOUND RECEIVE DISABLE (PORT TO BUFFER)
                2057* ;
08E0 61EA          2058* STINRD   BSR.S    DoDisInt      ;DISABLE INTERRUPTS
08E1 41EE 0031          2059*          LEA      RB_FLG1+1(A6), A0      ;address of flags
08E4 0850 0007          2060*          BCHG      #INPC_R1, (A0)      ;user currently controlling?
08EA 6604          2061*          BOM.S    INRDenb      ;yes, then enable
08EC 6148          2062*          BSR.S    DisRcvIn     ;no, disable input
08EE 6002          2063*          BRA.S    DoEnbInt
08F0 6136          2064* INRDenb  BSR.S    EnbRcvIn     ;enable interrupts
                2065* ;
08F2 6000 F7C8      2066* DoEnbInt  BRA      ENBINTS      ;ENABLE INTERRUPTS
                2067* ;
                2068* ; STOUTWT -- TOGGLE OUTBOUND TRANSMIT DISABLE (BUFFER TO PORT)
                2069* ;
08F6 61D4          2070* STOUTWT   BSR.S    DoDisInt      ;DISABLE INTERRUPTS
08F8 086E 0004 0015 2071*          BCHG      #OUTC_W1, WB_FLG1+1(A6) ;toggle user controlling
08FE 086E 0004 0015 2072*          BCHG      #OUTE_W1, WB_FLG1+1(A6) ;and enable/disable flag
0904 6606          2073*          BOM.S    OTWToff     ;now disabled, turn off xmit int
0906 6100 FA50          2074*          BSR      STRTXMIT     ;enable xmit int
090A 60E6          2075*          BRA.S    DoEnbInt
090C 6100 FA4E          2076* OTWToff  BSR      STOPXMIT     ;disable xmit ints
0910 60E0          2077*          BRA.S    DoEnbInt     ;enable interrupts
                2078* ;
                2079* ; STINWT -- TOGGLE INBOUND TRANSMIT DISABLE (USER TO BUFFER)
                2080* ;
0912 6188          2081* STINWT   BSR.S    DoDisInt      ;DISABLE INTERRUPTS
0914 41EE 0015          2082*          LEA      WB_FLG1+1(A6), A0      ;address of flags
0918 0850 0007          2083*          BCHG      #INPC_W1, (A0)      ;toggle user controlling
091C 0810 0002          2084*          BTST      #ALBF_W1, (A0)      ;if got an alt buffer
0920 66D0          2085*          BOM.S    DoEnbInt      ;then already set, let it enable
0922 0850 0005          2086*          BCHG      #INPE_W1, (A0)      ;else toggle it
0926 60CA          2087*          BRA.S    DoEnbInt      ;enable interrupts

```

```

2089* ;
2090* ; EnbRcvIn - Enable input receive
2091* ;      Entry : A6 = address of ports data area
2092* ;      A0 = address of read buffer flag 1 low byte
2093* ;      interrupts disabled
2094* ;
0928 0810 0002 2095* EnbRcvIn  BTST  #ALTF_R1, (A0)      ;alternate buffer available?
092C 6604      2096*      BOM.S  ERlchkprt      ;yes then let switch enable RCV
092E 0890 0005 2097*      BCLR  #INPE_R1, (A0)      ;NO, enable input
2098* ;
2099* ; see if should tell other side not BUSY
2100* ;
0932 6080 F910 2101* ERlchkprt  BRA      ChkProto
2102* ;
2103* ; DisRcvIn
2104* ;      Entry : A6 = address of ports data area
2105* ;      A0 = address of read buffer flag 1 low byte
2106* ;      interrupts disabled
2107* ;
0934 08D0 0005 2108* DisRcvIn  BSET  #INPE_R1, (A0)      ;disable input
093A 6614      2109*      BOM.S  DRlexit      ;if was off then don't go busy again
2110* ;
2111* ; if protocols enabled and NOT Line type protocol then go busy
2112* ;
093C 082E 0000 0012 2113*      BTST  #PROT_P2, BF_PROF(A6)      ; SEE IF ANY PROTOCOLS AT ALL--CHECK HI BYT
E
0942 670C      2114*      BOFF.S  DRlexit      ; No protocol enabled, exit
0944 082E 0000 0013 2115*      BTST  #Line, BF_PROF+1(A6)      ; is it a Line protocol?
094A 6604      2116*      BOM.S  DRlexit      ; Yes, exit
094C 6100 F870 2117*      BSR   CoRcvBusy      ; go busy
2118* ;
0950 4E75      2119* DRlexit  RTS

```



```
2121* ;
2122* ; BWBCHR - GET Number of characters IN the WRITE BUFFER
2123* ,
0952 302E 0024 2124* BWBCHR MOVE.W WB_SIZE(A6), D0 ;SIZE IN D1
0954 904E 0026 2125* SUB.W WB_FREE(A6), D0 ; SIZE - FREE = Number of CHARS
095A 3680 2126* MOVE.W D0, (A3) ; return to user amount
095C 4E75 2127* RTS
2128* ;
2129* ; BRBCHR - GET Number of characters IN the READ BUFFER
2130* ,
095E 302E 0040 2131* BRBCHR MOVE.W RB_SIZE(A6), D0 ;SIZE IN D1
0962 904E 0042 2132* SUB.W RB_FREE(A6), D0 ; SIZE - FREE = Number of CHARS
0966 3680 2133* MOVE.W D0, (A3) ; return to user amount
0968 4E75 2134* RTS
```

```

2136* ;
2137* ; STRDALTBF - set Alternate Buffer for Read
2138* ;
096A 6100 F72A 2139* STRDALTBF BSR DISINTS ; disable interrupts
096E 6138 2140* BSR.S GetAltBuf ; get address and size user passed
0970 660A 2141* BNE.S RDABsx ; addr ok, check size
0972 41EE 005C 2142* LEA RDBUF(A6), A0 ; they were zero so use default
0974 303C 0190 2143* MOVE.W #RBFLEN, D0 ; read buffer
097A 6008 2144* BRA.S RDABok
2145*
097C 4A40 2146* RDABsx TST.W D0 ; check size, is it negative?
097E 6A04 2147* BPL.S RDABok ; no
0980 7E36 2148* STBFerr MOVEQ #INVPRM, D7 ; yes, invalid parameter
0982 6020 2149* BRA.S RDABexit
2150*
2151* ; got buffer address and length
2152* ;
0984 082E 0001 0033 2153* RDABok BTST #EMPT_R1, RB_FLG2+1(A6) ; current buffer empty?
098A 6616 2154* BON.S RDABswtch ; yes, then use user's buffer
2155*
2156* ; buffer isn't empty so wait till empty to switch
2157* ;
098C 2D48 0044 2158* MOVE.L A0, RB_ABADR(A6) ; save address in alt buffer adr
0990 3D40 0048 2159* MOVE.W D0, RB_ASIZ(A6) ; and length in alt buffer size
0994 41EE 0031 2160* LEA RB_FLG1+1(A6), A0 ; DisRcvIn needs A0 -> flag byte
0998 08D0 0802 2161* BSET #ALTSF_R1, (A0) ; alt buffer available true
099C 6100 FF98 2162* BSR DisRcvIn ; disable input and see if should go busy
09A0 6002 2163* BRA.S RDABexit ; exit
2164*
2165* ; EMPTY SO MAKE NEW the current buffer
2166* ;
09A2 6150 2167* RDABswtch BSR.S SetupRB
2168*
09A4 6000 F716 2169* RDABexit BRA ENBINTS
2170* ;
2171* ; GetNewBuf - from user's parameter block get the Alt buffer
2172* ; address and size.
2173* ; EXIT D0 = alt buffer length
2174* ; D1 = 0
2175* ; A0 = alt buffer address
2176* ; (EQ) = use default
2177* ; (NE) = use A0 and D0
2178* ;
09A8 205B 2179* GetAltBuf MOVEA.L (A3)+, A0
09AA 301B 2180* MOVE.W (A3)+, D0
09AC 4281 2181* CLR.L D1
09AE 8288 2182* CMP.L A0, D1
09B0 4E75 2183* GABFexit RTS

```

```

2185* ; STWTALTBf - set Alternate Buffer for Write
2186* ;
09B2 6100 F4E2 2187* STWTALTBf BSR S DISINTS ; disable interrupts
09B4 61F0 2188* BSR S GetAltBuf ; get user's buffer address and size
09B8 660A 2189* BNE S WTABss ; addr good chk size
09BA 41EE 015C 2190* LEA WRTBUF(A6), A0 ; they were zero so use default
09BE 303C 0100 2191* MOVE.W #WBFLEN, D0 ; write buffer
09C2 6004 2192* BRA S WTABok
2193*
09C4 4A40 2194* WTABss TST.W D0 ; check size, is it negative?
09C6 6BB8 2195* BMI S STBFerr ; no
2196*
2197* ; got buffer address and length
2198* ;
09C8 082E 0001 0017 2199* WTABok BTST #EMPTY_W2, WB_FLG2+1(A6) ; current buffer empty?
09CE 6616 2200* B0N.S WTABswtch ; yes, then use user's buffer
2201*
2202* ; buffer isn't empty so wait till empty to switch
2203* ;
09D0 2D48 0028 2204* MOVE.L A0, WB_ABADR(A6) ; save address in alt buffer adr
09D4 3040 002C 2205* MOVE.W D0, WB_ASIZ(A6) ; and length in alt buffer size
09D8 08EE 0005 0015 2206* BSET #INPE_W1, WB_FLG1+1(A6) ; disable input
09DE 08EE 0002 0015 2207* BSET #ALTBf_W1, WB_FLG1+1(A6) ; alt buffer available true
09E4 6002 2208* BRA S WTABexit ; exit
2209*
2210* ; EMPTY SO MAKE NEW the current buffer
2211* ;
09E6 6104 2212* WTABswtch BSR S SetupWB
2213*
09E8 6000 F4D2 2214* WTABexit BRA ENBINTS
2215* ;
2216* ; SetupRB - put the alternate buffer info in the Read Buffer Control Table
2217* ; SetupWB - put the alternate buffer info in the Write Buffer Control Table
2218* ; Entry : D0 = alternate buffer size
2219* ; A0 = alternate buffer address
2220* ;
09EC 43EE 0018 2221* SetupWB LEA WB_FILLP(A6), A1
09F0 99CC 2222* SUBA.L A4, A4
09F2 6008 2223* BRA S STUPgo
2224*
09F4 43EE 0034 2225* SetupRB LEA RB_FILLP(A6), A1
09F8 49EE 005C 2226* LEA RDBUF(A6), A4
2227*
2228* ; move the buffer address into the front, Rear, and buffer pointers
2229* ;
09FC 22C8 2230* STUPgo MOVE.L A0, (A1)+ ; set the fill (front) pointer
09FE 22C8 2231* MOVE.L A0, (A1)+ ; set the empty (Rear) pointer
0A00 22C8 2232* MOVE.L A0, (A1)+ ; set the buffer pointer
2233*
2234* ; move the size into the buffer size and free space counter
2235* ;
0A02 32C0 2236* MOVE.W D0, (A1)+ ; set the size
0A04 32C0 2237* MOVE.W D0, (A1)+ ; set the free space available
2238*

```

```
2239* ; see if should set water marks for read buffer
2240* ;
0A04 B9C8      2241*      CMPA.L   A0, A4
0A08 640C      2242*      BNE.S    STUPexit
0A0A 3D7C 0085 004A 2243*      MOVE.W   #HAZRHI, RB_HIWA(A6)
0A10 3D7C 0050 004C 2244*      MOVE.W   #HAZRLO, RB_LOWA(A6)
0A16 4E75      2245* STUPexit RTS
```

```

2247* ;
2248* ; constant data area
2249* ;
2250* ; Conversion arrays for Set functions of Unitstatus
2251* ;
0A18 06 07 08 0A 0C 0E 2252* BAUDCNV DATA.B 6,7,8,9A,9C,9E,9F ;BAUD RATE
0A1E 0F
2253* ; 6=300,7=600,8=1200,A=2400,C=4800,E=9600,F=19200
2254* ;
0A1F 00 01 03 05 07 2255* PRTYCNV DATA.B 0,1,3,5,7 ;PARITY
2256* ; 0=DISABLED,1=ODD,3=EVEN,5=MARK XMIT/NO RCV,7=SPACE XMIT/NO RCV
2257* ;
0A24 49 2258* HNDBCNV DATA.B 99 ;LINE/CTS/INV
0A25 09 2259* DATA.B 99 ;LINE/CTS/NOT INV
0A26 51 2260* DATA.B 951 ;LINE/DSR/INV
0A27 11 2261* DATA.B 911 ;LINE/DSR/NOT INV
0A28 61 2262* DATA.B 961 ;LINE/OCD/INV
0A29 21 2263* DATA.B 921 ;LINE/OCD/NOT INV
0A2A 02 2264* DATA.B 902 ;ION/XOFF
0A2B 04 2265* DATA.B 904 ;ENQ/ACK
0A2C 80 2266* DATA.B 980 ;ETX/ACK
0A2D 00 2267* DATA.B 900 ;NONE OF THE ABOVE PROTOCOLS
2268* ;-----

```

```

2270* ,
2271* ; Variable data area
2272* ,
2273* , Port 0 data area
2274* ;
0A2E 2275* Port0Data
2276*
2277* , DEFAULT BUFFER Control Table - MUST HAVE SAME FIELD FORMAT AS BUFFER CONTROL TABLE
2278* ,
00000000 2279* DEFBWRT EQU %-Port0Data
0A2E 0E 2280* DATA.B $0E ;WRITE BAUD RATE-9600
00000001 2281* DEFBRD EQU %-Port0Data
0A2F 0E 2282* DATA.B $0E ;READ BAUD RATE-9600
00000002 2283* DEFPART EQU %-Port0Data
0A30 00 2284* DATA.B $00 ;PARITY-DISABLED
00000003 2285* DEFWRDS EQU %-Port0Data
0A31 00 2286* DATA.B $00 ;WORD SIZE = 8 BITS (1=7 BITS)
00000004 2287* DEFBTWNEA EQU %-Port0Data ;NUMBER OF CHARS BETWEEN
0A32 0050 2288* DATA.W 80 ; ENQ's or ETX's
00000006 2289* DEFINTRN EQU %-Port0Data
0A34 0000 2290* DATA.W $0000 ;INTERNAL FLAG--all off
00000008 2291* DEFPROT EQU %-Port0Data
0A36 0902 2292* DATA.W $0902 ;PROTOCOL FLAG--Enabled - ION/IOFF
0000000A 2293* DEFEND EQU %-Port0Data
00000005 2294* DEFECTLN EQU (DEFEND-DEFBWRT)/2 ;number of words in both tables
2295*
2296* , BUFFER CONTROL TABLE
2297* ;
0000000A 2298* BFRCTL EQU %-Port0Data ;Index to Buffer Control Table
0000000A 2299* BF_WRBD EQU %-Port0Data ;Index to WRITE BAUD RATE
0A38 00 2300* DATA.B 0 ;
0000000B 2301* BF_RDDB EQU %-Port0Data ;Index to READ BAUD RATE
0A39 00 2302* DATA.B 0 ;
0000000C 2303* BF_PART EQU %-Port0Data ;Index to PARITY
0A3A 00 2304* DATA.B 0 ;
0000000D 2305* BF_WRDS EQU %-Port0Data ;Index to WORD SIZE
0A3B 00 2306* DATA.B 0 ;
0000000E 2307* BF_BTWNEA EQU %-Port0Data ;Index to NUMBER OF CHARS BETWEEN
0A3C 0000 2308* DATA.W 0 ; ENQ's or ETX's
00000010 2309* BF_INTL EQU %-Port0Data ;Index to INTERNAL FLAGS
0A3E 0000 2310* DATA.W 0 ;
00000012 2311* BF_PROF EQU %-Port0Data ;Index to PROTOCOL FLAGS-HANDSHAKE TYPE
0A40 0000 2312* DATA.W 0 ;
2313*
2314* ; WRITE BUFFER CONTROL TABLE
2315* ;
00000014 2316* WRTCTL EQU %-Port0Data ;Index to WRITE BUFFER CONTROL TABLE
00000014 2317* WB_FLG1 EQU %-Port0Data ;Index to FLAG WORD 1
0A42 0000 2318* DATA.W 0 ;
00000016 2319* WB_FLG2 EQU %-Port0Data ;Index to FLAG WORD 2
0A44 0000 2320* DATA.W 0 ;
00000018 2321* WB_FILLP EQU %-Port0Data ;Index to BUFFER FILL POINTER rear
0A46 00000000 2322* DATA.L 0 ;
0000001C 2323* WB_EMPTY EQU %-Port0Data ;Index to BUFFER EMPTY POINTER front

```

0A4A	00000000	2324*	DATA.L	0	
	00000020	2325* VB_BADR	EQU	%-Port0Data	,Index to BUFFER ADDRESS
0A4E	00000000	2326*	DATA.L	0	
	00000024	2327* VB_SIZE	EQU	%-Port0Data	,Index to BUFFER SIZE
0A52	0000	2328*	DATA.W	0	
	00000016	2329* VB_FREE	EQU	%-Port0Data	,Index to AMOUNT OF BUFFER FREE SPACE
0A54	0000	2330*	DATA.W	0	
	00000020	2331* VB_ABADR	EQU	%-Port0Data	,Index to ALTERNATE BUFFER ADDRESS
0A56	00000000	2332*	DATA.L	0	
	0000002C	2333* VB_ASIZE	EQU	%-Port0Data	,Index to ALTERNATE BUFFER SIZE
0A5A	0000	2334*	DATA.W	0	
	0000002E	2335* VB_BENQ	EQU	%-Port0Data	,Index to Number of bytes before wait for A
CK	0A5C	0000	2336*	DATA.W	0
			2337*	,	
			2338*	;	
				READ BUFFER CONTROL TABLE	
			2339*	;	
	00000030	2340* RDCTL	EQU	%-Port0Data	,Index to READ BUFFER CONTROL TABLE
	00000030	2341* RB_FLG1	EQU	%-Port0Data	,Index to FLAG WORD 1
0A5E	0000	2342*	DATA.W	0	
	00000032	2343* RB_FLG2	EQU	%-Port0Data	,Index to FLAG WORD 2
0A60	0000	2344*	DATA.W	0	
	00000034	2345* RB_FILLP	EQU	%-Port0Data	,Index to BUFFER FILL POINTER rear
0A62	00000000	2346*	DATA.L	0	
	00000038	2347* RB_EMPTY	EQU	%-Port0Data	,Index to BUFFER EMPTY POINTER front
0A64	00000000	2348*	DATA.L	0	
	0000003C	2349* RB_BADR	EQU	%-Port0Data	,Index to BUFFER ADDRESS
0A6A	00000000	2350*	DATA.L	0	
	00000040	2351* RB_SIZE	EQU	%-Port0Data	,Index to BUFFER SIZE
0A6E	0000	2352*	DATA.W	0	
	00000042	2353* RB_FREE	EQU	%-Port0Data	,Index to AMOUNT OF BUFFER FREE SPACE
0A70	0000	2354*	DATA.W	0	
	00000044	2355* RB_ABADR	EQU	%-Port0Data	,Index to ALTERNATE BUFFER ADDRESS
0A72	00000000	2356*	DATA.L	0	
	00000048	2357* RB_ASIZE	EQU	%-Port0Data	,Index to ALTERNATE BUFFER SIZE
0A76	0000	2358*	DATA.W	0	
	0000004A	2359* RB_HIWA	EQU	%-Port0Data	,Index to NUMBER OF BYTES IN HI WATER MARK
mark	0A78	0000	2360*	DATA.W	0
					,number of bytes in buffer when at hi water
	0000004C	2361* RB_LOWA	EQU	%-Port0Data	,Index to NUMBER OF BYTES IN LOW WATER MARK
r mark	0A7A	0000	2362*	DATA.W	0
					,number of bytes in buffer when at low water
			2363*	,	
			2364*	, control character buffer	
			2365*	,	
	0000004E	2366* CB_FRONT	EQU	%-Port0Data	,Index to Ctl buffer Front Pointer
0A7C	00000000	2367*	DATA.L	0	
	00000052	2368* CB_REAR	EQU	%-Port0Data	,Index to Ctl buffer Rear Pointer
0A80	00000000	2369*	DATA.L	0	
	00000056	2370* CB_FLAGS	EQU	%-Port0Data	,Index to Ctl buffer Flags word
0A84	0000	2371*	DATA.W	0	
	00000058	2372* CTBUF	EQU	%-Port0Data	,Index to Ctl buffer
0A86	00000000	2373*	DATA.L	0	
			2374*	,	
			2375*	, Read Buffer - 256 bytes	
			2376*	,	
	0000005C	2377* RDBUF	EQU	%-Port0Data	,Index to Read Buffer

0A8A	00000000	2378*	DATA.L	0,0,0,0,0,0,0,0,0,0,0,0,0,0,0,0	,64
0A8E	00000000				
0A92	00000000				
0A96	00000000				
0A9A	00000000				
0A9E	00000000				
0AA2	00000000				
0AA6	00000000				
0AAA	00000000				
0AAE	00000000				
0AB2	00000000				
0AB6	00000000				
0ABA	00000000				
0ABE	00000000				
0AC2	00000000				
0AC6	00000000				
0ACA	00000000	2379*	DATA.L	0,0,0,0,0,0,0,0,0,0,0,0,0,0,0,0	,128
0ACE	00000000				
0AD2	00000000				
0AD6	00000000				
0ADA	00000000				
0ADE	00000000				
0AE2	00000000				
0AE6	00000000				
0AEA	00000000				
0AEE	00000000				
0AF2	00000000				
0AF6	00000000				
0AFA	00000000				
0AFE	00000000				
0B02	00000000				
0B06	00000000				
0B0A	00000000	2380*	DATA.L	0,0,0,0,0,0,0,0,0,0,0,0,0,0,0,0	,
0B0E	00000000				
0B12	00000000				
0B16	00000000				
0B1A	00000000				
0B1E	00000000				
0B22	00000000				
0B26	00000000				
0B2A	00000000				
0B2E	00000000				
0B32	00000000				
0B36	00000000				
0B3A	00000000				
0B3E	00000000				
0B42	00000000				
0B46	00000000				
0B4A	00000000	2381*	DATA.L	0,0,0,0,0,0,0,0,0,0,0,0,0,0,0,0	,256
0B4E	00000000				
0B52	00000000				
0B56	00000000				
0B5A	00000000				
0B5E	00000000				

0B62 00000000
 0B64 00000000
 0B6A 00000000
 0B6E 00000000
 0B72 00000000
 0B74 00000000
 0B7A 00000000
 0B7E 00000000
 0B82 00000000
 0B86 00000000
 0000015C
 000C0100

2382* RBFend EQU %-Port0Data
 2383* RBFLEN EQU RBFend-RDBUF ,READ BUFFER LENGTH
 2384* ,
 2385* , Write Buffer - 256 bytes
 2386* ,

0000015C
 0B8A 00000000
 0B8E 00000000
 0B92 00000000
 0B96 00000000
 0B9A 00000000
 0B9E 00000000
 0BA2 00000000
 0BA6 00000000
 0BAA 00000000
 0BAE 00000000
 0BB2 00000000
 0BB6 00000000
 0BBA 00000000
 0BBE 00000000
 0BC2 00000000
 0BC4 00000000
 0BCA 00000000
 0BCE 00000000
 0BD2 00000000
 0BD6 00000000
 0BDA 00000000
 0BDE 00000000
 0BE2 00000000
 0BE6 00000000
 0BEA 00000000
 0BEE 00000000
 0BF2 00000000
 0BF6 00000000
 0BFA 00000000
 0BFE 00000000
 0C02 00000000
 0C06 00000000
 0C0A 00000000
 0C0E 00000000
 0C12 00000000
 0C16 00000000
 0C1A 00000000
 0C1E 00000000

2387* WRBUF EQU %-Port0Data ;index to Write Buffer
 2388* DATA.L 0,0,0,0,0,0,0,0,0,0,0,0,0,0,0,0 ;64

2389* DATA.L 0,0,0,0,0,0,0,0,0,0,0,0,0,0,0,0 ;128

2390* DATA.L 0,0,0,0,0,0,0,0,0,0,0,0,0,0,0,0 ;

```

0C22 00000000
0C26 00000000
0C2A 00000000
0C2E 00000000
0C32 00000000
0C36 00000000
0C3A 00000000
0C3E 00000000
0C42 00000000
0C46 00000000
0C4A 00000000      2391*      DATA.L      0,0,0,0,0,0,0,0,0,0,0,0,0,0,0,0      ,256
0C4E 00000000
0C52 00000000
0C56 00000000
0C5A 00000000
0C5E 00000000
0C62 00000000
0C66 00000000
0C6A 00000000
0C6E 00000000
0C72 00000000
0C76 00000000
0C7A 00000000
0C7E 00000000
0C82 00000000
0C86 00000000
      0000025C      2392* WBFend      EQU      %-Port0Data
      0C000100      2393* WBFLEN      EQU      WBFend-WRTBUF      ;WRITE BUFFER LENGTH
      2394* ;
      0000025C      2395* pdlen      EQU      %-Port0Data      ;Length of port data area

```

```

2397* ;
2398* , Port 1 data area
2399* , same structure as the port 0 data area
2400* ;
OC8A      2401* Port1Data
2402*
2403* , DEFAULT BUFFER Control Table
2404*
OC8A 0C      2405*      DATA.B  $0C      ,WRITE BAUD RATE-4800
OC8B 0C      2406*      DATA.B  $0C      ,READ BAUD RATE-4800
OC8C 00      2407*      DATA.B  $00      ,PARITY-DISABLED
OC8D 00      2408*      DATA.B  $00      ,WORD SIZE = 8 BITS (1=7 BITS)
OC8E 0050    2409*      DATA.W  80      ,NUMBER OF CHARS BETWEEN ENQ's or ETX's
OC90 0000    2410*      DATA.W  $00      ,INTERNAL FLAG--all off
OC92 0911    2411*      DATA.W  $0911    ,PROTOCOL FLAG--Enabled/LINE/DSR/NOT INV
2412*
OC94 00 00 00 00 00 2413*      DATA.B  0,0,0,0      ; buffer control table
OC98 0000 0000 0030 2414*      DATA.W  0,0,0
2415*
OC9E 00000000 2416*      DATA.L  0,0,0,0      , write buffer control table
OCA2 00000000
OCA6 00000000
OCAA 00000000
OCAE 0000 0000 0000 2417*      DATA.W  0,0,0,0,0
OCB4 0000 0000
2418*
OCB8 00000000 2419*      DATA.L  0,0,0,0      ; read buffer control table
OCBC 00000000
OCC0 00000000
OCC4 00000000
OCC8 0000 0000 0000 2420*      DATA.W  0,0,0,0,0,0,0,0
OCC E 0000 0000 0000
OCD4 0000 0000
2421*
2422* ; control character buffer and control variables
2423* ;
OCD8 00000000 2424*      DATA.L  0,0
OCDC 00000000
OCE0 0000      2425*      DATA.W  0
OCE2 00000000 2426*      DATA.L  0
2427* ;
OCE6 00000000 2428*      DATA.L  0,0,0,0,0,0,0,0,0,0,0,0,0,0,0,0 ;64
OCEA 00000000
OCEE 00000000
OCF2 00000000
OCF6 00000000
OCFA 00000000
OCFE 00000000
OD02 00000000
OD06 00000000
OD0A 00000000
OD0E 00000000
OD12 00000000
OD16 00000000

```

```
0D1A 00000000
0D1E 00000000
0D22 00000000
0D26 00000000      2429*      DATA.L      0,0,0,0,0,0,0,0,0,0,0,0,0,0,0,0      ;128
0D2A 00000000
0D2E 00000000
0D32 00000000
0D36 00000000
0D3A 00000000
0D3E 00000000
0D42 00000000
0D46 00000000
0D4A 00000000
0D4E 00000000
0D52 00000000
0D56 00000000
0D5A 00000000
0D5E 00000000
0D62 00000000
0D66 00000000      2430*      DATA.L      0,0,0,0,0,0,0,0,0,0,0,0,0,0,0,0      ,
0D6A 00000000
0D6E 00000000
0D72 00000000
0D76 00000000
0D7A 00000000
0D7E 00000000
0D82 00000000
0D86 00000000
0D8A 00000000
0D8E 00000000
0D92 00000000
0D96 00000000
0D9A 00000000
0D9E 00000000
0DA2 00000000
0DA6 00000000      2431*      DATA.L      0,0,0,0,0,0,0,0,0,0,0,0,0,0,0,0      ;256
0DAA 00000000
0DAE 00000000
0DB2 00000000
0DB6 00000000
0DBA 00000000
0DBE 00000000
0DC2 00000000
0DC6 00000000
0DCA 00000000
0DCE 00000000
0DD2 00000000
0DD6 00000000
0DDA 00000000
0DDE 00000000
0DE2 00000000
```

```
2432*
2433* ; write buffer
2434* ;
```

0DE6	00000000	2435*	DATA.L	0,0,0,0,0,0,0,0,0,0,0,0,0,0,0,0	,64
0DEA	00000000				
0DEE	00000000				
0DF2	00000000				
0DF6	00000000				
0DFA	00000000				
0DFE	00000000				
0E02	00000000				
0E06	00000000				
0E0A	00000000				
0E0E	00000000				
0E12	00000000				
0E16	00000000				
0E1A	00000000				
0E1E	00000000				
0E22	00000000				
0E26	00000000	2436*	DATA.L	0,0,0,0,0,0,0,0,0,0,0,0,0,0,0,0	,128
0E2A	00000000				
0E2E	00000000				
0E32	00000000				
0E36	00000000				
0E3A	00000000				
0E3E	00000000				
0E42	00000000				
0E46	00000000				
0E4A	00000000				
0E4E	00000000				
0E52	00000000				
0E56	00000000				
0E5A	00000000				
0E5E	00000000				
0E62	00000000				
0E66	00000000	2437*	DATA.L	0,0,0,0,0,0,0,0,0,0,0,0,0,0,0,0	,
0E6A	00000000				
0E6E	00000000				
0E72	00000000				
0E76	00000000				
0E7A	00000000				
0E7E	00000000				
0E82	00000000				
0E86	00000000				
0E8A	00000000				
0E8E	00000000				
0E92	00000000				
0E96	00000000				
0E9A	00000000				
0E9E	00000000				
0EA2	00000000				
0EA6	00000000	2438*	DATA.L	0,0,0,0,0,0,0,0,0,0,0,0,0,0,0,0	,256
0EAA	00000000				
0EAE	00000000				
0EB2	00000000				
0EB6	00000000				
0EBA	00000000				

0EBE 00000000
0EC2 00000000
0EC4 00000000
0ECA 00000000
0ECE 00000000
0ED2 00000000
0ED6 00000000
0EDA 00000000
0EDE 00000000
0EE2 00000000

```

2440* ;
2441* ;Common area
2442* ;
2443* ; Flags
2444* ;
0EE6 0000 2445* CMNPLGS DATA.W 0
2446*
2447* ; Unit Numbers for the ports
2448* ;
0EE8 0000 2449* UnitP0 DATA.W 0
0EEA 0000 2450* UnitP1 DATA.W 0
2451*
2452* ; Save of DataCom Ctrl interrupt vector
2453* ;
0EEC 00000800 2454* SaveLvl1 DATA.L 0
2455*
00000800+ 2456* END COMDRV

ACK 00000004 CKBUFERR 0002C4+ COMREX 0001F4+ D2_BENQ 00000012 DEFINTRM 00000004
ACTIVE 00000004 CKPORT 0001D6+ COMST 000706+ D2_BFCTR 00000004 DEFPART 00000002
ALTF_R1 00000002 CKRDERR 0001CA+ COMTBL 000056+ D2_CHARS 00000004 DEFPROT 00000008
ALTF_W1 00000002 CKWRTP 0002D2+ COMUNMT 0006D2+ D2_FREER 00000003 DEFWRDS 00000003
AULF_W2 00000004 CLNENBL 00061C+ COMVEY 0002F8+ D2_FREEW 00000000 DISINT1 00002100
BAUDCNV 000A18+ CLNEXIT 000420+ COMVR 0002B6+ D2_HANDS 00000005 DISINT2 00002200
BFRCTL 0000000A CLRBUSY 000688+ CPREXIT 000288+ D2_INBRD 0000000C DISINT4 00002400
BF_RTWNE 0000000E CLRCHD 00000003 CPRION 000284+ D2_INBWT 0000000E DISINT5 000094+
BF_INTL 00000010 CLRSD3D2 000000F3 CR 0000000D D2_OUTRD 00000008 DISRCVIN 000936+
BF_PART 0000000C CLRSC 00000004 CRBYEXIT 0004BC+ D2_OUTWT 0000000D DITEXIT 00008A+
BF_PROF 00000012 CMDRC 00000009 CR_BDCLK 00000010 D2_PARTY 00000002 DITISPO 0000A4+
BF_RDBD 00000008 CMDREGI 00000005 CR_EXTCL 00000000 D2_RBCHR 00000010 DODISINT 0000CC+
BF_WRBD 0000000A CMDRWC 00000005 CR_STPB 00000088 D2_RDALT 00000013 DOENBINT 0000F2+
BF_WRDS 0000000D CMNPLGS 000EE6+ CR_WRDLS 00000040 D2_REAH1 00000009 DRIEXIT 000950+
BITD0 00000000 CM_DISP 00000000 CR_WRDLS 00000040 D2_REALO 0000000A DSRLIN 00000004
BITD1 00000001 CM_DTRL 00000001 CR_WRDLS 00000020 D2_RESTS 00000007 EITEXIT 0000C4+
BITD2 00000002 CM_ECHO 00000010 CR_WRDLS 00000000 D2_WBCHR 0000000F EMPT_CB 00000001
BITD3 00000003 CM_EFBT 00000040 CSATTR1 00000010 D2_WRSB 00000008 EMPT_R2 00000001
BITD4 00000004 CM_IRQD 00000002 CSATTR2 00000011 D2_WTALT 00000014 EMPT_W2 00000001
BITD5 00000005 CM_MPHD 000000A0 CSBPCH 00000004 DATAREG 00000001 ENBINTS 0000BC+
BITD6 00000004 CM_OPBT 00000020 CSFRSTCH 00000008 DC0INT 00039C+ ENBRVCIN 000920+
BITD7 00000007 CM_SPHD 000000E0 CSLASTCH 0000000A DC1INT 0003AA+ ENQ 00000005
BRBCHR 00093E+ CM_TDBRK 0000000C CSLPCH 00000004 DC1OFF 00000029 ENGACK 00000002
BUSYCMD 00000004 CM_TDHI 00000000 CSMASK 0000000C DCDLIN 00000005 ENGFLG 00000004
BUSY_R1 00000000 CM_TDLO 00000000 CSTBLLOC 00000000 DC1COMM 000386+ ERICRPR 000932+
BUSY_W1 00000000 CM_TEL0 00000004 CSTERR 00071C+ DC1EXIT 0003D0+ ERR_R1 00000001
BWBCHR 000952+ CNTCHARS 000596+ CSTTBL 000728+ DC1PX 0003CC+ ERR_W1 00000001
CARRYST 00000001 CNTENQ 000580+ CTIBUF 00000058 DC1RCV 0003BE+ ETX 00000003
CBSEKIT 0006C2+ CNTEXIT 0005BE+ CTLRC 00000010 DC1XMIT 0003C4+ ETXACK 00000007
CB_FLAGS 00000056 COM001 000020+ CTLREGI 00000007 DCTLINT 0003C0+ FINDLIN 000622+
CB_FRONT 0000004E COMBSY 0006C4+ CTSLIN 00000003 DDRA 00030F67 FLMEXIT 00063E+
CB_REAR 00000052 COMCLR 000654+ CUMDIFF 000700+ DEFBDTLN 00000005 FLMGOT 000636+
CHKLINES 0005E2+ *COMDRV 000000+ CUMISPO 0006F4+ DEFBRD 00000001 FLMLOOK 000624+
CHKPROTO 000244+ COMINST 000064+ CURSOM 00000002 DEFRTWNE 00000004 FULL_CB 00000000
CHKRCVBU 0004AE+ COMISPO 000040+ D2_ATLF 00000011 DEFVRT 00000000 FULL_P2 00000003
CINBUFACT 000072+ COMRD 00018A+ D2_BAUDS 00000001 DEFEND 0000000A FULL_R2 00000000

```

FULL_W2	00000000	IOENOTIM	0000002A	OFF	00000000	RCHKALTB	00028A+	SHDEXIT	0007D6+
GBFEXIT	0009B0+	IOENOTRN	00000015	ON	00000001	RDABEXIT	0009A4+	SHDZERO	0007D2+
GBSISFO	000120+	IOEORDSB	0000003D	ORA	00030F63	RDABOK	000984+	SHDLF_W2	00000003
GCLXIT	00039A+	IOEQWDSB	0000003F	OTWTOFF	00090C+	RDABSWTC	0009A2+	SNICNT	00055C+
GETALTB	0009A8+	IOEPADER	00000044	OUTC_R1	00000006	RDABSZ	00097C+	SNXEXIT	00056A+
GETBASE	000110+	IOEPRMLN	00000037	OUTC_W1	00000006	RDBUF	0000005C	SNINOTMT	000546+
GETCTL	000384+	IOERSZER	00000042	OUTE_R1	00000004	RDCTL	00000030	SNXNOWRP	000528+
GETVAL	0008C0+	IOETBLFL	00000033	OUTE_W1	00000004	RDSTEXIT	000836+	SNXSZERR	00051E+
GORCVBUS	0004BE+	IOETBLID	00000032	PCBEXIT	0004AC+	RDSTNONE	000830+	STACSLT	00000004
GOUNBUSY	000272+	IOETBLIU	00000034	PCBNOTFL	000494+	READCMD	00000001	STACSRV	00000006
GRAPHIC	00000001	IOETIMOT	00000016	PCBNOWRP	000488+	READONE	0001EA+	STALSLT	00000008
GRBEXIT	0004D4+	IOEUARTE	00000043	PDCCONTL	000420+	REREAD	0001BE+	STALSRV	0000000A
HELPRD	000238+	IOEUIOPM	00000036	PDCCLACK	00044A+	REWRITE	0002BA+	STATEMSK	00002000
HILOMSK	000000F0	IOEWNDBE	00000021	PDCCLCHKI	000456+	RSTUART	000792+	STATOLF	0007E4+
HMLEN	00000017	IOEWNDCS	00000022	PDCLDIDI	000468+	RSTUART1	000794+	STATRI	00000003
HNDSCNV	000A24+	IOEWNDDC	00000023	PDCLENG	00043A+	SAVEVLV1	000EEC+	STBAUD	000760+
INIRDBF	000176+	IOEWNDDS	00000024	PDCLEXIT	00046A+	SAVEUNIT	0000C6+	STBENO	0007EC+
INITBUFS	000666+	IOEWNDFN	00000020	PDCLESEND	00044A+	SAVPARM	00078E+	STBFERR	000980+
INITCTLB	0001A4+	IOEWNDIW	00000025	PDCLOFF	000462+	SBFISISFO	0008AC+	STBFSTS	000884+
INIVREF	000152+	IOEWNDRN	00000027	PDCLOXON	00044A+	SCBOOTDV	00000036	STBTSLT	00000000
INPC_R1	00000007	IOEWNDRW	00000026	PDLEN	0000025C	SCBOOTNM	0000002E	STBTSRV	00000002
INPC_W1	00000007	IOEWSZER	00000041	PORTDAT	000A2E+	SCCODEJT	00000022	STCALDI	00074A+
INPE_R1	00000005	IOOK	00000000	PORTIDAT	000C8A+	SCCURK	00000048	STCALLEN	000754+
INPE_W1	00000005	LF	0000000A	PORTFLC	00000000	SCCURRW	00000044	STHNDSK	00079E+
INRDEMB	0008F0+	LFSPRSFL	0000000C	PRCERROR	000410+	SCDEVTAB	00000014	STINFO	0000000C
INSHOD	00000002	LINE	00000000	PRCEXIT	00041E+	SCDIRNAM	00000018	STINFOL	00000004
INSTCMD	00000000	LOST_R2	00000002	PRCLSTDT	000418+	SCFREEHF	00000004	STINRD	0008E0+
INT1	00000100	LOST_W2	00000002	PRCNOCTL	0003FC+	SCIORSLT	00000000	STINWT	000912+
INT2	00000200	MAKEBOOL	000838+	PRCVCHAR	0003D6+	SCJTABLE	00000008	STNDRV	00000002
INT4	00000400	MAXBAUD	00000006	PRNDERR	000054+	SCMEMMAP	00000032	STNMBR	00000000
INTMSK	00000700	MAXDTCM	00000001	PROT_P2	00000000	SCNUMPRO	00000028	STOPXMIT	00035C+
INVBUSY	00000006	MAXHDS	00000009	PRTYCNV	000A1F+	SCNITPRO	00000026	STOUTRD	000800+
INVCHD	00000003	MAXPTY	00000004	PRIEXIT	0004FE+	SCPROCNO	00000002	STOUTWT	0008F6+
INVCURS	00000003	MAXRMI	00000085	PRIGETCT	0004FC+	SCPROTBL	0000002A	STPRITY	000770+
INVFNC	00000038	MAXRLO	00000050	PRIMIT	0004D6+	SCRGOTW	00000040	STRBUF	000758+
INVRM	00000036	MAXWHI	00000085	PRIOFF	0004F2+	SCSLTBL	0000003C	STRDALTB	00096A+
INVRSE	00000000	MAXWLO	00000050	PRISEND	0004F8+	SCSUSINH	0000005A	STRDHI	0007D8+
INVTBLID	00000032	MAXWRDS	00000001	PSYSOM	00000180	SCSUSREQ	0000005C	STRDLO	0007DE+
IODRA	00000080	MMBTBLK	0000001A	PUTCHRF	00046C+	SCSYSIN	00000010	STRDSTS	0007F2+
IOEBSZER	00000040	MMBTDEV	00000012	PUTCTL	000372+	SCSYSOUT	0000000C	STRTIMIT	000358+
IOECLMF	00000039	MMBTDRV	00000018	RBFEND	0000015C	SC TODAY	00000020	STSCMD	00000005
IOEFNCCD	00000038	MMBTSLT	00000014	RBFLEN	00000100	SCUSERID	0000004C	STTYPE	00000001
IOEINVDE	00000002	MMBTSRV	00000016	RB_ABADR	00000044	SCUTABLE	0000001C	STUPEXIT	000A16+
IOEIOREQ	00000003	MMBTSW	00000010	RB_ASIZE	00000048	SCVRSDAT	00000052	STUPGO	0009FC+
IOEIRDSB	0000003C	MMHICOD	0000000C	RB_BADR	0000003C	SCVRSNBR	0000004E	STWBUF	00074E+
IOEIWDSB	0000003E	MMHIDTA	00000004	RB_EMPTY	00000030	SCWNTBL	00000056	STWRDSZ	000780+
IOEXYTE	00000035	MMLOCOD	00000008	RB_FILLP	00000034	SENDCTL	000500+	STWTALTB	0009E2+
IOENFRV	0000002D	MMLODTA	00000000	RB_FLG1	00000030	SENDNEXT	00050A+	STWTSTS	000842+
IOENOBUF	00000017	MODM_P2	00000001	RB_FLG2	00000032	SETERR	00079A+	SUSPEND	00000007
IOENODSP	00000028	NHIRA	00030F7F	RB_FREE	00000042	SETUART	0000E4+	SVBLK10	0000002C
IOENODTC	0000002E	NMOD_P2	00000002	RB_HIWA	0000004A	SETUPRB	0009F4+	SVCDOPI	000148+
IOENOKYB	00000029	NOAUTOLF	00000004	RB_LOWA	0000004C	SETUPWB	0009EC+	SVCEXIT	000150+
IOENOOHN	0000002B	NOSROLL	00000005	RB_SIZE	00000040	SETVECS	000122+	SVCLI	0000007C
IOENOPRT	0000002C	NULL	00000000	RCABEXIT	0002B4+	SHDCHKEA	0007C2+	SVCLOSE	00000020

SVCRKPTH	00000060	SVRCHAR	00000024	UPCISON	000354+	WB_ABADR	00000020	WRGRORCY	0000001E
SVCSAME	000130+	SITGETB	00035E+	UPCNOTCR	000342+	WB_ASIZE	0000002C	WRHOME0F	0000000C
SVDELENT	00000090	SYSBYTES	00000106	UPCNOTFL	000324+	WB_BADR	00000020	WRHOMEPT	00000004
SVDSP	00000038	SYSKYBDF	00000104	UPCNOWRP	00031A+	WB_BENQ	0000002E	WRENGTH	00000030
SVDSP4	0000006C	SYSVIN	00000005	UPRMSK	0000A000	WB_EMPTY	0000001C	WRLNCTHI	00000012
SVFLPDIR	00000008	S_DCD	00000005	UPUTCHR	0002FA+	WB_FILLP	00000010	WRLNCTHY	00000014
SVGET	00000014	S_DSR	00000006	UTBLF	00000006	WB_FLG1	00000014	WRPROB	0002F8+
SVGETDIR	00000040	S_ERRBIT	00000007	UTBLK	0000001C	WB_FLG2	00000016	WRRCOLEN	00000023
SVGETVMN	00000000	S_FRAME	00000001	UTDID	00000000	WB_FREE	00000026	WRSTATE	00000022
SVINIT	00000010	S_IRQ	00000007	UTDRV	00000016	WB_SIZE	00000024	WRTANLF	0002F4+
SVMARK	0000003C	S_OVRN	00000002	UTFLP	00000010	WCABEXIT	000594+	WRBUF	0000015C
SVMAVAL	00000044	S_PARI	00000000	UTIODRV	00000002	WCHKALTB	00054C+	WRTCTL	00000014
SVNEW	00000034	S_RCVF	00000003	UTLEN	00000020	WRAPON	00000004	WRTONE	0002E6+
SVNEW4	00000060	S_WRTS	00000004	UTMTD	00000007	WRATTR1	00000020	WRWSPTR	0000002C
SVOPEN	0000001C	TBLSTATE	00000014	UTRO	0000001A	WRATTR2	00000021	WTABEXIT	0009E8+
SVPUT	00000010	THERTS	000704+	UTSIZ	00000010	WRATTR3	00000024	WTABOK	0009C8+
SVPUTDIR	00000094	TRACEMSK	00000000	UTSLT	00000014	WRBASE1	0000000E	WTABSWTC	0009E6+
SVRDCHAR	00000020	TRUE	00000001	UTSPT	00000010	WRBASEY	00000010	WTABSZ	0009C4+
SVRELEASE	00000040	TSTLINE	000640+	UTSRV	00000015	WRBITOFS	0000001A	WTSTEXIT	000002+
SVSCHEDIR	0000008C	TURNOFF	00000002	UTTPS	00000019	WRCHARPT	00000000	WTSTNONE	00007C+
SVSEEK	00000030	UARTDC0	00030F20	UTTYP	00000017	WRCMD	00000002	XMITDIS	00000000
SVUBUSY	0000000C	UCGNOTMT	00022E+	VEC1	00000064	WRCURADR	00000000	XMITENB	00000004
SVUCLEAR	00000000	UCGNOWRP	000216+	VEC2	00000060	WRCURGX	00000014	XOFF	00000013
SVUINSTL	00000090	UCGETCHR	0001F4+	VEC4	00000070	WRCURSY	00000010	XON	00000011
SVUISPO	0000E0+	UNDSR	00000001	VERT	00000000	WRFILL1	00000025	XONIOFF	00000001
SVUREAD	00000004	UNITP0	000EE0+	VIDDEFLT	00000003	WRFILL2	00000026	XIXI0	0000009+
SVUSTAT	00000064	UNITP1	000EEA+	VIDSET	00000007	WRFILL3	00000027		
SVUWRITE	00000000	UNMCM	00000004	WBFEND	0000025C	WRFILL4	00000020		
SVVALDIR	00000004	UPCISALF	00033C+	WBFLEN	00000100	WRGRORCY	0000001C		

0 errors 2454 lines. File DRV.DTACOM.TEXT

NOTE

THE FOLLOWING EXAMPLE IS A LISTING OF THE PRINT
WINDOW PROGRAM USED FOR DOING A SCREEN DUMP FROM
A TEMPORARY WINDOW.

```
1. ( PRTWND.TEXT -----)
2. (
3. (      PRTWND -- Print Current Window
4. (
5. (      (c) Copyright 1982 Corvus Systems, Inc.
6. (                San Jose, California
7. (
8. (      All Rights Reserved
9. (
10. (      v 1.0  07-01-82  KML  Original program for MX100 printer
11. (      v 1.1  10-01-82  LEF  Added IDS460 printer support
12. (
13. (-----)
14.
15. PROGRAM prtwnd.
16.
17. USES (%U /CCUTIL/CCLIB) CCdefn, CCwndIO,
18.
19. CONST esc = 27,
20.
21. TYPE prtrid = (NONE, IDS, MX100);
22.
23. VAR   prtype: prtrid;
24.       ptr:   integer;
25.       disp:  integer;
26.       i, argn: integer;
27.       curWnd: pWndRod;
28.       pDev:   pString80,
29.
30. (- CCLIB external definitions      )
31.
32. FUNCTION pOScurWnd: pWndRod;   ( get kybd record pointer ) EXTERNAL,
33. FUNCTION pOSdevNam (n: integer): pString80;                EXTERNAL,
34. FUNCTION OSdispDv: integer;   ( get display unit nmbr   ) EXTERNAL,
35.
36. PROCEDURE Rbytes (x,y,count: integer; pBuffer: pbytes);
37.     const RBYTES = 7;
38.     var wbuf: record
39.         bytecount: integer;
40.         buffptr: pBytes;
41.     end;
42.     begin
43.     if y < 0 then begin
44.         pBuffer^[0] := 0; exit (Rbytes); end;
45.     write ('\\1Bo', chr(x div 256), chr(x mod 256),
46.           chr(y div 256), chr(y mod 256), chr(2));
47.     wbuf.bytecount := count;
48.     wbuf.buffptr := pBuffer;
49.     unitstatus (disp,wbuf,RBYTES);
50.     end;
51.
52. (%P)
```

```
53. PROCEDURE spit (b: byte);
54.     begin unitwrite (6, b, 1, 0, 1); end;
55.
56. PROCEDURE doit;
57.     var i,j,x,y: integer; b: byte;
58.         cell: array [0..63] of byte;
59.
60.         FUNCTION bit (i,j: integer): integer;
61.             var b: integer;
62.             begin
63.                 b := cell[i], bit := 0;
64.                 if b < 0 then b := b+256;
65.                 case j of
66.                     0: if odd (b div 128) then bit := 1;
67.                     1: if odd (b div 64) then bit := 1;
68.                     2: if odd (b div 32) then bit := 1;
69.                     3: if odd (b div 16) then bit := 1;
70.                     4: if odd (b div 8) then bit := 1;
71.                     5: if odd (b div 4) then bit := 1;
72.                     6: if odd (b div 2) then bit := 1;
73.                     7: if odd (b) then bit := 1;
74.                 end;
75.             end;
76.
77.         begin
78.             write ('\1Bb'); { CURSOR OFF }
79.             with curWnd^ do begin
80.
81.             ( SET LINE SPACING TO 8 DOTS )
82.
83.                 if prtype = MX100 then begin
84.                     spit (esc), spit (ord('A')); spit (8); end;
85.                 if prtype = IDS then begin
86.                     spit (3); end;
87.
88.             ( PRINT LEFT WINDOW BORDER )
89.
90.                 if prtype = MX100 then begin
91.                     spit (esc); spit (ord('K'));
92.                     spit ((lngthy+2) mod 256);
93.                     spit ((lngthy+2) div 256);
94.                     for y := 0 to lngthy+1 do spit (1);
95.                 end;
96.
97.             ($P)
```

```
98. ( PRINT WINDOW )
99.
100.     if prtype = MX100 then
101.         for x := 0 to lngthx div 8 do begin
102.             spit (13); spit (10);
103.             spit (esc); spit (ord('K'));
104.             spit ((lngthy+2) mod 256);
105.             spit ((lngthy+2) div 256);
106.             spit (-1); ( BOTTOM WINDOW BORDER )
107.             for y := 0 to lngthy-1 do begin
108.                 Rbytes (x*8, y, 1, @b);
109.                 spit (b);
110.             end;
111.             spit (-1); ( TOP WINDOW BORDER )
112.         end;
113.     if prtype = IDS then begin
114.         y := lngthy-1;
115.         repeat
116.             for x := 0 to lngthx div 8 do begin
117.                 for i := 0 to 6 do
118.                     Rbytes (x*8, y-i, 1, @cell[i]);
119.                 for j := 0 to 7 do begin
120.                     b := bit (6,j) * 64 +
121.                         bit (5,j) * 32 +
122.                         bit (4,j) * 16 +
123.                         bit (3,j) * 8 +
124.                         bit (2,j) * 4 +
125.                         bit (1,j) * 2 +
126.                         bit (0,j);
127.                     if b = 3 then spit (3);
128.                     spit (b);
129.                 end;
130.             end;
131.             spit (3); spit (14);
132.             y := y-7;
133.             until y < 0;
134.         end;
135.
136. ( PRINT RIGHT WINDOW BORDER )
137.
138.     if prtype = MX100 then begin
139.         spit (13); spit (10);
140.         spit (esc); spit (ord('K'));
141.         spit ((lngthy+2) mod 256);
142.         spit ((lngthy+2) div 256);
143.         for y := 0 to lngthy+1 do spit (-128);
144.     end;
145.
146. (4P)
```

```
147. ( NORMALIZE PRINTER )
148.
149.     if prtype = MX100 then begin
150.         spit (13); spit (10);
151.         spit (esc); spit (ord('2')); spit (12);
152.         end;
153.     if prtype = IDS then begin
154.         spit (3); spit (2); end;
155.     end;
156. write ('\Bo'); ( CURSOR ON )
157. end;
158.
159.
160. begin
161. CCwndIOinit;
162. prtr := 6;
163. disp := OSdispDv;
164. curWnd := pOSourWnd;
165. pDev := pOSdevNam (prtr);
166. if pDev^ (<) 'PRINTER' then begin
167.     writeln ('Printer driver not loaded ...',chr(7));
168.     exit (prtwnd);
169.     end;
170. prtype := MX100;
171. if argo (<) 0 then begin
172.     prtype := NONE;
173.     for argn := 1 to argo do begin
174.         for i := 1 to length(argv[argn]^) do
175.             if argv[argn]^ [i] in ['a'..'z'] then
176.                 argv[argn]^ [i] := chr(ord(argv[argn]^ [i])
177.                     -ord('a')+ord('A'));
178.         if argv[argn]^ = 'IDS' then prtype := IDS;
179.         if argv[argn]^ = 'MX100' then prtype := MX100;
180.         end;
181.     end;
182. if prtype (<) NONE
183. then doit
184. else writeln ('Invalid printer type specified ...',chr(7));
185. end.
186.
187.
188.
```


NOTE

**THE FOLLOWING PAGES CONTAIN THE CORVUS CONCEPT
KEYBOARD TRANSLATION TABLES.**

Table of Contents
KEYBOARD TRANSLATION TABLES

- 1.0 Overview
- 2.0 The Keyboard and the Keycodes
- 3.0 Translation Tables
 - 3.1 SHIFT TABLE (STABLE)
 - 3.2 REGULAR TABLE (RLTABLE)
 - 3.3 ESCAPE # SEQUENCE TABLE (ETABLE)
 - 3.4 STANDARD MULTIPLE CHARACTER SEQUENCE TABLE (SMTABLE)
 - 3.5 CAPS LOCK & QUALIFIER FLAG TABLE (CGTABLE)
 - 3.6 RELEASE TABLE (RTABLE)
 - 3.7 BREAK KEY CODE TABLE (BKEYCOD)
- 4.0 Translation Table examples
 - 4.1 Alphabetic character example
 - 4.2 Standard character example
 - 4.3 Escape # character example
- 5.0 Default Keyboard Translation Table
- 6.0 Program CSK. REV4. TEXT listing
- 7.0 Program CSK. DANSK. TEXT listing
- 8.0 Program CSK. GRMN. TEXT listing

1.0 Overview

This document describes the Keyboard Translation Tables and how to build them. These tables are used by the keyboard driver to generate the character sequences corresponding to the key pressed by the user. If a different set of key caps are used or a different set of character codes are desired then new Translation Tables must be built and loaded into the system. This document describes how to perform those operations.

2.0 The Keyboard and Keycodes

The keyboard is connected to the computer by a transmission line. Through the line, the keyboard sends keycodes describing which key has been pressed or released. These keycodes in conjunction with the Translation Tables are used to generate the character sequences produced by the keyboard driver. Some keys, like the Shift key, affect which characters are generated when other keys are pressed. Some keys cause character sequences to be generated. What happens when a key is pressed or release is determined by the Translation Tables.

Keycodes are 8 bits of data, a byte, sent by the keyboard to inform as to which key has been affected and whether it has been pressed (closure) or released. Every key on the Concept keyboard generates 2 keycodes, which differ only by the most significant bit (MSB) of the keycode byte. If the MSB is set (1) then it is the closure. If the MSB is clear (0) then it is the release. The actual character sequence used for a key, whether pressed or released, is determined by decoding the keycodes using the Translation Tables. The keyboard was designed to generate keycodes instead of character sequences which makes the keyboard flexible. By changing the Translation Tables, one can alter the keyboard character set.

In order to build the Translation Tables a Keycode map is needed. This map shows the keycode values for every key on the keyboard. Figure 1 is a Keycode Map for the current keyboard (Version 04, Selectric (R) style keyboard). Normally, the key caps show which character is generated for each keycode transmitted to the keyboard driver. Figure 2 is a key cap map for this same keyboard.

Version 04 keyboard key caps have either 1 or 2 symbols on them. A single symbol key cap specifies that the character is the same when it is either shifted or unshifted, except for the alphabet characters which get lower case if unshifted. Key caps with two symbols have the character for the lower symbol when unshifted and the character for the upper symbol when shifted.

20	21	22	23	24		58	59	5A	5B	5C	5D	5E	5F					
38	39	30	31	28	29	40	41	50	51	18	1B	10	13	16	08	0B	00	03
3A	3B	32	33	2A	2B	42	43	52	53	1A	1D	12	15		0A	0D	02	05
3C	3D	34	35	2C	2D	44	45	54	55	1C	1E	14	0C		0E	04	06	
3E	3F	36	37	2E	2F	46	47	56	57	19	1F	09	0F		01	07		
48	49	4A	4B								4C	4D	4E	4F				

Figure 1

Keycode Map (release code)

*** CORVUS SYSTEMS




Figure 2

3.0 Translation Tables

The Translation Tables must be defined in an assembly language program, like the program CSK.REV4.TEXT listed in section 6.0. This program is actually a group of Tables. The first Table is TRANTBL which points to seven the Translation Tables.

The seven entries in this table point to the Translation Tables in the following order:

- 1) SHIFT_TABLE (STABLE)
- 2) REGULAR_TABLE (RLTABLE)
- 3) ESCAPE # SEQUENCE TABLE (ETABLE)
- 4) STANDARD MULTIPLE CHARACTER SEQUENCE TABLE (SMTABLE)
- 5) CAPS_QUALIFIER FLAG TABLE (CQTABLE)
- 6) RELEASE TABLE (RLTABLE)
- 7) BREAK KEYCODE TABLE (BKEYCOD)

These entries must be in the above order.

3.1 SHIFT TABLE (STABLE)

This table contains one byte for each keycode \$00 - \$5F. The byte is normally the character code for the specified keycode when the SHIFT key is depressed. Four special byte values are used:

- 9E - use STANDARD MULTIPLE CHARACTER SEQUENCE TABLE (SMTABLE).
- 9F - use CAPS_QUALIFIER FLAG TABLE (CQTABLE).
- 9D - use ESCAPE # SEQUENCE TABLE (ETABLE).
- 00 - no character for this keycode.

3.2 REGULAR TABLE (RLTABLE)

This table contains one byte for each keycode \$00 - \$5F. The byte is normally the character code for the specified keycode when the SHIFT key is not depressed. Four special byte values are used:

- 9E - use STANDARD MULTIPLE CHARACTER SEQUENCE TABLE (SMTABLE).
- 9F - use CAPS_QUALIFIER FLAG TABLE (CQTABLE).
- 9D - use ESCAPE # SEQUENCE TABLE (ETABLE).
- 00 - no character for this keycode.

3.3 ESCAPE # SEQUENCE TABLE (ETABLE)

This table is used when a table code of \$9D is found in key closure or a table code of \$9D is found in key SHIFT TABLE

(STABLE) or the REGULAR TABLE (RLTABLE). It specifies a key which has an ESC # character sequence. Each keycode may have a different character based on the state of the two qualifier keys (SHIFT and COMMAND).

Each table entry has the form (entry length = 10 bytes) :

- 1) Keycode (1 byte).
- 2) filler byte : its value is 0 (1 byte).
- 3) UnSHIFTed & UnCOMMANDed (2 bytes).
- 4) SHIFT only (2 bytes).
- 5) COMMAND only (2 bytes).
- 6) COMMAND & SHIFT together (2 bytes).

Values for the version 04 keyboard:

KEYCODE	FILL	US/UC	S only	C only	C/S	KEY NAME
\$20	00	00	0A	14	1E	Function key 1
\$21	00	01	0B	15	1F	Function key 2
\$22	00	02	0C	16	20	Function key 3
\$23	00	03	0D	17	21	Function key 4
\$24	00	04	0E	18	22	Function key 5
\$4A	00	FF	FF	FF	FF	COMMAND (closure)
\$5B	00	05	0F	19	23	Function key 6
\$59	00	06	10	1A	24	Function key 7
\$5A	00	07	11	1B	25	Function key 8
\$5B	00	08	12	1C	26	Function key 9
\$5C	00	09	13	1D	27	Function key 10
\$CA	00	FE	FE	FE	FE	COMMAND (release)

3.4 STANDARD MULTIPLE CHARACTER SEQUENCE TABLE (SMTABLE)

This table is used on key closure when a \$9E table code is in the SHIFT TABLE (STABLE) or REGULAR TABLE (RLTABLE). Every entry with a \$9E table code in the STABLE or RLTABLE must be in this table.

Each entry is composed of 3 fields. 1) the keycode, 2) the string length, and 3) the actual string. The string is the sequence of character codes placed in the buffer for this key. The Table does not have to be in keycode order. The table ends with a special keycode of \$FF and length of 0.

Values for the version 04 keyboard:

KEYCODES	STRING LENGTH	STRING
\$00 (cursor right)	2	\$1B \$43 (esc C)
\$03 (HOME up)	2	\$1B \$48 (esc H)
\$07 (enter)	2	\$1B \$64 (esc d)
\$08 (cursor left)	2	\$1B \$44 (esc D)
\$0B (cursor down)	2	\$1B \$42 (esc B)
\$3A (back tab)	2	\$1B \$69 (esc i)
\$5D (cursor up)	2	\$1B \$41 (esc A)
\$4E (double zero)	2	\$30 \$30 (00)
\$FF	0	END OF THE TABLE

3.5 CAPS LOCK & QUALIFIER FLAG TABLE (CQTABLE)

This table contains one byte for each keycode \$00 - \$5F. The Keycode is a direct index into the table. Each byte is a set of flags. All unused bits must be cleared (value = 0). The high order bit is the Caps lock flag for the corresponding Keycode. If the bit is set, this keycode generates a shifted character if the CAPS LOCK key is locked. Bit 6 is a special COMMAND key flag. The remaining bits are special key qualifier flags.

The bits currently defined are :

- 7 - Caps lock flag : when set means this keycode generates a shifted character when Caps lock is locked.
- 6 - Special COMMAND key flag:
 - uses ETABLE for closure - keycode high order bit closure.
 - uses ETABLE for release - keycode has high order bit set.
 - special non-repeating key.

5 - Command -----		
4 - Alternate		These bit indicate which type of special key the keycode represents. At most, one bit can be set on.
3 - Fast		
2 - Caps lock		
1 - Control		
0 - Shift -----		

The values for the version O4 keyboard are listed in the attached program CSK.REV4.TEXT, listed in section 6.0.

3.6 RELEASE TABLE (RLTABLE)

This table specifies which keycodes have an action on key release. Each table has 2 fields. 1) the keycode, and 2) the action code.

The action code has 3 possible value types. If the action code is \$9D it specifies a key with a ESCAPE # SEQUENCE TABLE (ETABLE) entry. If the action code is \$9E it specifies a qualifier keycode. Any other action code is a character code to be placed into the buffer. The end of the table is specified by a special keycode of \$FF and an action code of \$00.

Values for the version O4 keyboard:

KEYCODE	ACTION CODE	KEY NAME
\$1F	\$9E	Right SHIFT
\$3C	\$9E	CAPS LOCK
\$3E	\$9E	Left SHIFT
\$48	\$9E	Control (CTRL)
\$49	\$9E	FAST
\$4A	\$9E	COMMAND
\$4C	\$9E	Alternate (ALT)
\$FF	\$00	NULL keycode - END OF TABLE

3.7 BREAK KEY CODE TABLE (BKEYCOD)

This table consists of one byte. It is the Keycode for the key which performs the start/stop toggle. The value for the version O4 keyboard is : \$DF. This is the Keycode for BREAK closure.

4.0 Translation Table examples

This section gives the user several examples of how to change the Keyboard Translation tables. The examples deal with the unmarked key on the top row of keys (keycode \$5E).

4.1 Alphabetic character example

The first example is to use the unmarked key (keycode \$5E) as a standard alphabetic character key. This involves setting a value in the Translation Tables for the unshifted, shifted, and qualifier cases of the key.

- A. These tables use the keycode value as an offset into the tables. Locate the unmarked key on the keyboard and note the position. Locate the same key in the keycode chart and note the keycode for closure (5E).
- B. For this example let us assume the desired output of the Translations Tables is to be the alphabetic character 't' for unSHIFTed, 'T' for SHIFTed, and 'T' for CAPS LOCK.
- C. Create a file with the same tables as the program CSK.REV4.TEXT.

D. Locate the position 5E in the SHIFT Table. Note that the current entry is 9F hex which indicates the key is a qualifier. In this example the SHIFT Table entry will be changed to a 'T' or 54 hex. Edit the STABLE at position 5E hex to contain the value 54 hex.

THE SHIFT TABLE

THE SHIFT TABLE IS INDEXED BY KEYCODE. EACH BYTE REPRESENTS THE CHARACTER CODE FOR THE CORRESPONDING KEYCODE.

The character symbol is above each character code
 SMC = special value for Standard Multiple Character Sequence (\$9E)
 QUL = special value for Qualifier (\$9F)
 EST = special value for Escape Sharp Character Sequence (\$9D)
 ... = No key for this keycode

STABLE

	SMC	3	9	SMC	6	,	-	cr	SMC	1	7	SMC	4	8	5	2	MSB	
DATA. B	\$9E,	\$33,	\$39,	\$9E,	\$36,	\$2C,	\$2D,	\$0D,	\$9E,	\$31,	\$37,	\$9E,	\$34,	\$38,	\$35,	\$32	;\$00	
	+	...	(del	cr)	!	...)	?	P	_	:	~	"	QUL		
DATA. B	\$2B,	\$00,	\$7B,	\$7F,	\$0D,	\$7D,	\$7C,	\$00,	\$29,	\$3F,	\$50,	\$5F,	\$3A,	\$7E,	\$22,	\$9F	;\$10	
	EST	EST	EST	EST	EST	EST	EST	EST	EST	EST	EST	EST	EST	EST	EST	EST		
DATA. B	\$9D,	\$9D,	\$9D,	\$9D,	\$9D,	\$00,	\$00,	\$00,	\$24,	\$25,	\$52,	\$54,	\$46,	\$47,	\$56,	\$42	;\$20	
	@	#	W	E	S	D	X	C	esc	!	SMC	Q	QUL	A	QUL	Z		
DATA. B	\$40,	\$23,	\$57,	\$45,	\$53,	\$44,	\$58,	\$43,	\$1B,	\$21,	\$9E,	\$51,	\$9F,	\$41,	\$9F,	\$5A	;\$30	
	^	&	Y	U	H	J	N	M	QUL	QUL	QUL	sp	QUL	O	SMC	.		
DATA. B	\$5E,	\$26,	\$59,	\$55,	\$4B,	\$4A,	\$4E,	\$4D,	\$9F,	\$9F,	\$9F,	\$20,	\$9F,	\$30,	\$9E,	\$2E	;\$40	
	*	(I	O	K	L	<	>	EST	EST	EST	EST	EST	EST	SMC	QUL	QUL	
DATA. B	\$2A,	\$2B,	\$49,	\$4F,	\$4B,	\$4C,	\$3C,	\$3E,	\$9D,	\$9D,	\$9D,	\$9D,	\$9D,	\$9D,	\$9E,	\$9F,	\$9F	;\$50
LSB	0	1	2	3	4	5	6	7	8	9	A	B	C	D	E	F		

Change the last line to the following:

	*	(I	O	K	L	<	>	EST	EST	EST	EST	EST	EST	SMC	T	QUL	
DATA. B	\$2A,	\$2B,	\$49,	\$4F,	\$4B,	\$4C,	\$3C,	\$3E,	\$9D,	\$9D,	\$9D,	\$9D,	\$9D,	\$9D,	\$9E,	\$54,	\$9F	;\$50
LSB	0	1	2	3	4	5	6	7	8	9	A	B	C	D	E	F		

E. Locate the position 5E in the REGULAR Table. Note that the current entry is 9F hex which indicates the key is a qualifier. In this example the REGULAR table entry will be changed to a 't' or 74 hex. Edit the RTABLE at position 5E hex to contain the value 74 hex.

THE REGULAR TABLE - UNSHIFTED OR LOWER CASE

THE REGULAR TABLE IS INDEXED BY KEYCODE. EACH BYTE REPRESENTS THE CHARACTER CODE FOR THE CORRESPONDING KEYCODE.

The character symbol is above each character code
 SMC = special value for Standard Multiple Character Sequence (\$9E)
 GUL = special value for Qualifier (\$9F)
 EST = special value for Escape Sharp Character Sequence (\$9D)
 ... = No key for this keycode

RTABLE

	SMC	3	9	SMC	6	,	-	cr	SMC	1	7	SMC	4	8	5	2	MSB
DATA. B	\$9E,	\$33,	\$39,	\$9E,	\$36,	\$2C,	\$2D,	\$0D,	\$9E,	\$31,	\$37,	\$9E,	\$34,	\$38,	\$35,	\$32	;\$00
	=	...	[bs	cr]	\	...	0	/	p	-	i	'			GUL
DATA. B	\$3D,	\$00,	\$5B,	\$08,	\$0D,	\$5D,	\$5C,	\$00,	\$30,	\$2F,	\$70,	\$2D,	\$3B,	\$60,	\$27,	\$9F	;\$10
	EST	EST	EST	EST	EST	4	5	r	t	f	g	v	b	;\$20
DATA. B	\$9D,	\$9D,	\$9D,	\$9D,	\$9D,	\$00,	\$00,	\$00,	\$34,	\$35,	\$72,	\$74,	\$66,	\$67,	\$76,	\$62	;\$20
	2	3	w	e	s	d	x	c	esc	l	SMC	q	GUL	a	GUL	z	;\$30
DATA. B	\$32,	\$33,	\$77,	\$65,	\$73,	\$64,	\$7B,	\$63,	\$1B,	\$31,	\$09,	\$71,	\$9F,	\$61,	\$9F,	\$7A	;\$30
	6	7	y	u	h	j	n	m	GUL	GUL	GUL	sp	GUL	o	SMC	.	;\$40
DATA. B	\$36,	\$37,	\$79,	\$75,	\$68,	\$6A,	\$6E,	\$6D,	\$9F,	\$9F,	\$9F,	\$20,	\$9F,	\$30,	\$9E,	\$2E	;\$40
	8	9	i	o	k	l	,	.	EST	EST	EST	EST	EST	EST	SMC	GUL	GUL
DATA. B	\$38,	\$39,	\$69,	\$6F,	\$6B,	\$6C,	\$2C,	\$2E,	\$9D,	\$9D,	\$9D,	\$9D,	\$9D,	\$9E,	\$9F,	\$9F	;\$50
LSB	0	1	2	3	4	5	6	7	8	9	A	B	C	D	E	F	

Change the last line to the following:

	8	9	i	o	k	l	,	.	EST	EST	EST	EST	EST	SMC	t	GUL	
DATA. B	\$38,	\$39,	\$69,	\$6F,	\$6B,	\$6C,	\$2C,	\$2E,	\$9D,	\$9D,	\$9D,	\$9D,	\$9D,	\$9E,	\$74,	\$9F	;\$50
LSB	0	1	2	3	4	5	6	7	8	9	A	B	C	D	E	F	

F. Locate the position 5E in the CAPS/QUALIFIER Table. Note that the current entry is 00 hex which indicates the key does not have any flags set in the CAPS/QUALIFIER Table. In this example the CAPS/QUALIFIER Table entry will be changed to a 80 hex, to set the Caps lock flag in the table. Edit the CGTABLE at position 5E hex to contain the value 80 hex.

THE CAPS/QUALIFIER FLAG TABLE

THE TABLE IS INDEXED BY KEYCODE. EACH BYTE REPRESENTS THE ENTRY FOR THE CORRESPONDING KEYCODE.

Each byte has 8 flags :

- D7 = Caps lock flag : when set means this keycode generates a shifted character when the Caps lock qualifier flag is set.
- D6 = Qualifier has an ESC # sequence flag. When set then must process the keycode as a non-repeating ESC # sequence. Also has a Release sequence.

- D5 = Command -----
 - D4 = Alternate
 - D3 = Fast
 - D2 = Caps lock
 - D1 = Control
 - D0 = Shift
- } This bit says which type of Qualifier
key the Keycode represents.

CGTABLE

DATA. B	\$00, \$00, \$00, \$00, \$00, \$00, \$00, \$00, \$00, \$00, \$00, \$00, \$00, \$00, \$00, \$00	; MSB
DATA. B	\$00, \$00, \$00, \$00, \$00, \$00, \$00, \$00, \$00, \$00, \$80, \$00, \$00, \$00, \$00, \$01	; \$10
DATA. B	\$00, \$00, \$00, \$00, \$00, \$00, \$00, \$00, \$00, \$00, \$80, \$80, \$80, \$80, \$80, \$80	; \$20
DATA. B	\$00, \$00, \$80, \$80, \$80, \$80, \$80, \$80, \$00, \$00, \$00, \$80, \$04, \$80, \$01, \$80	; \$30
DATA. B	\$00, \$00, \$80, \$80, \$80, \$80, \$80, \$80, \$02, \$08, \$60, \$00, \$10, \$00, \$00, \$00	; \$40
DATA. B	\$00, \$00, \$80, \$80, \$80, \$80, \$00, \$00, \$00, \$00, \$00, \$00, \$00, \$00, \$00, \$00	; \$50
LSB	0 1 2 3 4 5 6 7 8 9 A B C D E F	

Change the last line to the following:

DATA. B	\$00, \$00, \$80, \$80, \$80, \$80, \$00, \$00, \$00, \$00, \$00, \$00, \$00, \$00, \$80, \$00	; \$50
LSB	0 1 2 3 4 5 6 7 8 9 A B C D E F	

G. Save the edited version of the Keyboard Translation Tables to a test file. Assemble the file as follows:

ASM68K filename [RETURN]

Upon completion of the assembly, link the file for quick load as follows:

LINKER filename [RETURN]

The last step is to load the new Keyboard Translation Table.

Press [WndowMgr].

Press [LdKybdCh].

Enter the filename, [RETURN].

A successful load of the tables will be noted in the Command Line. Begin testing the results of the new tables by pressing the unmarked key. Use the SHIFT key and the CAPS LOCK key and note the results.

4.2 STANDARD MULTIPLE CHARACTER TABLE MODIFICATION

This example deals with the modification of the STANDARD MULTIPLE CHARACTER SEQUENCE TABLE. The Translation Tables will now be modified to use the unmarked key (keycode 5E) as Cursor Right.

- A. Create a file with the same entries as the CSK.REV4.TEXT file.
- B. Locate the STANDARD MULTIPLE CHARACTER SEQUENCE TABLE within the file. It should be as follows:

```
STANDARD MULTIPLE CHARACTER SEQUENCE TABLE
FORMAT : (KEYCODE,LENGTH,CHARACTER_SEQUENCE)
```

The LENGTH field is the number of characters in the CHARACTER SEQUENCE field. The CHARACTER SEQUENCE is the characters to return for the Keycode.

SMTABLE

	KEYCODE	LENGTH	CHARACTER	SEQUENCE	
DATA. B	\$00,	2,	\$1B,\$43		; CURSOR RIGHT
DATA. B	\$03,	2,	\$1B,\$48		; HOME UP
DATA. B	\$07,	2,	\$1B,\$64		; ENTER
DATA. B	\$08,	2,	\$1B,\$44		; CURSOR LEFT
DATA. B	\$0B,	2,	\$1B,\$42		; CURSOR DOWN
DATA. B	\$3A,	2,	\$1B,\$69		; BACK TAB
DATA. B	\$5D,	2,	\$1B,\$41		; CURSOR UP
DATA. B	\$4E,	2,	\$30,\$30		; DOUBLE ZERO-(00 KEY)
DATA. B	\$FF,	0			; NULL KEYCODE - END OF TABLE

- C. Enter a duplication of the first entry in the table as the last entry in the table. Change the KEYCODE from \$00 to \$5E. The unmarked key is now defined as CURSOR RIGHT.

SMTABLE

	KEYCODE	LENGTH	CHARACTER	SEQUENCE	
DATA. B	\$00,	2,	\$1B,\$43		; CURSOR RIGHT
DATA. B	\$03,	2,	\$1B,\$48		; HOME UP
DATA. B	\$07,	2,	\$1B,\$64		; ENTER
DATA. B	\$08,	2,	\$1B,\$44		; CURSOR LEFT
DATA. B	\$0B,	2,	\$1B,\$42		; CURSOR DOWN
DATA. B	\$3A,	2,	\$1B,\$69		; BACK TAB
DATA. B	\$5D,	2,	\$1B,\$41		; CURSOR UP
DATA. B	\$4E,	2,	\$30,\$30		; DOUBLE ZERO-(00 KEY)
DATA. B	\$5E,	2,	\$1B,\$43		; CURSOR RIGHT
DATA. B	\$FF,	0			; NULL KEYCODE - END OF TABLE

D. Locate the position 5E in the SHIFT Table. Note that the current entry is 9F hex which indicates the key is a qualifier. In this example the SHIFT Table entry will be changed to a 9E hex. Edit the STABLE at position 5E hex to contain the value 9E hex.

THE SHIFT TABLE

THE SHIFT TABLE IS INDEXED BY KEYCODE. EACH BYTE REPRESENTS THE CHARACTER CODE FOR THE CORRESPONDING KEYCODE.

The character symbol is above each character code

- SMC = special value for Standard Multiple Character Sequence (\$9E)
- QUL = special value for Qualifier (\$9F)
- EST = special value for Escape Sharp Character Sequence (\$9D)
- ... = No key for this keycode

STABLE

```

SMC 3 9 SMC 6 , - cr SMC 1 7 SMC 4 8 5 2 ;MSB
DATA.B $9E,$33,$39,$9E,$36,$2C,$2D,$0D,$9E,$31,$37,$9E,$34,$38,$35,$32;$00
+ ... ( del cr ) | ... ) ? P _ : ~ " QUL
DATA.B $2B,$00,$7B,$7F,$0D,$7D,$7C,$00,$29,$3F,$50,$5F,$3A,$7E,$22,$9F;$10
EST EST EST EST EST ... $ % R T F G V B
DATA.B $9D,$9D,$9D,$9D,$9D,$00,$00,$00,$24,$25,$52,$54,$46,$47,$56,$42;$20
@ # W E S D X C esc ! SMC Q GUL A GUL Z
DATA.B $40,$23,$57,$45,$53,$44,$5B,$43,$1B,$21,$9E,$51,$9F,$41,$9F,$5A;$30
^ & Y U H J N M QUL QUL QUL sp QUL O SMC
DATA.B $5E,$26,$59,$55,$4B,$4A,$4E,$4D,$9F,$9F,$9F,$20,$9F,$30,$9E,$2E;$40
* ( I O K L < > EST EST EST EST EST SMC QUL QUL
DATA.B $2A,$2B,$49,$4F,$4B,$4C,$3C,$3E,$9D,$9D,$9D,$9D,$9D,$9E,$9E,$9F;$50
LSB 0 1 2 3 4 5 6 7 8 9 A B C D E F

```

Change the last line to the following:

```

* ( I O K L < > EST EST EST EST EST SMC SMC QUL
DATA.B $2A,$2B,$49,$4F,$4B,$4C,$3C,$3E,$9D,$9D,$9D,$9D,$9D,$9E,$9E,$9F;$50
LSB 0 1 2 3 4 5 6 7 8 9 A B C D E F

```

E. Locate the position 5E in the REGULAR Table. Note that the current entry is 9F hex which indicates the key is a qualifier. In this example the REGULAR table entry will be changed to a 9E hex. Edit the RTABLE at position 5E hex to contain the value 9E hex.

THE REGULAR TABLE - UNSHIFTED OR LOWER CASE

THE REGULAR TABLE IS INDEXED BY KEYCODE. EACH BYTE REPRESENTS THE CHARACTER CODE FOR THE CORRESPONDING KEYCODE.

The character symbol is above each character code
 SMC = special value for Standard Multiple Character Sequence (\$9E)
 GUL = special value for Qualifier (\$9F)
 EST = special value for Escape Sharp Character Sequence (\$9D)
 ... = No key for this keycode

RTABLE

```

SMC 3 9 SMC 6 , - cr SMC 1 7 SMC 4 8 5 2 ;MSB
DATA.B $9E,$33,$39,$9E,$36,$2C,$2D,$0D,$9E,$31,$37,$9E,$34,$38,$35,$32;$00
      = ... [ bs cr ] \ ... 0 / p - ; \ / GUL
DATA.B $3D,$00,$5B,$08,$0D,$5D,$5C,$00,$30,$2F,$70,$2D,$3B,$60,$27,$9F;$10
      EST EST EST EST EST ... 4 5 r t f g v b
DATA.B $9D,$9D,$9D,$9D,$9D,$00,$00,$00,$34,$35,$72,$74,$66,$67,$76,$62;$20
      2 3 w e s d x c esc i SMC q GUL a GUL z
DATA.B $32,$33,$77,$65,$73,$64,$78,$63,$1B,$31,$09,$71,$9F,$61,$9F,$7A;$30
      6 7 y u h j n m GUL GUL GUL sp GUL 0 SMC
DATA.B $36,$37,$79,$75,$6B,$6A,$6E,$6D,$9F,$9F,$9F,$20,$9F,$30,$9E,$2E;$40
      8 9 i u k l , EST EST EST EST EST SMC GUL GUL
DATA.B $3B,$39,$69,$6F,$6B,$6C,$2C,$2E,$9D,$9D,$9D,$9D,$9E,$9E,$9F;$50
LSB 0 1 2 3 4 5 6 7 8 9 A B C D E F

```

Change the last line to the following:

```

      B 9 i o k l , EST EST EST EST EST SMC SMC GUL
DATA.B $3B,$39,$69,$6F,$6B,$6C,$2C,$2E,$9D,$9D,$9D,$9D,$9E,$9E,$9F;$50
LSB 0 1 2 3 4 5 6 7 8 9 A B C D E F

```

F. Save, Assemble, Link, and Load as in the previous example.

4.3 ESCAPE SHARP SEQUENCE TABLE

This example deals with the modification of the ESCAPE SHARP SEQUENCE TABLE. The Translation Tables will now be modified to use the unmarked key as the FUNCTION KEY 1.

- A. Create a file with the same entries as the CSK.REV4.TEXT file.
- B. Locate the ESCAPE SHARP SEQUENCE TABLE within the file. It should be as follows:

```
ESCAPE SHARP(#) SEQUENCE TABLE
FORMAT : (KEYCODE, FILLER, US/UC, SHIFT, COMMAND, C/S)
```

The fill field is added to keep each record on an even byte boundary
The other fields contain the character sequence to follow the ESCAPE # characters:

```
US/UC = when the Shift and Command key are released
SHIFT = when only the Shift key is still being pressed
COMMAND = when only the Command key is still being pressed
C/S = when the Shift and Command keys are still being pressed
```

ETABLE	KEYCODE	FILL	US/UC	SHIFT	COMMAND	C/S
DATA. B	*20,	0,	'00',	'0A',	'14',	'1E' ; FUNCTION KEY 1
DATA. B	*21,	0,	'01',	'0B',	'15',	'1F' ; FUNCTION KEY 2
DATA. B	*22,	0,	'02',	'0C',	'16',	'20' ; FUNCTION KEY 3
DATA. B	*23,	0,	'03',	'0D',	'17',	'21' ; FUNCTION KEY 4
DATA. B	*24,	0,	'04',	'0E',	'18',	'22' ; FUNCTION KEY 5
DATA. B	*4A,	0,	'FF',	'FF',	'FF',	'FF' ; LEFT COMMAND (CLOSURE)
DATA. B	*5B,	0,	'05',	'0F',	'19',	'23' ; FUNCTION KEY 6
DATA. B	*59,	0,	'06',	'10',	'1A',	'24' ; FUNCTION KEY 7
DATA. B	*5A,	0,	'07',	'11',	'1B',	'25' ; FUNCTION KEY 8
DATA. B	*5B,	0,	'08',	'12',	'1C',	'26' ; FUNCTION KEY 9
DATA. B	*5C,	0,	'09',	'13',	'1D',	'27' ; FUNCTION KEY 10
DATA. B	*CA,	0,	'FE',	'FE',	'FE',	'FE' ; LEFT COMMAND (RELEASE)

- C. Enter a duplication of the first entry in the table as the last entry in the table. Change the KEYCODE from *20 to *5E. The unmarked key is now defined as FUNCTION KEY 1.

ETABLE	KEYCODE	FILL	US/UC	SHIFT	COMMAND	C/S
DATA. B	*20,	0,	'00',	'0A',	'14',	'1E' ; FUNCTION KEY 1
DATA. B	*21,	0,	'01',	'0B',	'15',	'1F' ; FUNCTION KEY 2
DATA. B	*22,	0,	'02',	'0C',	'16',	'20' ; FUNCTION KEY 3
DATA. B	*23,	0,	'03',	'0D',	'17',	'21' ; FUNCTION KEY 4
DATA. B	*24,	0,	'04',	'0E',	'18',	'22' ; FUNCTION KEY 5

DATA. B	*4A,	0,	'FF',	'FF',	'FF',	'FF' ; LEFT COMMAND (CLOSURE)
DATA. B	*5B,	0,	'05',	'0F',	'19',	'23' ; FUNCTION KEY 6
DATA. B	*59,	0,	'06',	'10',	'1A',	'24' ; FUNCTION KEY 7
DATA. B	*5A,	0,	'07',	'11',	'1B',	'25' ; FUNCTION KEY 8
DATA. B	*5B,	0,	'08',	'12',	'1C',	'26' ; FUNCTION KEY 9
DATA. B	*5C,	0,	'09',	'13',	'1D',	'27' ; FUNCTION KEY 10
DATA. B	*5E,	0,	'00',	'0A',	'14',	'1E' ; FUNCTION KEY 1
DATA. B	*CA,	0,	'FE',	'FE',	'FE',	'FE' ; LEFT COMMAND (RELEASE)

D. Locate the position 5E in the SHIFT Table. Note that the current entry is 9F hex which indicates the key is a qualifier. In this example the SHIFT Table entry will be changed to a 9D hex. Edit the STABLE at position 5E hex to contain the value 9D.

THE SHIFT TABLE

THE SHIFT TABLE IS INDEXED BY KEYCODE. EACH BYTE REPRESENTS THE CHARACTER CODE FOR THE CORRESPONDING KEYCODE.

The character symbol is above each character code

- SMC = special value for Standard Multiple Character Sequence (\$9E)
- GUL = special value for Qualifier (\$9F)
- EST = special value for Escape Sharp Character Sequence (\$9D)
- ... = No key for this keycode

STABLE

	SMC	3	9	SMC	6	,	-	cr	SMC	1	7	SMC	4	8	5	2	MSB
DATA. B	\$9E,	\$33,	\$39,	\$9E,	\$36,	\$2C,	\$2D,	\$0D,	\$9E,	\$31,	\$37,	\$9E,	\$34,	\$38,	\$35,	\$32	;\$00
	+	...	{	del	cr	}		...	}	?	P	_	:	~	"	GUL	
DATA. B	\$2B,	\$00,	\$7B,	\$7F,	\$0D,	\$7D,	\$7C,	\$00,	\$29,	\$3F,	\$30,	\$3F,	\$3A,	\$7E,	\$22,	\$9F	;\$10
	EST	EST	EST	EST	EST	*	%	R	T	F	G	V	B	
DATA. B	\$9D,	\$9D,	\$9D,	\$9D,	\$9D,	\$00,	\$00,	\$00,	\$24,	\$25,	\$52,	\$54,	\$46,	\$47,	\$56,	\$42	;\$20
	@	#	W	E	S	D	X	C	esc	!	SMC	G	GUL	A	GUL	Z	
DATA. B	\$40,	\$23,	\$57,	\$45,	\$53,	\$44,	\$58,	\$43,	\$1B,	\$21,	\$9E,	\$31,	\$9F,	\$41,	\$9F,	\$5A	;\$30
	^	&	Y	U	H	J	N	M	GUL	GUL	GUL	sp	GUL	O	SMC	.	
DATA. B	\$5E,	\$26,	\$59,	\$55,	\$48,	\$4A,	\$4E,	\$4D,	\$9F,	\$9F,	\$9F,	\$20,	\$9F,	\$30,	\$9E,	\$2E	;\$40
	*	(I	O	K	L	<	>	EST	EST	EST	EST	EST	EST	SMC	GUL	GUL
DATA. B	\$2A,	\$28,	\$49,	\$4F,	\$4B,	\$4C,	\$3C,	\$3E,	\$9D,	\$9D,	\$9D,	\$9D,	\$9D,	\$9E,	\$9F,	\$9F	;\$50
LSB	0	1	2	3	4	5	6	7	8	9	A	B	C	D	E	F	

Change the last line to the following:

	*	(I	O	K	L	<	>	EST	EST	EST	EST	EST	EST	SMC	EST	GUL
DATA. B	\$2A,	\$28,	\$49,	\$4F,	\$4B,	\$4C,	\$3C,	\$3E,	\$9D,	\$9D,	\$9D,	\$9D,	\$9D,	\$9E,	\$9D,	\$9F	;\$50
LSB	0	1	2	3	4	5	6	7	8	9	A	B	C	D	E	F	

E. Locate the position 5E in the REGULAR Table. Note that the current entry is 9F hex which indicates the key is a qualifier. In this example the REGULAR table entry will be changed to a 9D hex. Edit the RTABLE at position 5E hex to contain the value 9D hex.

THE REGULAR TABLE - UNSHIFTED OR LOWER CASE

THE REGULAR TABLE IS INDEXED BY KEYCODE. EACH BYTE REPRESENTS THE CHARACTER CODE FOR THE CORRESPONDING KEYCODE.

The character symbol is above each character code
 SMC = special value for Standard Multiple Character Sequence (\$9E)
 GUL = special value for Qualifier (\$9F)
 EST = special value for Escape Sharp Character Sequence (\$9D)
 ... = No key for this keycode

RTABLE

	SMC	3	9	SMC	6	,	-	cr	SMC	1	7	SMC	4	8	5	2	;MSB
DATA.B	\$9E,	\$33,	\$39,	\$9E,	\$36,	\$2C,	\$2D,	\$0D,	\$9E,	\$31,	\$37,	\$9E,	\$34,	\$38,	\$35,	\$32,	\$00
	=	[bs	cr]	\	0	/	p	-	;	'	'				GUL
DATA.B	\$3D,	\$00,	\$5B,	\$08,	\$0D,	\$5D,	\$5C,	\$00,	\$30,	\$2F,	\$70,	\$2D,	\$3B,	\$60,	\$27,	\$9F,	\$10
	EST	EST	EST	EST	EST	4	5	r	t	f	g	v	b	
DATA.B	\$9D,	\$9D,	\$9D,	\$9D,	\$9D,	\$00,	\$00,	\$00,	\$34,	\$35,	\$72,	\$74,	\$66,	\$67,	\$76,	\$62,	\$20
	2	3	w	e	s	d	x	c	esc	1	SMC	q	GUL	a	GUL	z	
DATA.B	\$32,	\$33,	\$77,	\$65,	\$73,	\$64,	\$78,	\$63,	\$1B,	\$31,	\$09,	\$71,	\$9F,	\$61,	\$9F,	\$7A,	\$30
	6	7	y	u	h	j	n	m	GUL	GUL	GUL	sp	GUL	o	SMC	.	
DATA.B	\$36,	\$37,	\$79,	\$75,	\$6B,	\$6A,	\$6E,	\$6D,	\$9F,	\$9F,	\$9F,	\$20,	\$9F,	\$30,	\$9E,	\$2E,	\$40
	8	9	i	o	k	l	,	.	EST	EST	EST	EST	EST	EST	SMC	GUL	GUL
DATA.B	\$38,	\$39,	\$69,	\$6F,	\$6B,	\$6C,	\$2C,	\$2E,	\$9D,	\$9D,	\$9D,	\$9D,	\$9D,	\$9E,	\$9F,	\$9F,	\$30
LSB	0	1	2	3	4	5	6	7	8	9	A	B	C	D	E	F	

Change the last line to the following:

	8	9	i	o	k	l	,	.	EST	EST	EST	EST	EST	SMC	EST	GUL	
DATA.B	\$38,	\$39,	\$69,	\$6F,	\$6B,	\$6C,	\$2C,	\$2E,	\$9D,	\$9D,	\$9D,	\$9D,	\$9D,	\$9E,	\$9D,	\$9F,	\$30
LSB	0	1	2	3	4	5	6	7	8	9	A	B	C	D	E	F	

F. Save, Assemble, Link, and Load as in the previous example.

5.0 Default Keyboard Translation Table

To make a Keyboard Translation Table the system default table, put the linker out file for the Keyboard Translation Table into the volume /CCSYS/ with a file name of CSK.DEFAULT.

6.0 Program CSK.REV4.TEXT listing

; THIS FILE CONTAINS THE TABLES FOR THE KEYBOARD DRIVER FOR THE VERSION
; 04 KEYBOARD (Selectric style ASCII with ALT key and Back Space key
; moved from the version 3 location).

; file : csk.rev4.text
; date : 05-Oct-82 kb

; TRANSLATION TABLE

TRANTBL

DATA.L	STABLE - TRANTBL	; POINTER TO SHIFT TABLE
DATA.L	RTABLE - TRANTBL	; POINTER TO REGULAR TABLE
DATA.L	ETABLE - TRANTBL	; POINTER TO ESCAPE # TABLE
DATA.L	SMTABLE- TRANTBL	; PTR TO STANDARD MULT CHAR TABLE
DATA.L	CGTABLE- TRANTBL	; POINTER TO CAP/QUALIFIER TABLE
DATA.L	RLTABLE- TRANTBL	; POINTER TO RELEASE TABLE
DATA.L	BKEYCOD- TRANTBL	; POINTER TO BREAK KEYCODE TABLE

; LENGTH OF FILE DATA AFTER TRANSLATION TABLE

DATA.W	LENGTH
--------	--------

; VERSION DATE

VERSION	DATA.B	'070682'
---------	--------	----------

START R1'S
page

; NOTE:

; All the tables have keycodes with the closure/release bit (MSB) of the Keycode
; clear (0), except the Break Keycode Table.

; THE SHIFT TABLE

; TABLE IS INDEXED BY KEYCODE. EACH BYTE REPRESENTS THE CHARACTER
; CODE FOR THE CORRESPONDING KEYCODE.

; Used on Closure only when Shift key is being pressed (Shift flag is set).

; The character symbol is above each character code

SMC	= special value for Standard Multiple Character Sequence	(*9E)
GUL	= special value for Qualifier	(*9F)
EST	= special value for Escape Sharp Character Sequence	(*9D)
...	= No key for this keycode	

STABLE

```

; SMC 3 9 SMC 6 , - cr SMC 1 7 SMC 4 8 5 2 ;MSB
DATA.B $9E,$33,$39,$9E,$36,$2C,$2D,$0D,$9E,$31,$37,$9E,$34,$38,$35,$32;$00
; + ... ( del cr ) ! ... ) ? P _ : ~ " GUL
DATA.B $2B,$00,$7B,$7F,$0D,$7D,$7C,$00,$29,$3F,$50,$5F,$3A,$7E,$22,$9F;$10
; EST EST EST EST EST ... $ % R T F G V B
DATA.B $9D,$9D,$9D,$9D,$9D,$00,$00,$00,$24,$25,$32,$54,$46,$47,$56,$42;$20
; @ # W E S D X C esc ! SMC G GUL A GUL Z
DATA.B $40,$23,$57,$45,$33,$44,$58,$43,$1B,$21,$9E,$31,$9F,$41,$9F,$5A;$30
; ^ & Y U H J N M GUL GUL GUL sp GUL O SMC
DATA.B $5E,$26,$59,$55,$4B,$4A,$4E,$4D,$9F,$9F,$9F,$20,$9F,$30,$9E,$2E;$40
; * ( I O K L , < > EST EST EST EST EST SMC EST EST
DATA.B $2A,$28,$49,$4F,$4B,$4C,$3C,$3E,$9D,$9D,$9D,$9D,$9D,$9E,$9F,$9F;$50
; LSB 0 1 2 3 4 5 6 7 8 9 A B C D E F
page

```

THE REGULAR TABLE -- UNSHIFTED OR LOWER CASE
TABLE IS INDEXED BY KEYCODE. EACH BYTE REPRESENTS THE CHARACTER
CODE FOR THE CORRESPONDING KEYCODE.

Used on Closure only when Shift key is released (Shift flag is clear).
The character symbol is above each character code
SMC = special value for Standard Multiple Character Sequence (\$9E)
GUL = special value for Qualifier (\$9F)
EST = special value for Escape Sharp Character Sequence (\$9D)
... = No key for this keycode

RTABLE

```

; SMC 3 9 SMC 6 , - cr SMC 1 7 SMC 4 8 5 2 ;MSB
DATA.B $9E,$33,$39,$9E,$36,$2C,$2D,$0D,$9E,$31,$37,$9E,$34,$38,$35,$32;$00
; = ... [ bs cr ] \ ... 0 / p - ; \ ' GUL
DATA.B $3D,$00,$5B,$0B,$0D,$5D,$5C,$00,$30,$2F,$70,$2D,$3B,$60,$27,$9F;$10
; EST EST EST EST EST ... 4 5 r t f g v b
DATA.B $9D,$9D,$9D,$9D,$9D,$00,$00,$00,$34,$35,$72,$74,$66,$67,$76,$62;$20
; 2 3 w e s d x c esc l SMC q GUL a GUL z
DATA.B $32,$33,$77,$65,$73,$64,$78,$63,$1B,$31,$09,$71,$9F,$61,$9F,$7A;$30
; 6 7 y u h j n m GUL GUL GUL sp GUL O SMC
DATA.B $36,$37,$79,$75,$6B,$6A,$6E,$6D,$9F,$9F,$9F,$20,$9F,$30,$9E,$2E;$40
; B 9 i o k l , EST EST EST EST EST SMC EST EST
DATA.B $38,$39,$69,$6F,$6B,$6C,$2C,$2E,$9D,$9D,$9D,$9D,$9D,$9E,$9F,$9F;$50
; LSB 0 1 2 3 4 5 6 7 8 9 A B C D E F
page

```

THE CAPS/QUALIFIER FLAG TABLE
TABLE IS INDEXED BY KEYCODE. EACH BYTE REPRESENTS THE ENTRY FOR
THE CORRESPONDING KEYCODE.

Used on Closure when a \$9F is in the Keycode entry of the Shift or Regular
Table, process a Qualifier. Also on Closure when the Caps Lock Key is

```

; being pressed (CapsLock flag is set).
; Used on Release when a $9E action code is in the Keycode entry of the Release
; Table.
;
; Each byte has 8 flags :
; D7 = Caps lock flag : when set means this keycode generates a
; shifted character when the Caps lock qualifier flag is set.
; D6 = Qualifier has an ESC # sequence flag. When set then must process
; the keycode as a non-repeating ESC # sequence. Also has a Release
; sequence.
;
; D5 = Command -----
; D4 = Alternate      |
; D3 = Fast           |           This bit says which type of Qualifier
; D2 = Caps lock     | _____ key the Keycode represents.
; D1 = Control        |
; D0 = Shift         |

```

CGTABLE

```

; MSB
DATA B $00,$00,$00,$00,$00,$00,$00,$00,$00,$00,$00,$00,$00,$00,$00,$00 ;$00
DATA B $00,$00,$00,$00,$00,$00,$00,$00,$00,$00,$80,$00,$00,$00,$00,$01 ;$10
DATA B $00,$00,$00,$00,$00,$00,$00,$00,$00,$00,$80,$80,$80,$80,$80,$80 ;$20
DATA B $00,$00,$80,$80,$80,$80,$80,$80,$00,$00,$00,$80,$04,$80,$01,$80 ;$30
DATA B $00,$00,$80,$80,$80,$80,$80,$80,$02,$08,$60,$00,$10,$00,$00,$00 ;$40
DATA B $00,$00,$80,$80,$80,$80,$00,$00,$00,$00,$00,$00,$00,$00,$00,$00 ;$50
LSB  0  1  2  3  4  5  6  7  8  9  A  B  C  D  E  F
page

```

```

; ESCAPE SHARP(#) SEQUENCE TABLE
; FORMAT : (KEYCODE, FILLER, US/UC, SHIFT, COMMAND, C/S)

```

```

; Used on Closure when a $9D is in the Keycode entry of the Shift or
; Regular Table.
; Used on Release when a $9D action code is in the Keycode entry of
; the Release Table. Release keycode has high order bit set.
;
; The fill field is added to keep each record on an even byte boundary
; The other fields contain the character sequence to follow the ESCAPE #
; characters:
; US/UC = when the Shift and Command key are released
; SHIFT = when only the Shift key is still being pressed
; COMMAND = when only the Command key is still being pressed
; C/S = when the Shift and Command keys are still being pressed

```

ETABLE

	KEYCODE	FILL	US/UC	SHIFT	COMMAND	C/S
DATA B	\$20,	0,	'00',	'0A',	'14',	'1E' ; FUNCTION KEY 1
DATA B	\$21,	0,	'01',	'0B',	'15',	'1F' ; FUNCTION KEY 2
DATA B	\$22,	0,	'02',	'0C',	'16',	'20' ; FUNCTION KEY 3
DATA B	\$23,	0,	'03',	'0D',	'17',	'21' ; FUNCTION KEY 4
DATA B	\$24,	0,	'04',	'0E',	'18',	'22' ; FUNCTION KEY 5

```

DATA.B $4A, 0, 'FF', 'FF', 'FF', 'FF' ; LEFT COMMAND (CLOSURE)
DATA.B $58, 0, '05', '0F', '19', '23' ; FUNCTION KEY 6
DATA.B $59, 0, '06', '10', '1A', '24' ; FUNCTION KEY 7
DATA.B $5A, 0, '07', '11', '1B', '25' ; FUNCTION KEY 8
DATA.B $5B, 0, '08', '12', '1C', '26' ; FUNCTION KEY 9
DATA.B $5C, 0, '09', '13', '1D', '27' ; FUNCTION KEY 10
DATA.B $CA, 0, 'FE', 'FE', 'FE', 'FE' ; LEFT COMMAND (RELEASE)
page

```

```

; STANDARD MULTIPLE CHARACTER SEQUENCE TABLE
; FORMAT : (KEYCODE, LENGTH, CHARACTER_SEQUENCE)

```

```

; Used on Closure when a $9E is in the Keycode entry of the Shift or
; Regular Table.

```

```

; The LENGTH field is the number of characters in the CHARACTER SEQUENCE field.
; The CHARACTER SEQUENCE is the characters to return for the Keycode.

```

```

; SMTABLE

```

```

; KEYCODE LENGTH CHARACTER SEQUENCE
DATA.B $00, 2, $1B,$43 ; CURSOR RIGHT
DATA.B $03, 2, $1B,$48 ; HOME UP
DATA.B $07, 2, $1B,$64 ; ENTER
DATA.B $0B, 2, $1B,$44 ; CURSOR LEFT
DATA.B $0B, 2, $1B,$42 ; CURSOR DOWN
DATA.B $3A, 2, $1B,$69 ; BACK TAB
DATA.B $5D, 2, $1B,$41 ; CURSOR UP
DATA.B $4E, 2, $30,$30 ; DOUBLE ZERO-( 00 KEY )
DATA.B $FF, 0 ; NULL KEYCODE - END OF TABLE
page

```

```

; RELEASE TABLE
; FORMAT : (KEYCODE, ACTION_CODE)

```

```

; Used on all Release keycodes

```

```

; The action code describes the type of key:
; 9D = return an Escape Sharp Sequence for this keycode
; 9E = a Qualifier key
; all other = character code to return

```

```

; RLTABLE

```

```

; KEYCODE ACTION_CODE
DATA.B $1F, $9E ; RIGHT SHIFT
DATA.B $3C, $9E ; CAPS LOCK
DATA.B $3E, $9E ; LEFT SHIFT
DATA.B $48, $9E ; CONTROL
DATA.B $49, $9E ; FAST
DATA.B $4A, $9E ; LEFT COMMAND
DATA.B $4C, $9E ; ALTERNATE
DATA.B $FF, $00 ; NULL KEYCODE - END OF TABLE

```

```

;
; BREAK KEYCODE TABLE
; SINGLE BYTE TABLE. THIS IS THE KEYCODE WHICH CAUSES START/STOP.
;
; Used on all keycodes.
;
; The filler is to keep the file on an even byte boundary
;
BKEYCOD DATA.B $DF,0 ;BREAK CLOSURE KEYCODE,FILLER
;
LENGTH EQU %-VERSION ;LENGTH OF DATA AFTER TRANSLATION TABLE
END START

```


7.0 Program CSK.DANSK listing

```
;
; THIS FILE CONTAINS THE TABLES FOR THE KEYBOARD DRIVER FOR THE VERSION
; 04 Danish KEYBOARD (Selectric style with ALT key).
;
; NOTE:
; Because this document was printed on a standard ASCII printer,
; special Danish characters are printed as ASCII characters.
;
; file : csk.dansk.text
; date : 05-Oct-82 kb
;
; TRANSLATION TABLE
;
TRANSTBL
      DATA.L   STABLE - TRANSTBL ; POINTER TO SHIFT TABLE
      DATA.L   RTABLE - TRANSTBL ; POINTER TO REGULAR TABLE
      DATA.L   ETABLE - TRANSTBL ; POINTER TO ESCAPE # TABLE
      DATA.L   SMTABLE- TRANSTBL ; PTR TO STANDARD MULT CHAR TABLE
      DATA.L   CGTABLE- TRANSTBL ; POINTER TO CAP/QUALIFIER TABLE
      DATA.L   RLTABLE- TRANSTBL ; POINTER TO RELEASE TABLE
      DATA.L   BKEYCOD- TRANSTBL ; POINTER TO BREAK KEYCODE TABLE
;
; LENGTH OF FILE DATA AFTER TRANSLATION TABLE
;
      DATA.W   LENGTH
;
; VERSION DATE
;
VERSION   DATA.B   '051082' ; ddmmyy - day month year
;
START     RTS
      page
;
; NOTE:
;
; All the tables have keycodes with the closure/release bit (MSB) of the
; Keycode clear (0), except the Break Keycode Table.
;
; THE SHIFT TABLE
; TABLE IS INDEXED BY KEYCODE. EACH BYTE REPRESENTS THE CHARACTER
; CODE FOR THE CORRESPONDING KEYCODE.
;
; Used on Closure only when Shift key is still depressed (Shift flag is set)
;
; The character symbol is above each character code
; SMC = special value for Standard Multiple Character Sequence ($9E)
; QUL = special value for Qualifier ($9F)
; EST = special value for Escape Sharp Character Sequence ($9D)
```


; ... = No key for this keycode

STABLE

DATA.B	\$9E, \$33, \$39, \$9E, \$36, \$2C, \$2D, \$0D, \$9E, \$31, \$37, \$9E, \$34, \$38, \$35, \$32	MSB
DATA.B	\$2B, \$00, \$22, \$7F, \$0D, \$3A, \$7E, \$00, \$29, \$3F, \$50, \$5F, \$5B, \$5D, \$5C, \$9F	\$10
DATA.B	\$9D, \$9D, \$9D, \$9D, \$9D, \$00, \$00, \$24, \$25, \$52, \$54, \$46, \$47, \$56, \$42	\$20
DATA.B	\$40, \$23, \$57, \$45, \$53, \$44, \$58, \$43, \$1B, \$21, \$9E, \$51, \$9F, \$41, \$9F, \$59	\$30
DATA.B	\$5E, \$26, \$5A, \$55, \$48, \$4A, \$4E, \$4D, \$9F, \$9F, \$9F, \$20, \$9F, \$30, \$9E, \$2E	\$40
DATA.B	\$2A, \$2B, \$49, \$4F, \$4B, \$4C, \$3C, \$3E, \$9D, \$9D, \$9D, \$9D, \$9D, \$9E, \$9F, \$9F	\$50
LSB	0 1 2 3 4 5 6 7 8 9 A B C D E F	

THE REGULAR TABLE - UNSHIFTED OR LOWER CASE
TABLE IS INDEXED BY KEYCODE. EACH BYTE REPRESENTS THE CHARACTER CODE FOR THE CORRESPONDING KEYCODE.

Used on Closure only when Shift key is released (Shift flag is clear).

The character symbol is above each character code
SMC = special value for Standard Multiple Character Sequence (\$9E)
QUL = special value for Qualifier (\$9F)
EST = special value for Escape Sharp Character Sequence (\$9D)
... = No key for this keycode

RTABLE

DATA.B	\$9E, \$33, \$39, \$9E, \$36, \$2C, \$2D, \$0D, \$9E, \$31, \$37, \$9E, \$34, \$38, \$35, \$32	MSB
DATA.B	\$3D, \$00, \$27, \$0B, \$0D, \$3B, \$60, \$00, \$30, \$2F, \$70, \$2D, \$7B, \$7D, \$7C, \$9F	\$10
DATA.B	\$9D, \$9D, \$9D, \$9D, \$9D, \$00, \$00, \$34, \$35, \$72, \$74, \$66, \$67, \$76, \$62	\$20
DATA.B	\$32, \$33, \$77, \$65, \$73, \$64, \$78, \$63, \$1B, \$31, \$09, \$71, \$9F, \$61, \$9F, \$79	\$30
DATA.B	\$36, \$37, \$7A, \$75, \$6B, \$6A, \$6E, \$6D, \$9F, \$9F, \$9F, \$20, \$9F, \$30, \$9E, \$2E	\$40
DATA.B	\$3B, \$39, \$69, \$6F, \$6B, \$6C, \$2C, \$2E, \$9D, \$9D, \$9D, \$9D, \$9D, \$9E, \$9F, \$9F	\$50
LSB	0 1 2 3 4 5 6 7 8 9 A B C D E F	

THE CAPS/QUALIFIER FLAG TABLE
TABLE IS INDEXED BY KEYCODE. EACH BYTE REPRESENTS THE ENTRY FOR THE CORRESPONDING KEYCODE.


```

DATA.B $22, 0, '02', '0C', '16', '20' ; FUNCTION KEY 3
DATA.B $23, 0, '03', '0D', '17', '21' ; FUNCTION KEY 4
DATA.B $24, 0, '04', '0E', '18', '22' ; FUNCTION KEY 5
DATA.B $4A, 0, 'FF', 'FF', 'FF', 'FF' ; LEFT COMMAND (CLOSURE)
DATA.B $5B, 0, '05', '0F', '19', '23' ; FUNCTION KEY 6
DATA.B $59, 0, '06', '10', '1A', '24' ; FUNCTION KEY 7
DATA.B $5A, 0, '07', '11', '1B', '25' ; FUNCTION KEY 8
DATA.B $5B, 0, '08', '12', '1C', '26' ; FUNCTION KEY 9
DATA.B $5C, 0, '09', '13', '1D', '27' ; FUNCTION KEY 10
DATA.B $CA, 0, 'FE', 'FE', 'FE', 'FE' ; LEFT COMMAND (RELEASE)
page

```

```

; STANDARD MULTIPLE CHARACTER SEQUENCE TABLE
; FORMAT : (KEYCODE, LENGTH, CHARACTER_SEQUENCE)

```

```

; Used on Closure when a $9E is in the Keycode entry of the Shift or
; Regular Table.

```

```

; The LENGTH field is the number of characters in the CHARACTER SEQUENCE field
; The CHARACTER SEQUENCE is the characters to return for the Keycode.

```

SMTABLE

```

KEYCODE LENGTH CHARACTER SEQUENCE
DATA.B $00, 2, $1B,$43 ; CURSOR RIGHT
DATA.B $03, 2, $1B,$4B ; HOME UP
DATA.B $07, 2, $1B,$64 ; ENTER
DATA.B $08, 2, $1B,$44 ; CURSOR LEFT
DATA.B $0B, 2, $1B,$42 ; CURSOR DOWN
DATA.B $3A, 2, $1B,$69 ; BACK TAB
DATA.B $5D, 2, $1B,$41 ; CURSOR UP
DATA.B $4E, 2, $30,$30 ; DOUBLE ZERO-( 00 KEY )
DATA.B $FF, 0 ; NULL KEYCODE - END OF TABLE
page

```

RELEASE TABLE

```

; FORMAT : (KEYCODE, ACTION_CODE)

```

```

; Used on all Release keycodes.

```

```

; The action code describes the type of key:
; 9D = return an Escape Sharp Sequence for this keycode
; 9E = a Qualifier key
; all other = character code to return

```

RLTABLE

```

KEYCODE ACTION CODE
DATA.B $1F, $9E ; RIGHT SHIFT
DATA.B $3C, $9E ; CAPS LOCK
DATA.B $3E, $9E ; LEFT SHIFT
DATA.B $4B, $9E ; CONTROL
DATA.B $49, $9E ; FAST

```

```

DATA.B   $4A,           $9E ; LEFT COMMAND
DATA.B   $4C,           $9E ; ALTERNATE
DATA.B   $FF,           $00 ; NULL KEYCODE - END OF TABLE
;
; BREAK KEYCODE TABLE
; SINGLE BYTE TABLE. THIS IS THE KEYCODE WHICH CAUSES START/STOP.
; Used on all keycodes.
; The filler is to keep the file on an even byte boundary
;
BKEYCOD DATA.B   $DF,0           ; BREAK CLOSURE KEYCODE, FILLER
;
LENGTH EQU        %-VERSION      ; LENGTH OF DATA AFTER TRANSLATION TABLE
END          START

```


B.0 Program CSK.GRMN.TEXT listing

```
;/
;/ THIS FILE CONTAINS THE TABLES FOR THE KEYBOARD DRIVER FOR THE VERSION
;/ 03 German KEYBOARD (Selectric style with ALT key).
;/
;/ NOTE:
;/ Because this document was printed on a standard ASCII printer,
;/ special German characters are printed as ASCII characters.
;/
;/ file : csk.grmn.text
;/ date : 05-Oct-82 kb
;/
;/ TRANSLATION TABLE
;/
TRANSTBL
      DATA.L      STABLE - TRANSTBL ; POINTER TO SHIFT TABLE
      DATA.L      RTABLE - TRANSTBL ; POINTER TO REGULAR TABLE
      DATA.L      ETABLE - TRANSTBL ; POINTER TO ESCAPE # TABLE
      DATA.L      SMTABLE- TRANSTBL ; PTR TO STANDARD MULT CHAR TABLE
      DATA.L      CQTABLE- TRANSTBL ; POINTER TO CAP/QUALIFIER TABLE
      DATA.L      RLTABLE- TRANSTBL ; POINTER TO RELEASE TABLE
      DATA.L      BKEYCOD- TRANSTBL ; POINTER TO BREAK KEYCODE TABLE
;/
;/ LENGTH OF FILE DATA AFTER TRANSLATION TABLE
;/
      DATA.W      LENGTH
;/
;/ VERSION DATE
;/
VERSION   DATA.B      '051082' ; ddmmy - day month year
;/
START     RTS
      page
;/
;/ NOTE:
;/
;/ All the tables have keycodes with the closure/release bit (MSB) of the
;/ Keycode clear (0), except the Break Keycode Table.
;/
;/ THE SHIFT TABLE
;/      TABLE IS INDEXED BY KEYCODE. EACH BYTE REPRESENTS THE CHARACTER
;/      CODE FOR THE CORRESPONDING KEYCODE.
;/
;/      Used on Closure only when Shift key is still depressed (Shift flag is set).
;/
;/ The character symbol is above each character code
;/      SMC = special value for Standard Multiple Character Sequence ($9E)
;/      QUL = special value for Qualifier ($9F)
;/      EST = special value for Escape Sharp Character Sequence ($9D)
```

; ... = No key for this keycode

STABLE

	SMC	3	9	SMC	6	,	-	cr	SMC	1	7	SMC	4	B	5	2	MSB
DATA. B	\$9E,	\$33,	\$39,	\$9E,	\$36,	\$2C,	\$2D,	\$0D,	\$9E,	\$31,	\$37,	\$9E,	\$34,	\$38,	\$35,	\$32	\$00
	+	...	"	del	cr	:	\	...)	?	P	-	o	u	a	GUL	
DATA. B	\$2B,	\$00,	\$22,	\$7F,	\$0D,	\$3A,	\$60,	\$00,	\$29,	\$3F,	\$50,	\$5F,	\$5C,	\$3D,	\$5B,	\$9F	\$10
	EST	EST	EST	EST	EST	\$	%	R	T	F	G	V	B	
DATA. B	\$9D,	\$9D,	\$9D,	\$9D,	\$9D,	\$00,	\$00,	\$00,	\$24,	\$25,	\$52,	\$54,	\$46,	\$47,	\$56,	\$42	\$20
	[#	w	e	s	d	x	c	esc	!	SMC	q	GUL	a	GUL	y	
DATA. B	\$40,	\$23,	\$57,	\$45,	\$53,	\$44,	\$58,	\$43,	\$1B,	\$21,	\$9E,	\$51,	\$9F,	\$41,	\$9F,	\$59	\$30
	^	&	Z	U	H	J	N	M	GUL	GUL	GUL	sp	GUL	o	SMC	.	
DATA. B	\$5E,	\$26,	\$5A,	\$55,	\$4B,	\$4A,	\$4E,	\$4D,	\$9F,	\$9F,	\$9F,	\$20,	\$9F,	\$30,	\$9E,	\$2E	\$40
	*	(I	O	K	L	<	>	EST	EST	EST	EST	EST	SMC	EST	EST	
DATA. B	\$2A,	\$28,	\$49,	\$4F,	\$4B,	\$4C,	\$3C,	\$3E,	\$9D,	\$9D,	\$9D,	\$9D,	\$9D,	\$9E,	\$9F,	\$9F	\$50
LSB	0	1	2	3	4	5	6	7	8	9	A	B	C	D	E	F	

page

THE REGULAR TABLE - UNSHIFTED OR LOWER CASE
TABLE IS INDEXED BY KEYCODE. EACH BYTE REPRESENTS THE CHARACTER
CODE FOR THE CORRESPONDING KEYCODE.

Used on Closure only when Shift key is released (Shift flag is clear).

The character symbol is above each character code
SMC = special value for Standard Multiple Character Sequence (\$9E)
GUL = special value for Qualifier (\$9F)
EST = special value for Escape Sharp Character Sequence (\$9D)
... = No key for this keycode

RTABLE

	SMC	3	9	SMC	6	,	-	cr	SMC	1	7	SMC	4	B	5	2	MSB
DATA. B	\$9E,	\$33,	\$39,	\$9E,	\$36,	\$2C,	\$2D,	\$0D,	\$9E,	\$31,	\$37,	\$9E,	\$34,	\$38,	\$35,	\$32	\$00
	=	...	'	bs	cr	i	z	...	o	/	p	-	o	u	a	GUL	
DATA. B	\$3D,	\$00,	\$27,	\$08,	\$0D,	\$3B,	\$7E,	\$00,	\$30,	\$2F,	\$70,	\$2D,	\$7C,	\$7D,	\$7B,	\$9F	\$10
	EST	EST	EST	EST	EST	4	5	r	t	f	g	v	b	
DATA. B	\$9D,	\$9D,	\$9D,	\$9D,	\$9D,	\$00,	\$00,	\$00,	\$34,	\$35,	\$72,	\$74,	\$66,	\$67,	\$76,	\$62	\$20
	2	3	w	e	s	d	x	c	esc	!	SMC	q	GUL	a	GUL	y	
DATA. B	\$32,	\$33,	\$77,	\$65,	\$73,	\$64,	\$7B,	\$63,	\$1B,	\$31,	\$09,	\$71,	\$9F,	\$61,	\$9F,	\$79	\$30
	6	7	z	u	h	j	n	m	GUL	GUL	GUL	sp	GUL	o	SMC	.	
DATA. B	\$36,	\$37,	\$7A,	\$75,	\$6B,	\$6A,	\$6E,	\$6D,	\$9F,	\$9F,	\$9F,	\$20,	\$9F,	\$30,	\$9E,	\$2E	\$40
	8	9	i	o	k	l	,		EST	EST	EST	EST	EST	SMC	EST	EST	
DATA. B	\$38,	\$39,	\$69,	\$6F,	\$6B,	\$6C,	\$2C,	\$2E,	\$9D,	\$9D,	\$9D,	\$9D,	\$9D,	\$9E,	\$9F,	\$9F	\$50
LSB	0	1	2	3	4	5	6	7	8	9	A	B	C	D	E	F	

page

THE CAPS/QUALIFIER FLAG TABLE
TABLE IS INDEXED BY KEYCODE. EACH BYTE REPRESENTS THE ENTRY FOR
THE CORRESPONDING KEYCODE.

```

; Used on Closure when a $9F is in the Keycode entry of the Shift or Regular
; Table, process a Qualifier. Also on Closure when the Caps Lock Key is
; being pressed (CapsLock flag is set).
; Used on Release when a $9E action code is in the Keycode entry of the Release
; Table.

```

```

; Each byte has 8 flags :
; D7 = Caps lock flag : when set means this keycode generates a
; shifted character when the Caps lock qualifier flag is set.
; D6 = Qualifier has an ESC # sequence flag. When set then must process
; the keycode as a non-repeating ESC # sequence. Also has a Release
; sequence.
;
; D5 = Command -----
; D4 = Alternate |
; D3 = Fast | This bit says which type of Qualifier
; D2 = Caps lock | key the Keycode represents.
; D1 = Control |
; D0 = Shift -----

```

CGTABLE

```

; MSB
DATA.B $00,$00,$00,$00,$00,$00,$00,$00,$00,$00,$00,$00,$00,$00,$00,$00 ;$00
DATA.B $00,$00,$00,$00,$00,$00,$00,$00,$00,$00,$80,$00,$00,$00,$00,$01 ;$10
DATA.B $00,$00,$00,$00,$00,$00,$00,$00,$00,$00,$80,$80,$80,$80,$80,$80 ;$20
DATA.B $00,$00,$80,$80,$80,$80,$80,$80,$80,$00,$00,$00,$80,$04,$80,$01,$80 ;$30
DATA.B $00,$00,$80,$80,$80,$80,$80,$80,$02,$08,$60,$00,$10,$00,$00,$00 ;$40
DATA.B $00,$00,$80,$80,$80,$80,$00,$00,$00,$00,$00,$00,$00,$00,$00,$00 ;$50
LSB 0 1 2 3 4 5 6 7 8 9 A B C D E F

```

page

ESCAPE SHARP(#) SEQUENCE TABLE

FORMAT : (KEYCODE, FILLER, US/UC, SHIFT, COMMAND, C/S)

Used on Closure when a \$9D is in the Keycode entry of the Shift or Regular Table.

Used on Release when a \$9D action code is in the Keycode entry of the Release Table. Release keycode has high order bit set.

The fill field is added to keep each record on an even byte boundary
The other fields contain the character sequence to follow the ESCAPE # characters:

US/UC = when the Shift and Command key are not pressed
SHIFT = when only the Shift key is still being pressed
COMMAND = when only the Command key is still being pressed
C/S = when the Shift and Command keys are still being pressed

ETABLE

```

;
; KEYCODE FILL US/UC SHIFT COMMAND C/S
DATA.B $20, 0, '00', '0A', '14', '1E' ;FUNCTION KEY 1
DATA.B $21, 0, '01', '0B', '15', '1F' ;FUNCTION KEY 2

```



```

DATA.B $22, 0, '02', '0C', '16', '20' ; FUNCTION KEY 3
DATA.B $23, 0, '03', '0D', '17', '21' ; FUNCTION KEY 4
DATA.B $24, 0, '04', '0E', '18', '22' ; FUNCTION KEY 5
DATA.B $4A, 0, 'FF', 'FF', 'FF', 'FF' ; LEFT COMMAND (CLOSURE)
DATA.B $5B, 0, '05', '0F', '19', '23' ; FUNCTION KEY 6
DATA.B $59, 0, '06', '10', '1A', '24' ; FUNCTION KEY 7
DATA.B $5A, 0, '07', '11', '1B', '25' ; FUNCTION KEY 8
DATA.B $5B, 0, '08', '12', '1C', '26' ; FUNCTION KEY 9
DATA.B $5C, 0, '09', '13', '1D', '27' ; FUNCTION KEY 10
DATA.B $CA, 0, 'FE', 'FE', 'FE', 'FE' ; LEFT COMMAND (RELEASE)
page

```

```

; STANDARD MULTIPLE CHARACTER SEQUENCE TABLE
; FORMAT : (KEYCODE, LENGTH, CHARACTER_SEQUENCE)

```

```

; Used on Closure when a $7E is in the Keycode entry of the Shift or
; Regular Table.

```

```

; The LENGTH field is the number of characters in the CHARACTER SEQUENCE field.
; The CHARACTER SEQUENCE is the characters to return for the Keycode.

```

```

; SMTABLE

```

```

; KEYCODE LENGTH CHARACTER SEQUENCE
DATA.B $00, 2, $1B, $43 ; CURSOR RIGHT
DATA.B $03, 2, $1B, $4B ; HOME UP
DATA.B $07, 2, $1B, $64 ; ENTER
DATA.B $08, 2, $1B, $44 ; CURSOR LEFT
DATA.B $0B, 2, $1B, $42 ; CURSOR DOWN
DATA.B $3A, 2, $1B, $69 ; BACK TAB
DATA.B $5D, 2, $1B, $41 ; CURSOR UP
DATA.B $4E, 2, $30, $30 ; DOUBLE ZERO-( 00 KEY )
DATA.B $FF, 0 ; NULL KEYCODE - END OF TABLE
page

```

```

; RELEASE TABLE

```

```

; FORMAT : (KEYCODE, ACTION_CODE)

```

```

; Used on all Release keycodes.

```

```

; The action code describes the type of key:
; 9D = return an Escape Sharp Sequence for this keycode
; 9E = a Qualifier key
; all other = character code to return

```

```

; RLTABLE

```

```

; KEYCODE ACTION CODE
DATA.B $1F, $9E ; RIGHT SHIFT
DATA.B $3C, $9E ; CAPS LOCK
DATA.B $3E, $9E ; LEFT SHIFT
DATA.B $4B, $9E ; CONTROL
DATA.B $49, $9E ; FAST

```

```
DATA B $4A, $9E ; LEFT COMMAND
DATA B $4C, $9E ; ALTERNATE
DATA B $FF, $00 ; NULL KEYCODE - END OF TABLE
```

```
;/ BREAK KEYCODE TABLE
;/ SINGLE BYTE TABLE. THIS IS THE KEYCODE WHICH CAUSES START/STOP
;/ Used on all keycodes.
```

```
;/ The filler is to keep the file on an even byte boundary
```

```
;/ BKEYCOD DATA.B $DF,0 ; BREAK CLOSURE KEYCODE, FILLER
;/ LENGTH EQU %-VERSION ; LENGTH OF DATA AFTER TRANSLATION TABLE
;/ END START
```

