

"THE MATERIAL HEREIN IS FOR INFORMATION PURPOSES ONLY AND IS SUBJECT TO CHANGE WITHOUT NOTICE. DIGITAL EQUIPMENT CORPORATION ASSUMES NO RESPONSIBILITY FOR ANY ERRORS WHICH MAY APPEAR HEREIN."

FIELD MAINTENANCE PRINT SET

"THIS DRAWING AND SPECIFICATIONS, HEREIN, ARE THE PROPERTY OF DIGITAL EQUIPMENT CORPORATION AND SHALL NOT BE REPRODUCED OR COPIED OR USED IN WHOLE OR IN PART AS THE BASIS FOR THE MANUFACTURE OR SALE OF ITEMS WITHOUT WRITTEN PERMISSION. COPYRIGHT © 1980, DIGITAL EQUIPMENT CORPORATION."

TABLE OF CONTENTS

B-TC-11X44-0-1	11X44 KERNEL
B-DD-11X44-0	11X44 KERNEL
D-UA-11X44-0-0	11X44 KERNEL
K-PL-11X44-0-DBP	11X44 KERNEL
B-PL-11X44-0	11X44 KERNEL SHIPLIST
MP00809	11/44 SYSTEM BASIC PRINT SET
MP00742	MS11-M MEMORY PRINT SET
MP00747	TU58 TAPE DRIVE PRINT SET
MP00865	872 POWER CONTROL PRINT SET
B-DD-7016719-0	11/44 CPU KERNEL
E-AD-7016719-0-0	11/44 CPU KERNEL
K-PL-7016719-0-DBP	11/44 CPU KERNEL
D-AD-7017024-0-0	GAS SPRING INTERFACE KIT
K-PL-7017024-0-DBP	GAS SPRING INTERFACE KIT
B-PL-BC22A-0-0	NULL MODEM CABLE
D-UA-H9544-MJ-0	STABILIZER KIT ASSY
K-PL-H9544-MJ-DBP	STABILIZER KIT ASSY
E-UA-H9544-A-0	END PANEL ASSY
K-PL-H9544-A-DBP	END PANEL ASSY
E-AD-7017023-0-0	FRONT DOOR KIT
K-PL-7017023-0-DBP	FRONT DOOR KIT
D-AD-7017022-0-0	FRONT DOOR ASSY.
K-PL-7017022-0-DBP	FRONT DOOR ASSY.
E-AD-7017025-0-0	ROTATING BOX COVER KIT
K-PL-7017025-0-DBP	ROTATING BOX COVER KIT
E-UA-H9544-B-0	REAR DOOR
K-PL-H9544-B-DBP	REAR DOOR
E-UA-H9544-H-0	CABINET ACCESSORY KIT
K-PL-H9544-H-DBP	CABINET ACCESSORY KIT

UNIT VARIATIONS COVERED BY THIS PRINT SET

- 11X44-CA
- 11X44-CB
- 11X44-XX
- 11X44-XY

11X44
Field Maintenance Print Set

Digital Equipment Corporation

FOR PRINT SET ORDER NO.
MP00897

EN-01124-16-N976-(327)

REVISIONS	REV.	A	TITLE: 11X44 KERNEL	digital	
	CHG. NO.	INITIAL			
	DATE	12/3/79			
	USED ON OPTION/MODEL				
	DRN.	<i>P. Barth</i>	DATE	29NOV79	SIZE B CODE TC NUMBER 11X44-0-1 REV. A
	CHK'D	<i>Phil H... 30 Nov 79</i>	DATE		
	PROJ. ENG.	<i>Ken...</i>	DATE	4 Dec 79	DIST. [] [] [] [] [] [] [] [] [] []
	FIELD SERV.	<i>...</i>	DATE	4 DEC 79	
SHEET I OF 1					



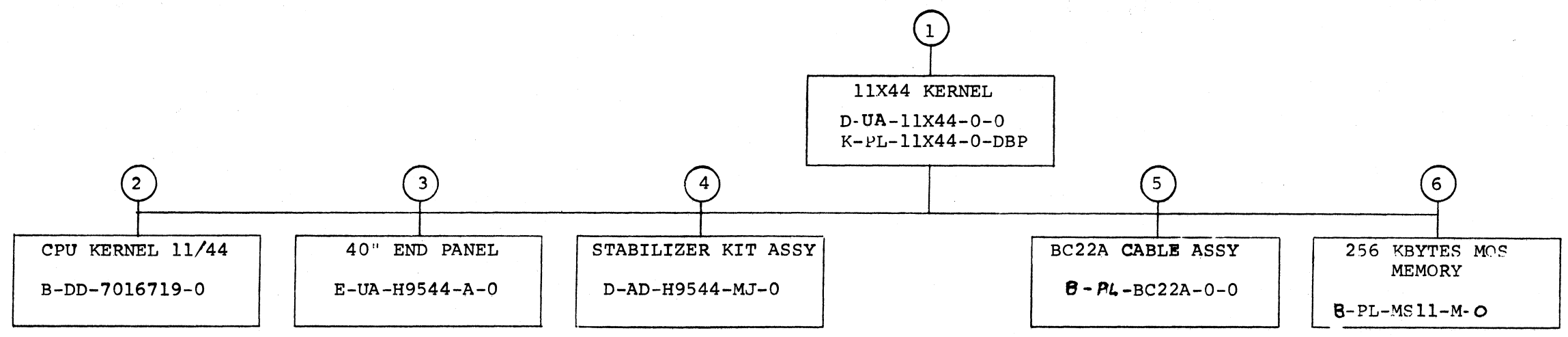
"THE MATERIAL HEREIN IS FOR INFORMATION PURPOSES ONLY AND IS SUBJECT TO CHANGE WITHOUT NOTICE. DIGITAL EQUIPMENT CORPORATION ASSUMES NO RESPONSIBILITY FOR ANY ERRORS WHICH MAY APPEAR HEREIN."

DRAWING DIRECTORY

"THIS DRAWING AND SPECIFICATIONS, HEREIN, ARE THE PROPERTY OF DIGITAL EQUIPMENT CORPORATION AND SHALL NOT BE REPRODUCED OR COPIED OR USED IN WHOLE OR IN PART AS THE BASIS FOR THE MANUFACTURE OR SALE OF ITEMS WITHOUT WRITTEN PERMISSION. COPYRIGHT © 1980 DIGITAL EQUIPMENT CORPORATION.

UNIT VARIATIONS	
VAR	TITLE
11X44-CA	11X44 120V
11X44-CB	11X44 240V
11X44-XX	11X44 120V
11X44-XY	11X44 240V

REVISIONS CHANGE NO. INITIAL CHK	REV.	A	USED ON OPTION/MODEL DRN. H.GREKULA DATE 1 NOV 79 CHK'D. <i>70 H. Grekula 30 Nov 79</i> DATE PROJ. ENG. <i>K. Banka 4 Dec 79</i> DATE PROD. <i>D. J. Pollitt 18 JAN 80</i>	DATE TITLE 11X44 KERNEL digital	SIZE B DD NUMBER 11X44-Ø REV A					
	CHK									
	REV.									
	CHANGE NO.									
	INITIAL									
SHEET 1 OF 3			DATE	DIST.						



TITLE	SHEET	SIZE	CODE	NUMBER	REV
11X44 KERNEL	2 OF 3	B	DD	11X44-Ø	A

FIND NO.	DRAWING NO.	DESCRIPTION	TYPE	FIND NO.	DRAWING NO.	DESCRIPTION	TYPE
	MP00897	11X44 KERNEL	E/M				
	B-TC-11X44-0-1	11X44 KERNEL	E/M				
1	D-UA-11X44-0-0	11X44 KERNEL	E/M				
	K-PL-11X44-0-DBP	11X44 KERNEL	E/M				
	A-SP-3700436-0-0	PACKAGING INSTRUCTIONS	M				
	B-PL-11X44-0	SHIPPING LIST	E/M				
2	B-DD-7016719-0	CPU KERNEL 11/44	E/M				
3	E-UA-H9544-A-0	40" END PANEL	M				
4	D-AD-H9544-MJ-0	STABILIZER KIT ASSY	M				
5	B-PL-BC22A-0-0	BC22A CABLE ASSY	E/M				
6	B-PL-MS11-M-0	256 KBYTES MOS MEMORY	E/M				

TYPE: E ELECTRICAL
M MECHANICAL
E/M ELECTRO/MECHANICAL



TITLE
11X44 KERNEL

SHEET 3 OF 3

SIZE CODE
B DD

NUMBER
11X44-0

REV
A

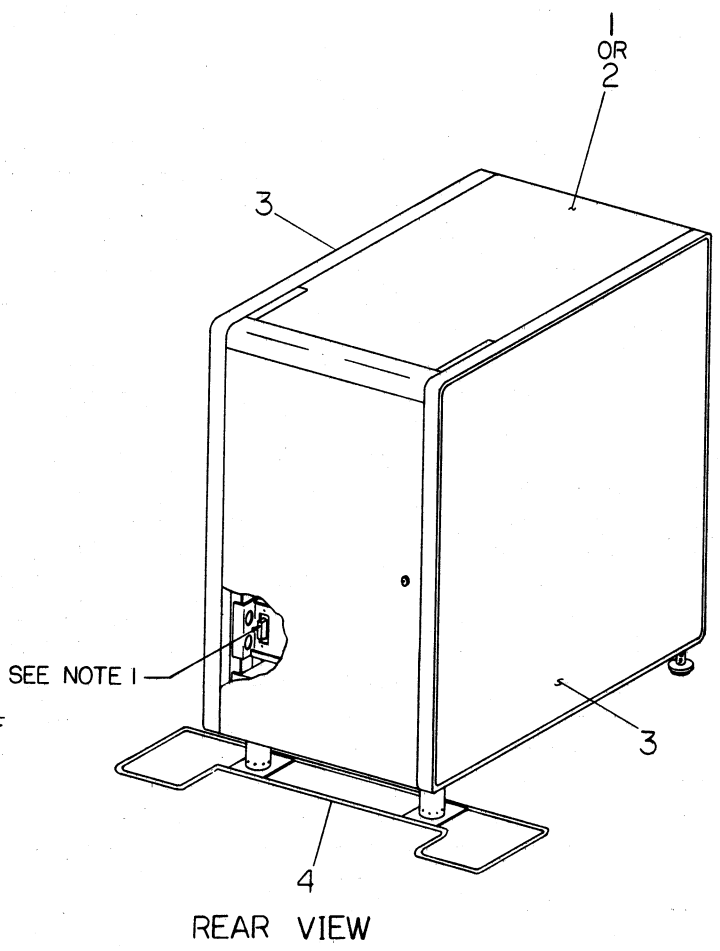
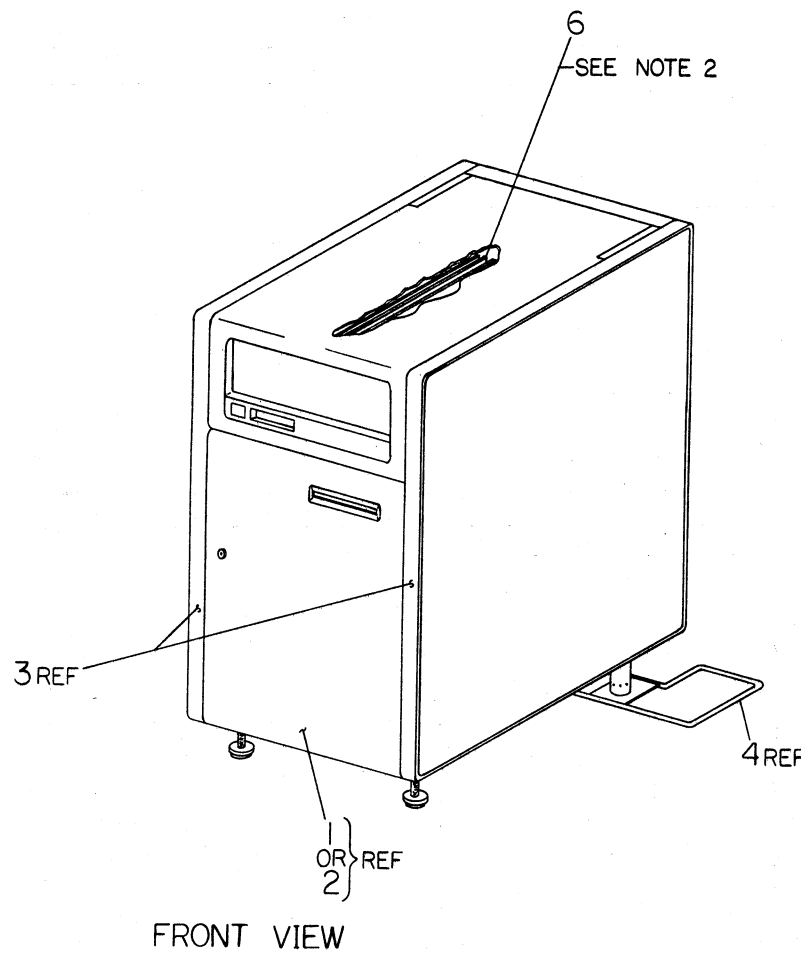
REV A 0-0-0-0 SA 11X44-0-0

THIS DRAWING AND SPECIFICATIONS HEREIN ARE THE PROPERTY OF DIGITAL EQUIPMENT CORPORATION AND SHALL NOT BE REPRODUCED OR COPIED OR USED IN WHOLE OR IN PART AS THE BASIS FOR THE MANUFACTURE OR SALE OF ITEMS WITHOUT WRITTEN PERMISSION. COPYRIGHT © 1980 DIGITAL EQUIPMENT CORPORATION.

LEGEND		
NUMBER	TITLE	VOLTS
11X44-CA	11X44	120
11X44-CB	11X44	240
11X44-XX	11X44	120
11X44-XY	11X44	240

NOTES:

1. CABLE (ITEM 5) FROM CONNECTOR SHOWN TO CONSOLE TERMINAL.
2. MEMORY MODULE (ITEM 6) PLUGS INTO SLOT 9 OF 11/44 CPU BACKPLANE.



FOR PARTS LIST SEE K-PL-11X44-0-DBP

DESCRIPTION	DRAWING NO.	PART NO.	ITEM NO.					
UNLESS OTHERWISE SPECIFIED DIMENSIONS ARE IN INCHES AND THE FOLLOWING TOLERANCES APPLY (PER DEC STD 114)								
INCHES TOLERANCES	ANGLES ± 30°	APPLICABLE DIMENSION RANGE (CHECK ONE)	DIMENSION RANGE IN INCHES					
			OVER TO	OVER TO	OVER TO	OVER TO	OVER TO	OVER TO
.X = ± .1	SURFACE QUALITY	<input type="checkbox"/> .02	0 TO 0.2	0.2 TO 1.2	1.2 TO 4.0	4.0 TO 12.0	12.0 TO 40.0	40.0 TO 80.0
.XX = ± .02		<input type="checkbox"/> .005	± .004	± .008	± .012	± .016	± .024	± .04
.XXX = ± .005		<input type="checkbox"/> MICRONS						
QUANTITY & VARIATION	THIRD ANGLE PROJECTION	DRN. <i>[Signature]</i>	DATE 31 OCT 1979	TITLE digital				
DO NOT SCALE DRAWING	REMOVE BURRS AND BREAK SHARP CORNERS	CHK'D. <i>[Signature]</i>	DATE 27 Nov 79	11X44 KERNEL				
MATERIAL	SEE PARTS LIST	DES. ENG. <i>[Signature]</i>	DATE 11/19/79	DOCUMENT NUMBER				
FINISH		RESP. ENG. <i>[Signature]</i>	DATE 11/19/79	DUA 11X44-0-0				
		MFG. ENG. <i>[Signature]</i>	DATE 18 JAN 80	SCALE				
		NEXT HIGHER DOC. B-DD-11X44-0		SHEET OF				

REVISION HISTORY	REV.	INITIAL
DATE	1	A

LINE ITEM	DOCUMENT NUMBER	PART NUMBER	DESCRIPTION	QUANTITY PER VARIATION			
				CA	CB	XX	XY
1	E-AD-7016719-0-0	7016719-00	CPU KERNEL 11/44 120V	1	-	1	-
2	E-AD-7016719-0-0	7016719-01	CPU KERNEL 11/44 220V-240V	-	1	-	1
3	E-UA-H9544-A-0	H9544-AA	40"END PANEL,GREY FRAME,DARK BRO	2	2	-	-
4	D-AD-H9544-MJ-0	H9544-MJ	STABLIZER KIT ASSY.	1	1	-	-
5	B-PL-BC22A-0-0	BC22A-25	BC22A-10 EXCEPT 25 FT	1	1	-	-
6	B-PL-MS11-M-0	OMS11-MB	256 KBYTES MOS ECC MEMORY(M8722-	1	1	-	-
7	A-SF-3700435-0-0	3700436-00	PKG CAB H9642/H9645/H9646	REF	REF	REF	REF

REVISION HISTORY			BASIC PART NO: 11X44		DRN: MARINA PANZICA P.B. DATE: 21-NOV-79		D I G I T A L				
ENG	ECO NUMBER	REV	SECTION A OF A	CHK'D:	DATE:	TITLE	PARTS LIST				
---	INITIAL	A	SECTION, VARIATION INDEX	F.H. KEYES JR. FK P.B.	21-NOV-79	11X44 KERNEL					
			[A] CA, CB, XX, XY								
			[B]	DES.ENG.: KEN BANKER P.B.	21-NOV-79						
			[C]				DOCUMENT NUMBER				
			[D]	RESP.ENG.: KEN BANKER P.B.	21-NOV-79		SIZE	CODE	NUMBER	REV	
			[E]	MFG.ENG.: NORM POLLITT P.B.	21-NOV-79		K	PL	11X44-0-DBF	A	
			[F]	ASSEMBLY NUMBER:	TOP DOCUMENT NUMBER:	FILE NAME:	EDIT #				
				D-UA-11X44-0-0	#B-DD-11X44-0	Z1066A.PLS	15				

"THIS DRAWING AND SPECIFICATIONS HEREIN, ARE THE PROPERTY OF DIGITAL EQUIPMENT CORPORATION AND SHALL NOT BE REPRODUCED OR COPIED OR USED IN WHOLE OR IN PART AS THE BASIS FOR THE MANUFACTURE OR SALE OF ITEMS WITHOUT WRITTEN PERMISSION. COPYRIGHT (C) 1980. DIGITAL EQUIPMENT CORPORATION "

digital PARTS LIST

QUANTITY / VARIATION

NOTES:

DRN. DATE	P. BARTH 29NOV79	DES. ENG. K. BANKER DATE	MFG. ENG. NORM POLLITT
CHK'D. DATE	F. KEYES 29NOV79	RESP. ENG. K. BANKER DATE	NEXT HIGHER DOC.

ITEM NO.	DRAWING NO.	PART NO.	DESCRIPTION	11X44-CA	11X44-CB	11X44-XX	11X44-XY											
1	B-TC-11X44-0-1	MP00897	11X44 KERNEL PRINT SET	1	1	1	1											
2		ZJ014-FR	11/44 BASIC CPU KIT (FICHE)	1	1	1	1											
3		EK-MS11M-UG	MS11-MB USER'S GUIDE	1	1	1	1											
4		EK-0TU58-UG	TU58 TAPE SUB-SYSTEM USER GUIDE	1	1	1	1											
5		EK-11044-UG	11/44 SYSTEM USER GUIDE	1	1	1	1											
6		ZJ014-PB	11/44 BASIC CPU KIT (PAPER TAPE)	1	1	1	1											
7		ZJ287-FR	TU58 KIT (FICHE)	1	1	1	1											
8		ZJ287-PB	TU58 KIT PAPER TAPE	1	1	1	1											

REFERENCE DESIGNATORS

ECO NO.

"THIS DRAWING AND SPECIFICATIONS, HEREIN, ARE THE PROPERTY OF DIGITAL EQUIPMENT CORPORATION AND SHALL NOT BE REPRODUCED OR COPIED OR USED IN WHOLE OR IN PART AS THE BASIS FOR THE MANUFACTURE OR SALE OF ITEMS WITHOUT WRITTEN PERMISSION. COPYRIGHT © 1980 DIGITAL EQUIPMENT CORPORATION"

TITLE
**SHIPPING LIST
(11X44 KERNEL)**

ASSY. NO.
SECTION 1 OF 1

SIZE CODE
B PL

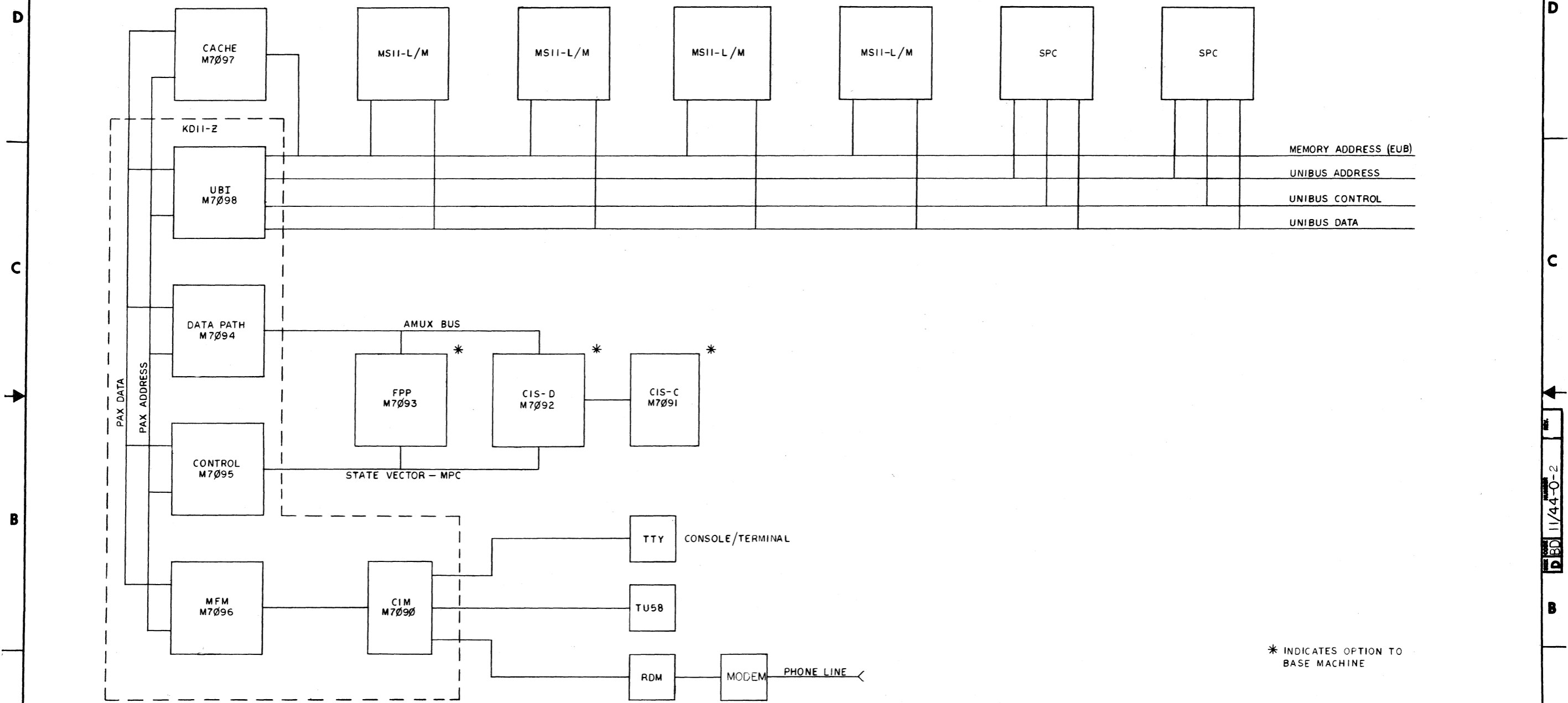
NUMBER
11X44-0

REV.
A

SHEET 1 OF 1

THIS DRAWING AND SPECIFICATIONS HEREIN ARE THE PROPERTY OF DIGITAL EQUIPMENT CORPORATION AND SHALL NOT BE REPRODUCED OR COPIED OR USED IN WHOLE OR IN PART AS THE BASIS FOR THE MANUFACTURE OR SALE OF ITEMS WITHOUT WRITTEN PERMISSION.
COPYRIGHT © 1979 DIGITAL EQUIPMENT CORPORATION

11/44-0-2



* INDICATES OPTION TO BASE MACHINE

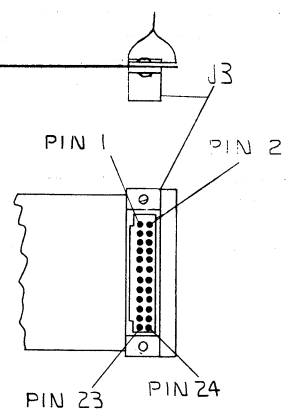
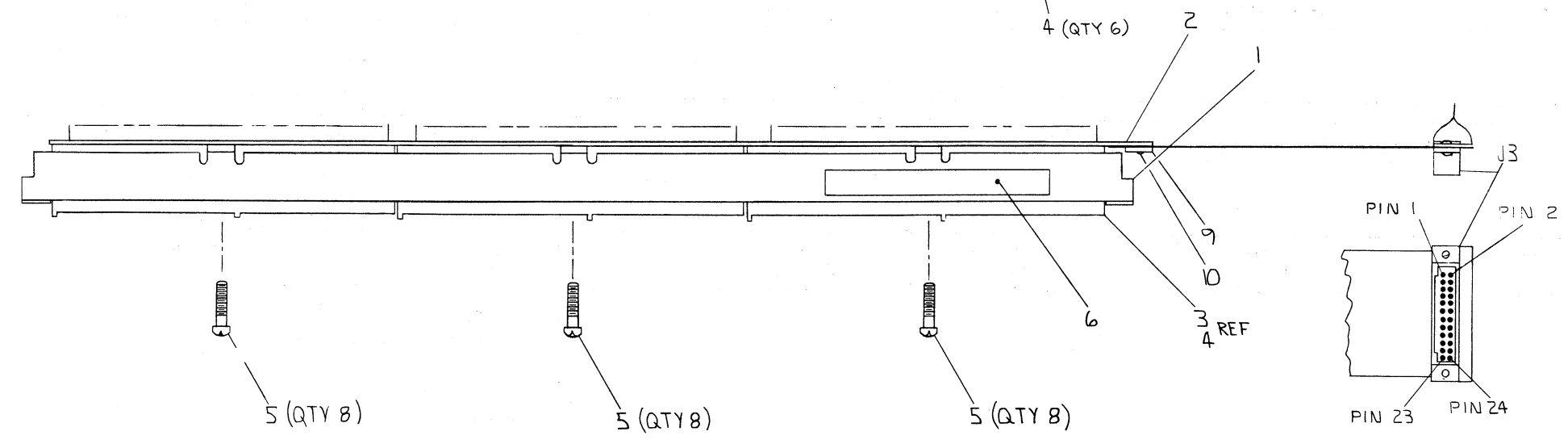
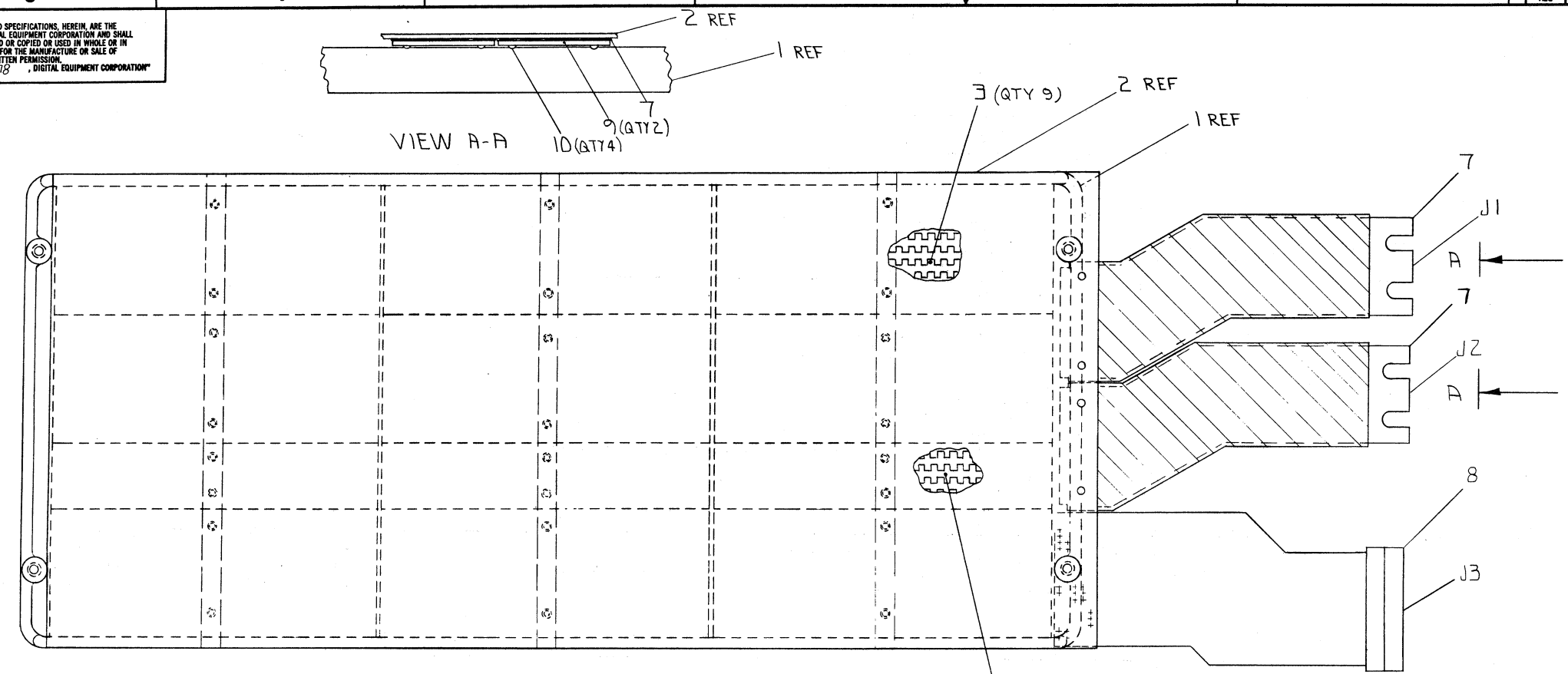
REV.	
CHK	
CHANGE NO.	

DRN. <i>P. J. ...</i>	DATE 7/79	FIRST USED ON	digital
CHK'D		TITLE	11/44 SYSTEM BLOCK DIAGRAM
ENG.		NUMBER	11/44-0-2
PROJ. ENG.		SCALE	++
PROD. <i>John ...</i>	DATE 24 JUN 79	SIZE	D BD
NEXT HIGHER ASSY.		DIST.	
SHEET 1 OF 1		REV.	*

TW 1

THIS DRAWING AND SPECIFICATIONS, HEREIN, ARE THE PROPERTY OF DIGITAL EQUIPMENT CORPORATION AND SHALL NOT BE REPRODUCED OR COPIED OR USED IN WHOLE OR IN PART AS THE BASIS FOR THE MANUFACTURE OR SALE OF ITEMS WITHOUT WRITTEN PERMISSION.
 COPYRIGHT © 1978, DIGITAL EQUIPMENT CORPORATION

NOTES:
 1. CAUTION: ANY CHANGE TO THIS BACKPLANE ASSY WILL EFFECT THE 1144-T BACK PLANE ASSY (TEST EQUIPMENT DWG WO# E-AD-950537-0-0 AND MUST BE CHANGED ACCORDINGLY.



REF	DESCRIPTION	DWG/PART NO.	ITEM NO.
4	EYELET	9000024-01	10
2	STRAIN RELIEF	B-MD-7423055-0-0	9
1	FLEX CABLE	1700167-00	8
2	POWER CABLE	1700171-00	7
1	DECAL	A-DC-7411881-0	6
24	SCREW #8-32 x .62 POSITIVE	9006120-06	5
6	CONN. 72 PIN	1211425-02	4
9	CONN. 288 PIN	1210258-01	3
1	11/44 BACK PLANE, MODULE	S413593-00	2
1	LOGIC FRAME	E-MD-7422423-01	1

UNLESS OTHERWISE SPECIFIED DIMENSIONS ARE IN INCHES	
ANGLES ±0° 30'	CLASS OF ACCURACY
SURFACE QUALITY IN	MEDIUM
MICROINCHES	PREFERRED

REV.	CHANGE NO.	DATE	BY	CHK'D
A	1	11-29-79	M. BENDA	
B	1	1-1-APR-80		

THIRD ANGLE PROJECTION

REMOVE BURRS AND BREAK SHARP CORNERS

DO NOT SCALE DWG

MATERIAL SEE PARTS LIST

FINISH

DRN. *[Signature]* 8 DEC 78

CHK'D *[Signature]* 1/29/79

ENG. *[Signature]* 1-29-79

PROJ. ENG. *[Signature]* 1-29-79

PROD. *[Signature]* 29 JUN 79

FIRST USED ON 11/44

TITLE 11/44 BACKPLANE ASSEMBLY

NEXT HIGHER ASSY.

SIZE CODE B-PL-KD11-2-0

SCALE 1:1

SHEET OF

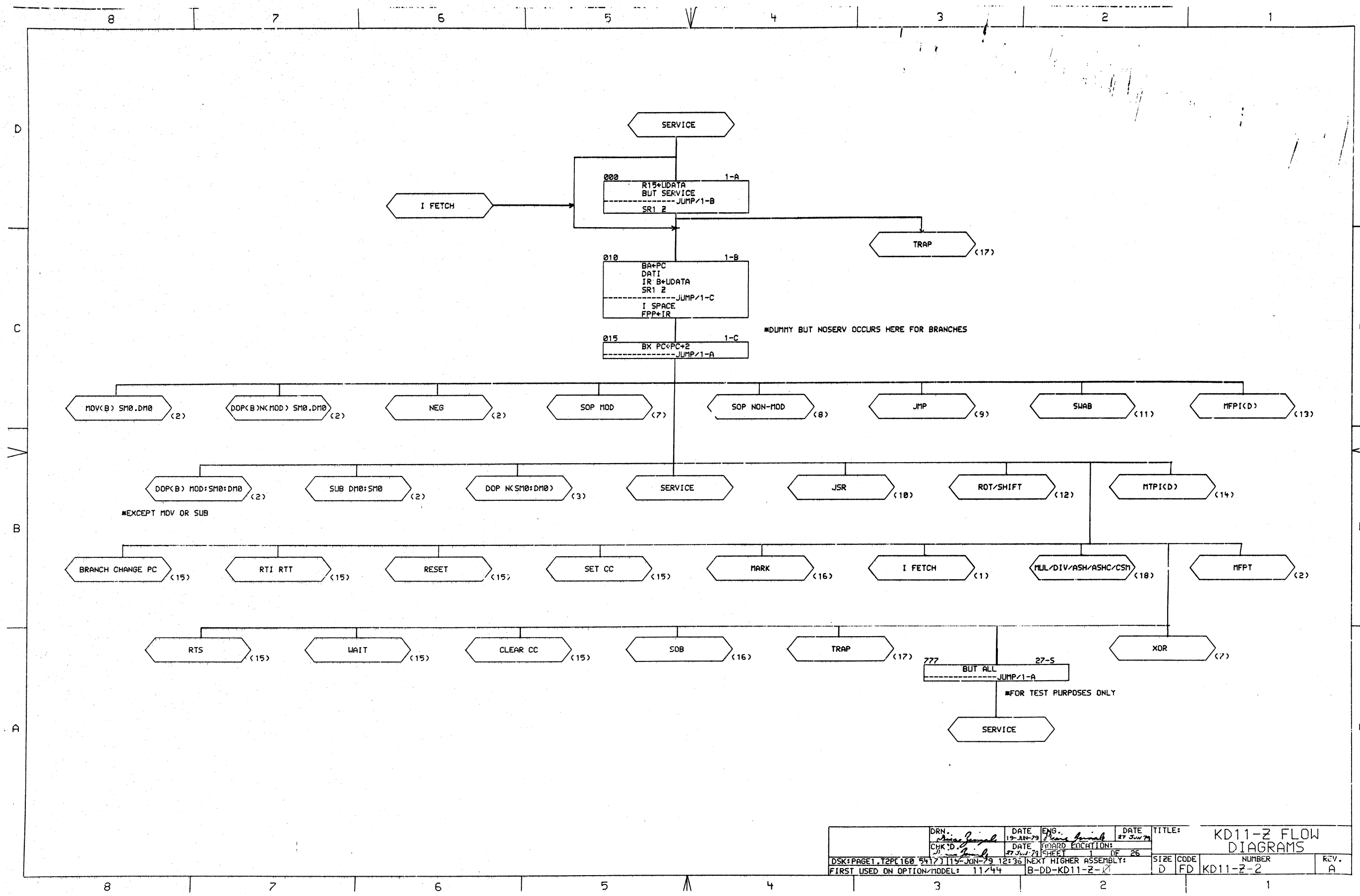
DIST.

MANUFACTURE PLATES

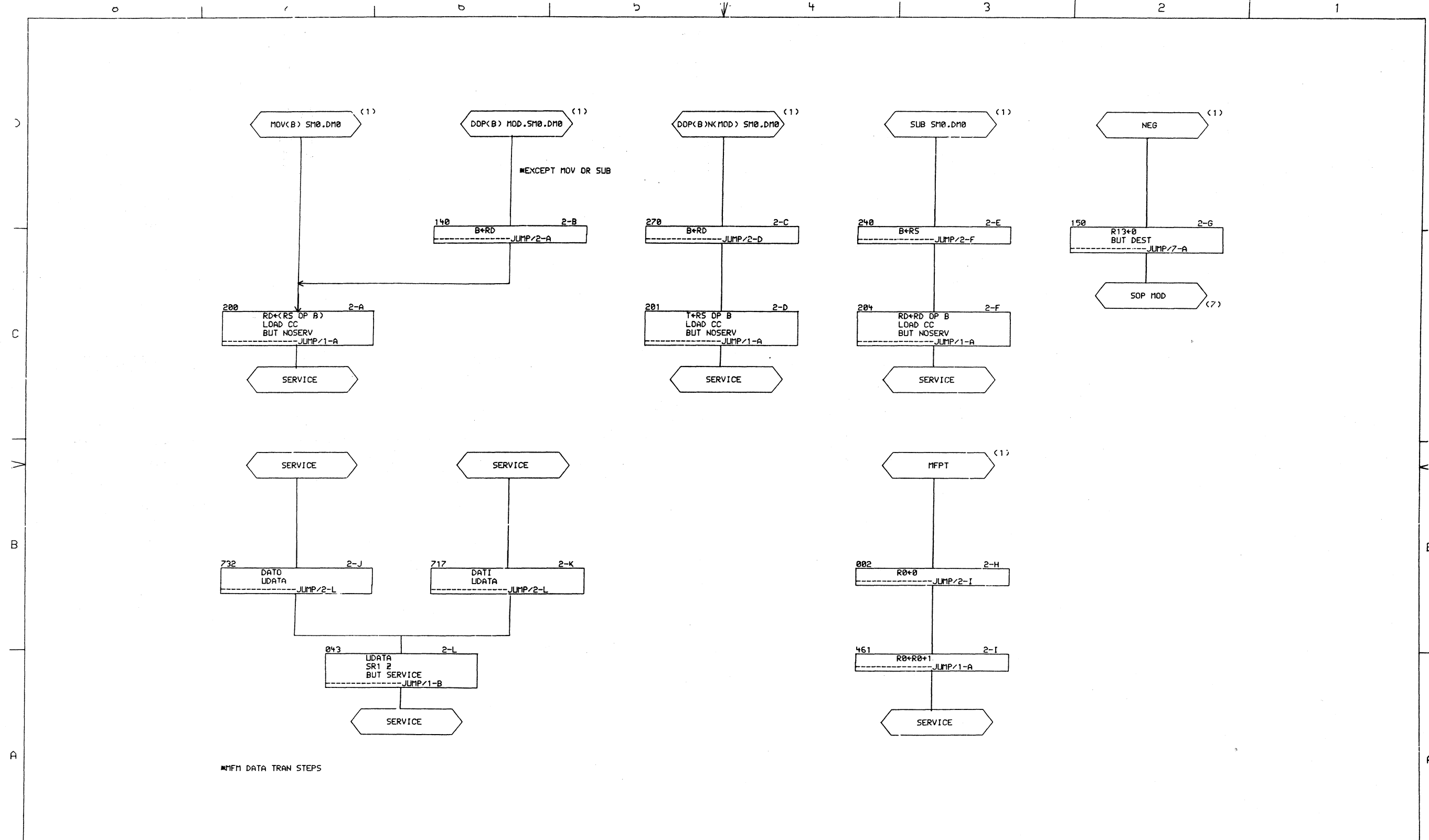
REV. B
 NUMBER 7016502-0-0
 SHEET 2

B

A

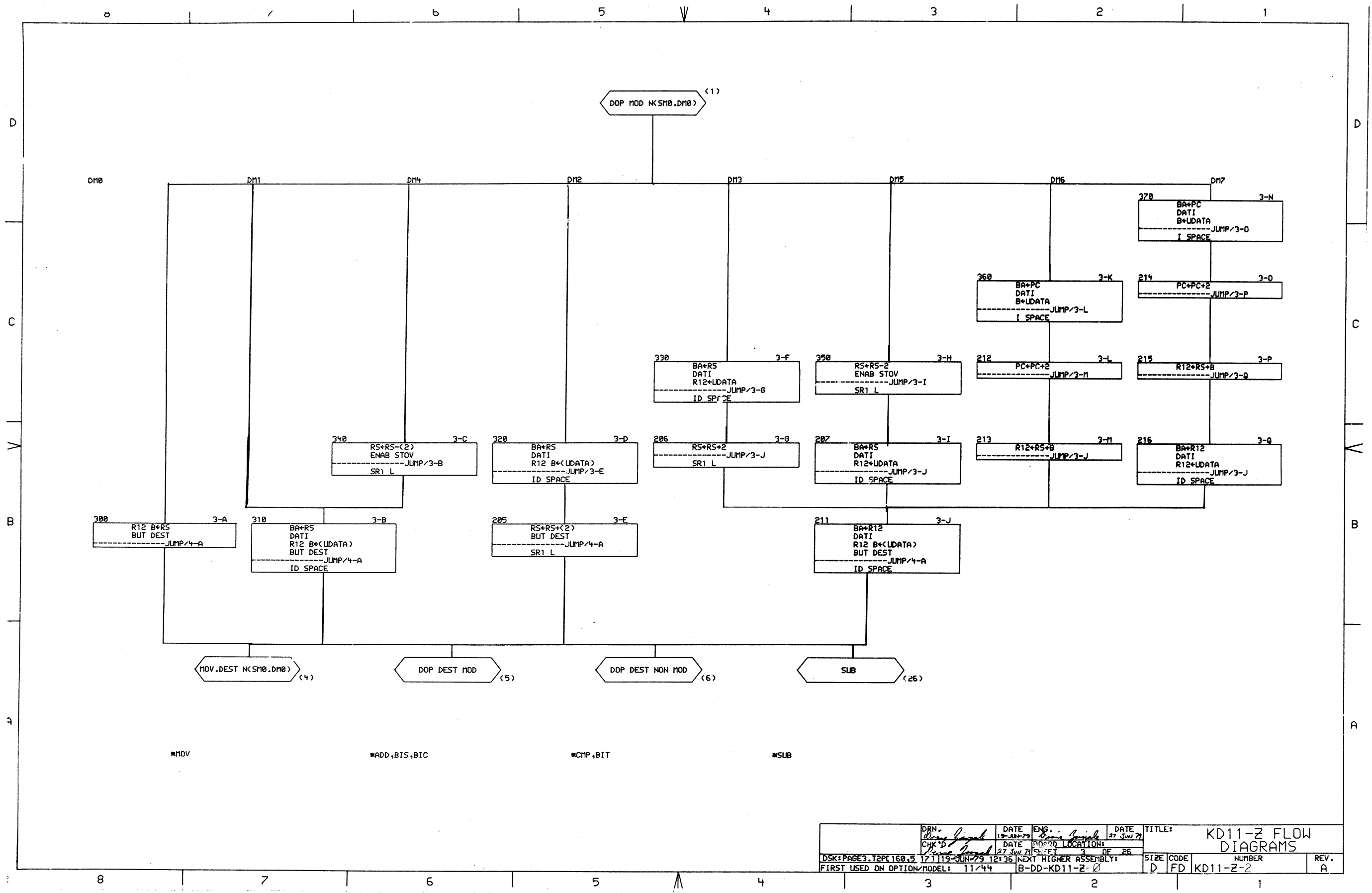


DRN. <i>James G. ...</i>	DATE 19-JAN-79	ENG. <i>James G. ...</i>	DATE 27-JUN-79	TITLE: KD11-Z FLOW DIAGRAMS
CHK'D <i>...</i>	DATE 27-JUL-79	BOARD EDUCATION: SHEET 1 OF 26	SIZE D	CODE FD
DSK:PAGE1.T2PE160 5417J119-JUN-79 12:36 NEXT HIGHER ASSEMBLY: FIRST USED ON OPTION/MODEL: 11/44 B-DD-KD11-Z-2			NUMBER KD11-Z-2	REV. A

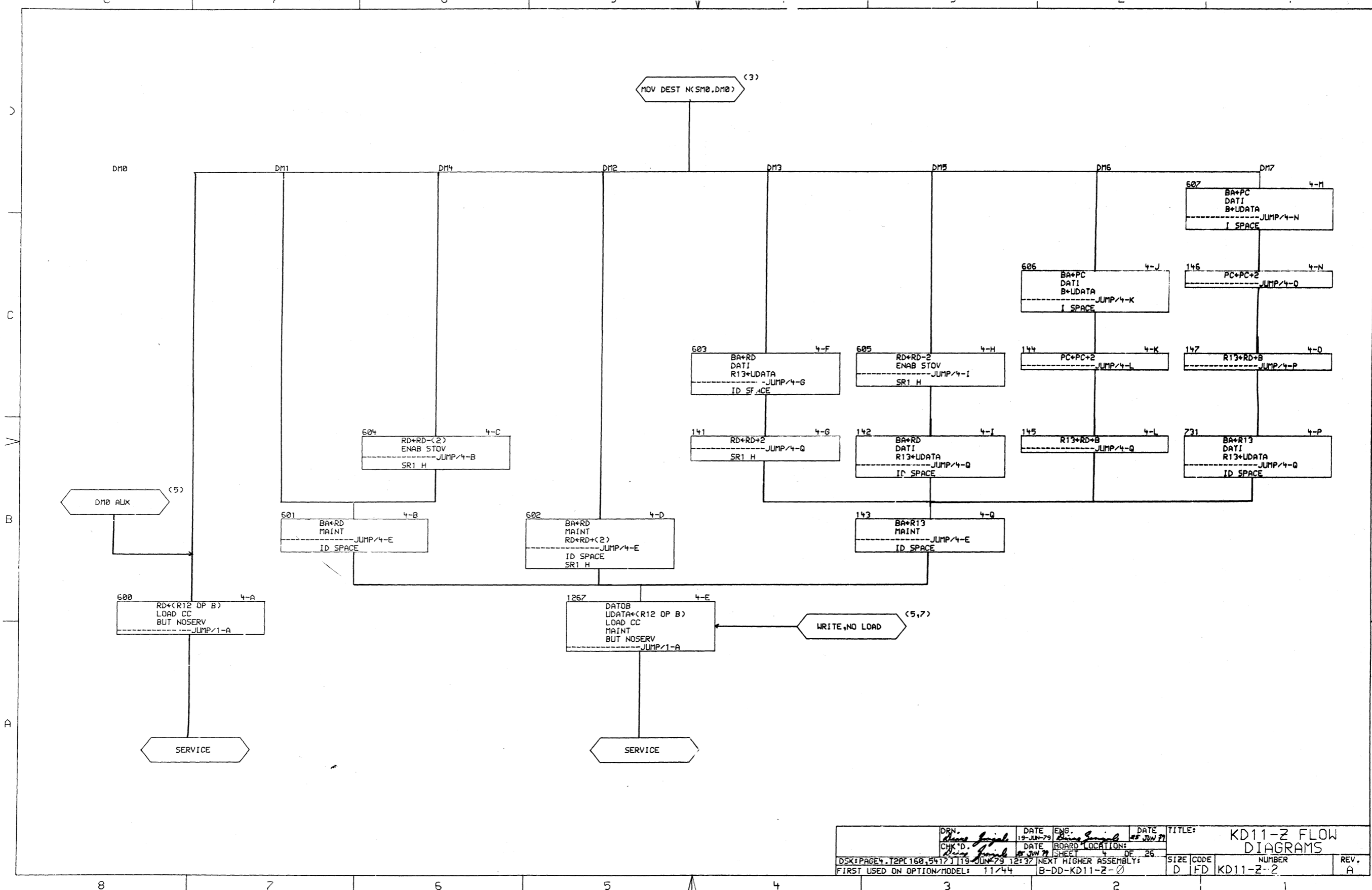


#MF1M DATA TRAN STEPS

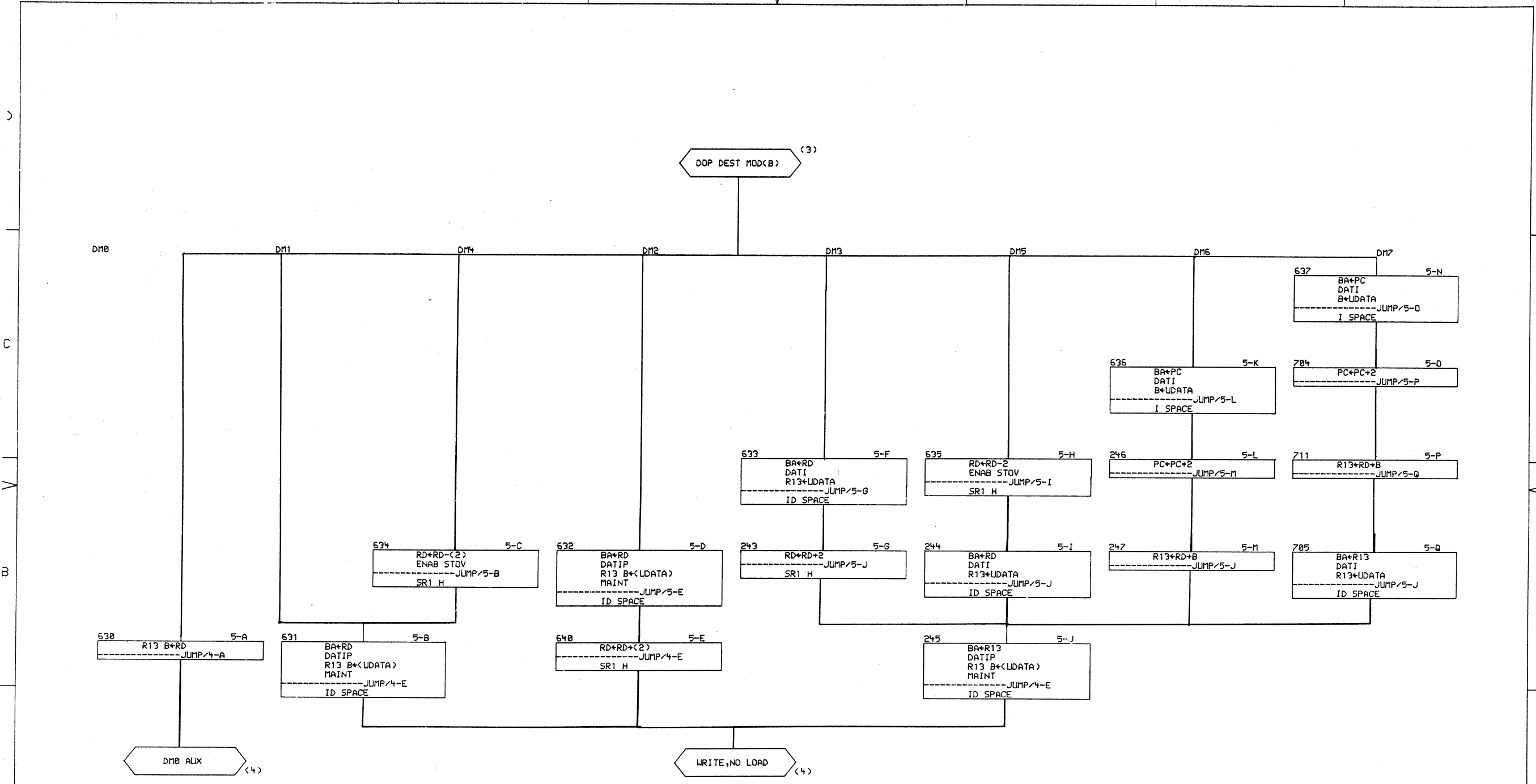
DRN: <i>Steve Grogan</i>	DATE: 19 JUN 79	ENG: <i>Steve Grogan</i>	DATE: 27 Jul 79	TITLE: KD11-Z FLOW DIAGRAMS
CHK'D: <i>Steve Grogan</i>	DATE: 27 JUN 79	BOARD LOCATION: SHEET 2 OF 26	SIZE: D	CODE: FD
FIRST USED ON OPTION/MODEL: 11/44	NEXT HIGHER ASSEMBLY: B-DD-KD11-Z-0	NUMBER: KD11-Z-2	REV: A	



DRN. <i>David G. Smith</i>	DATE 19 JUN 79	ENG. <i>David G. Smith</i>	DATE 27 JUN 79	TITLE: KD11-Z FLOW DIAGRAMS
CHK'D <i>David G. Smith</i>	DATE 27 JUN 79	BOARD LOCATION: 3	REV. 26	
DSK:PAGE3.T2PC160.5 171119 JUN 79 12:36 NEXT HIGHER ASSEMBLY:				SIZE CODE NUMBER REV. D FD KD11-Z-2 A
FIRST USED ON OPTION/MODEL: 11/44 B-DD-KD11-Z-0				

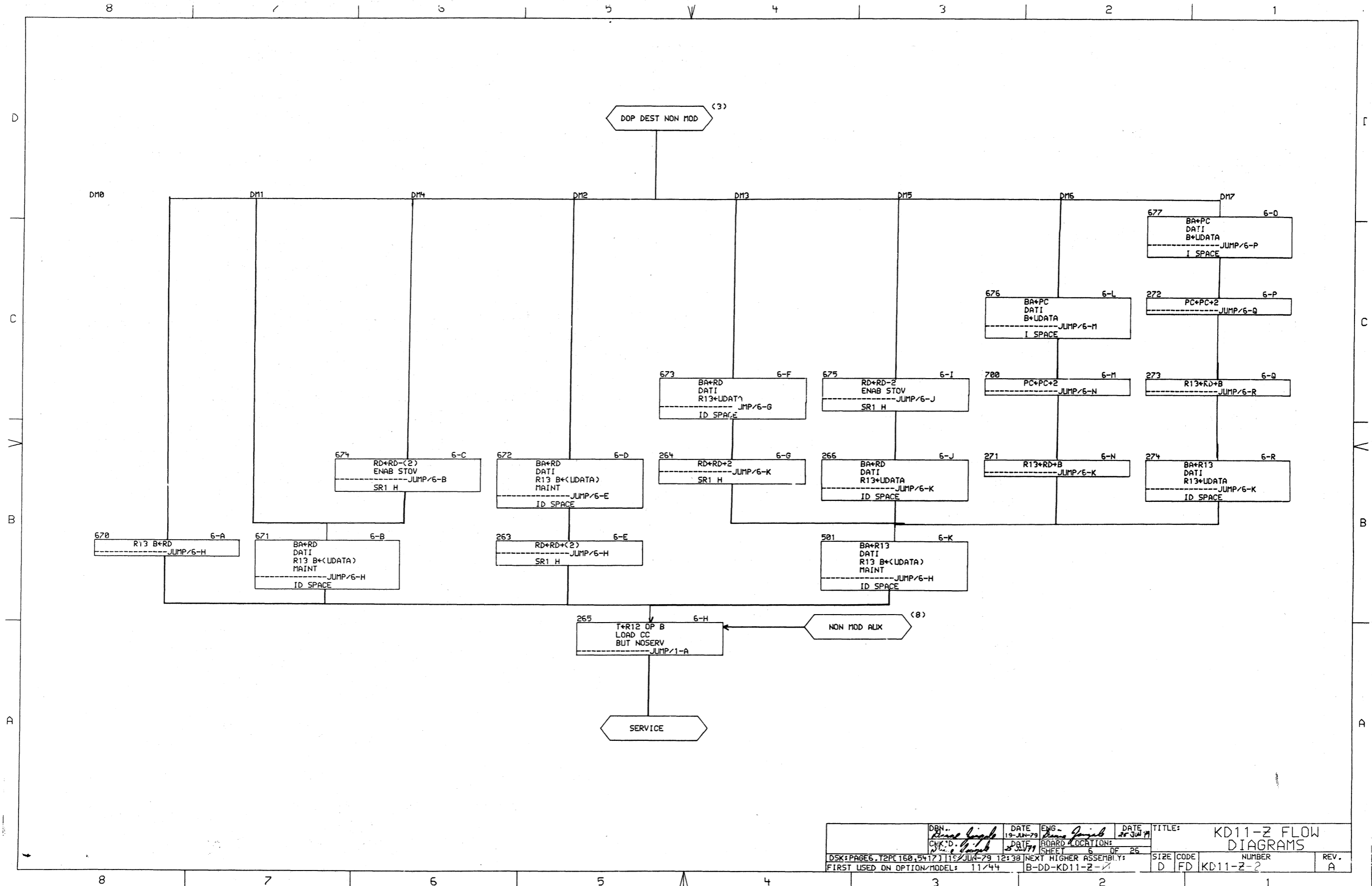


DRN. <i>Steve Smith</i>	DATE 19-10-79	ENG. <i>Steve Smith</i>	DATE 25 JUN 79	TITLE: KD11-Z FLOW DIAGRAMS
CHK'D. <i>Steve Smith</i>	DATE 25 JUN 79	BOARD 4	LOCATION SHEET 4 OF 26	SIZE CODE D FD
DSK: PAGE 4, TPC 160, 5417, 119 JUN 79 12:37 NEXT HIGHER ASSEMBLY: FIRST USED ON OPTION/MODEL: 11/44 B-DD-KD11-2-0				NUMBER KD11-Z-2
				REV. A

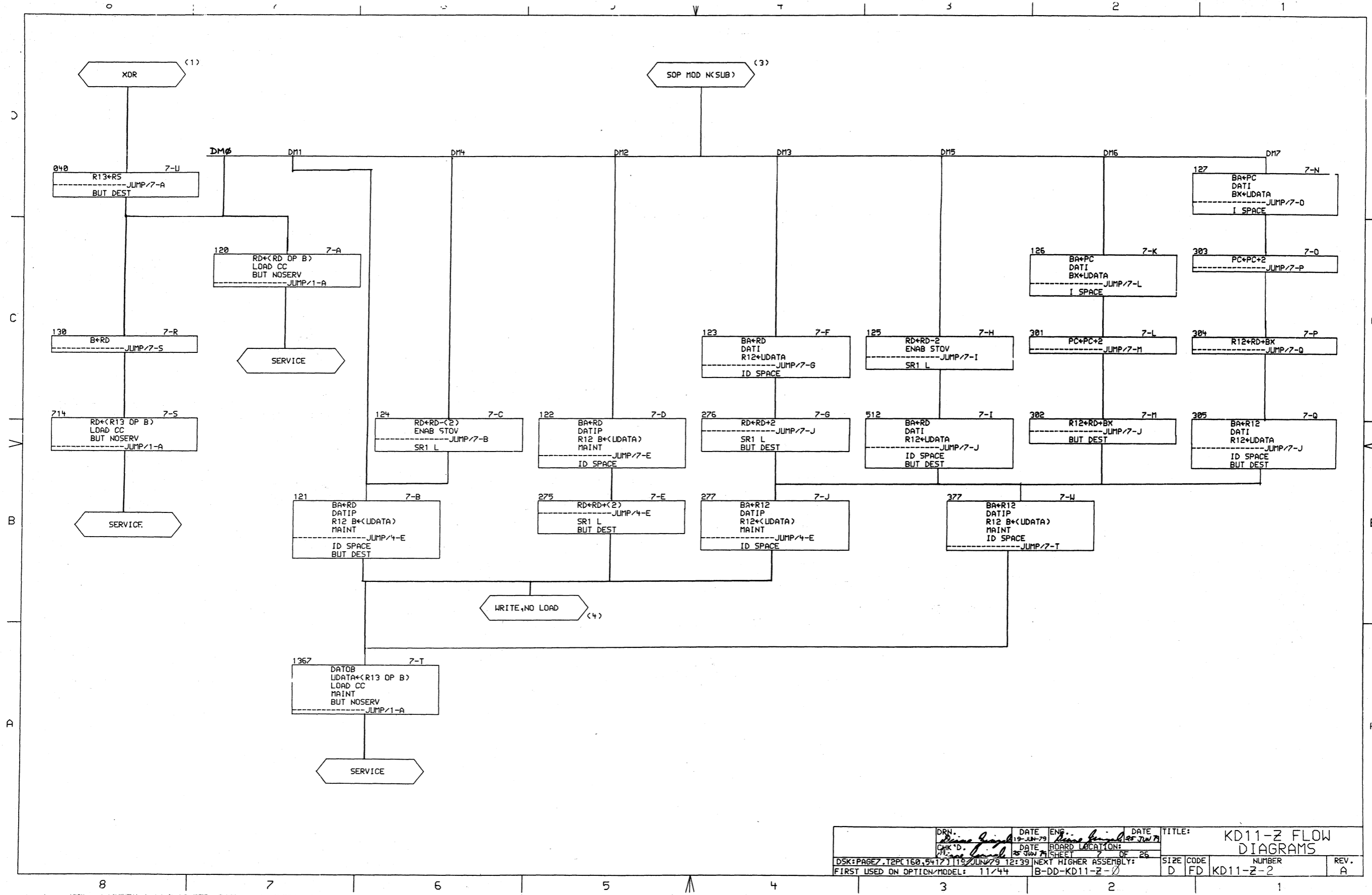


DRN. <i>Diene Gensch</i>	DATE 19 JUN 79	ENG. <i>Diene Gensch</i>	DATE 25 JUN 79	TITLE: KD11-Z FLOW DIAGRAMS
CHK'D. <i>Diene Gensch</i>	DATE 25 JUN 79	BOARD LOCATION: 5 OF 26	SIZE D	CODE FD
DSK: PAGE5.T2PC160,5417J 19 JUN 79 12:37 NEXT HIGHER ASSEMBLY: FIRST USED ON OPTION/MODEL: 11/44 B-DD-KD11-Z-2			NUMBER KD11-Z-2	REV. A

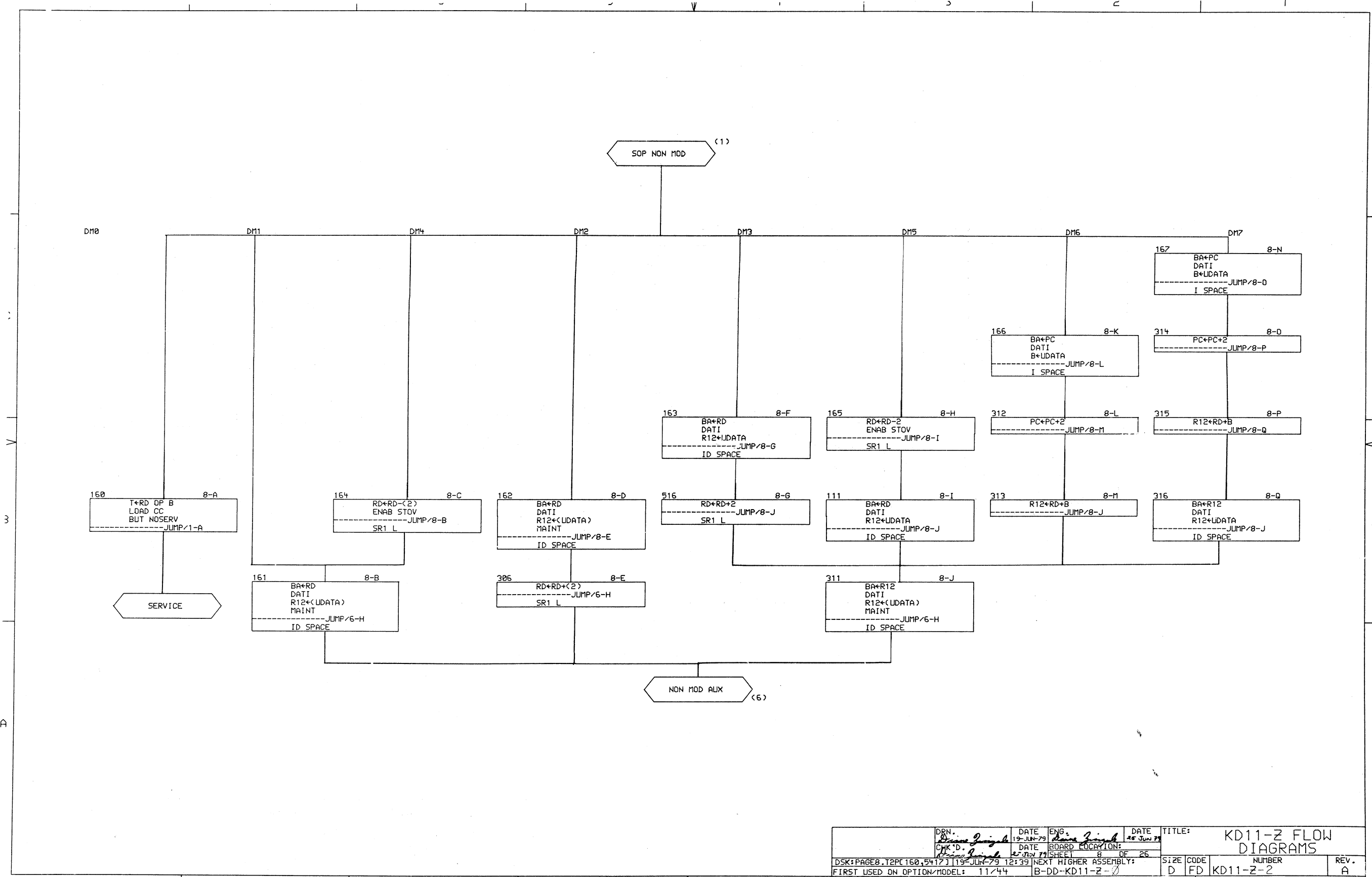
8 7 6 5 4 3 2 1



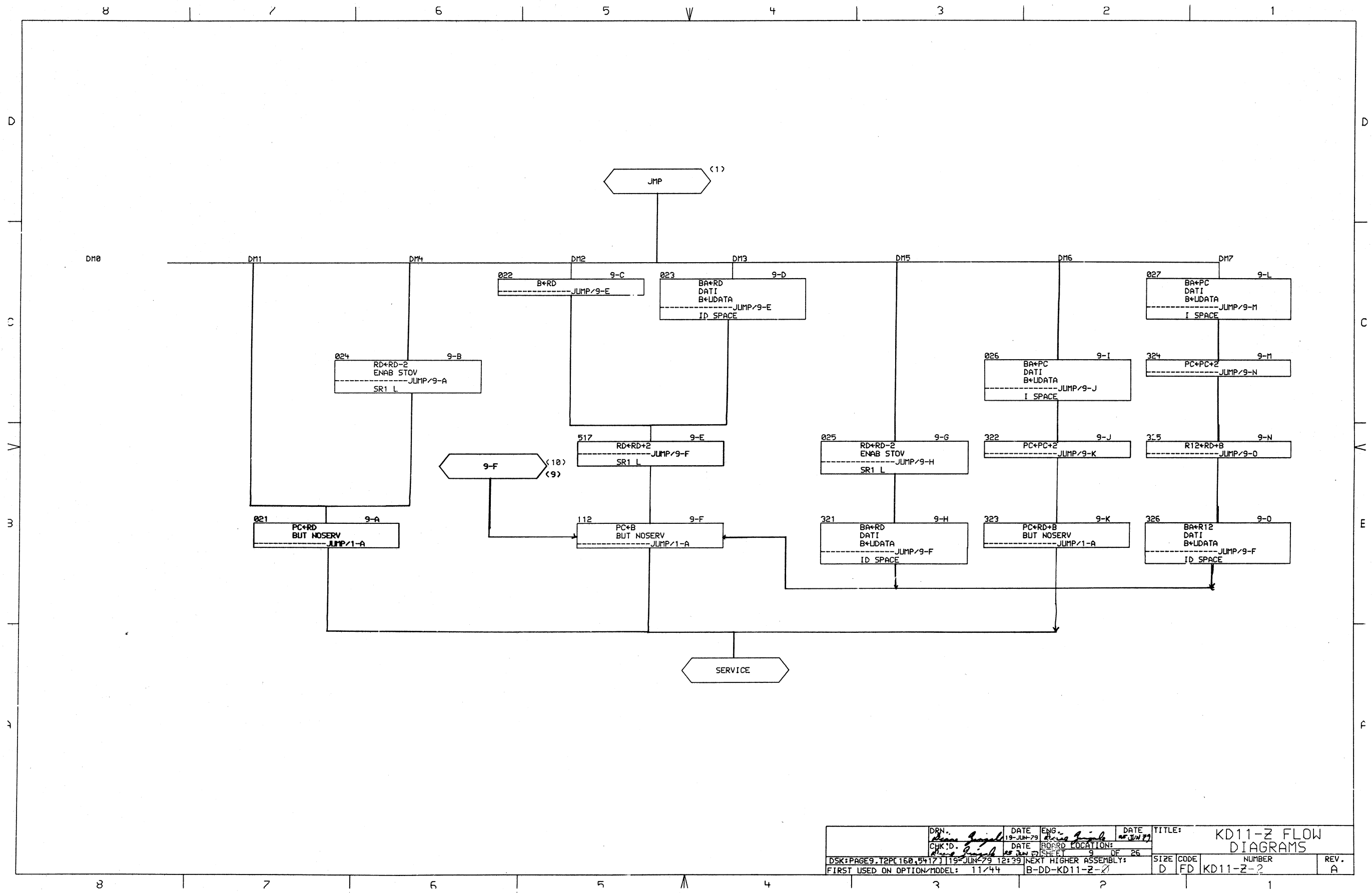
DRN: <i>David J. Smith</i>	DATE: 19 JUN 79	ENG: <i>David J. Smith</i>	DATE: 20 JUN 79	TITLE: KD11-Z FLOW DIAGRAMS
CHK'D: <i>David J. Smith</i>	DATE: 25 JUN 79	BOARD LOCATION: 6	SHEET: 6 OF 26	REV. A
DSK: PAGE 6, T2PC 160, 54171119 JUN 79 12:38		NEXT HIGHER ASSEMBLY: B-DD-KD11-Z-1		NUMBER: KD11-Z-?
FIRST USED ON OPTION/MODEL: 11/44				



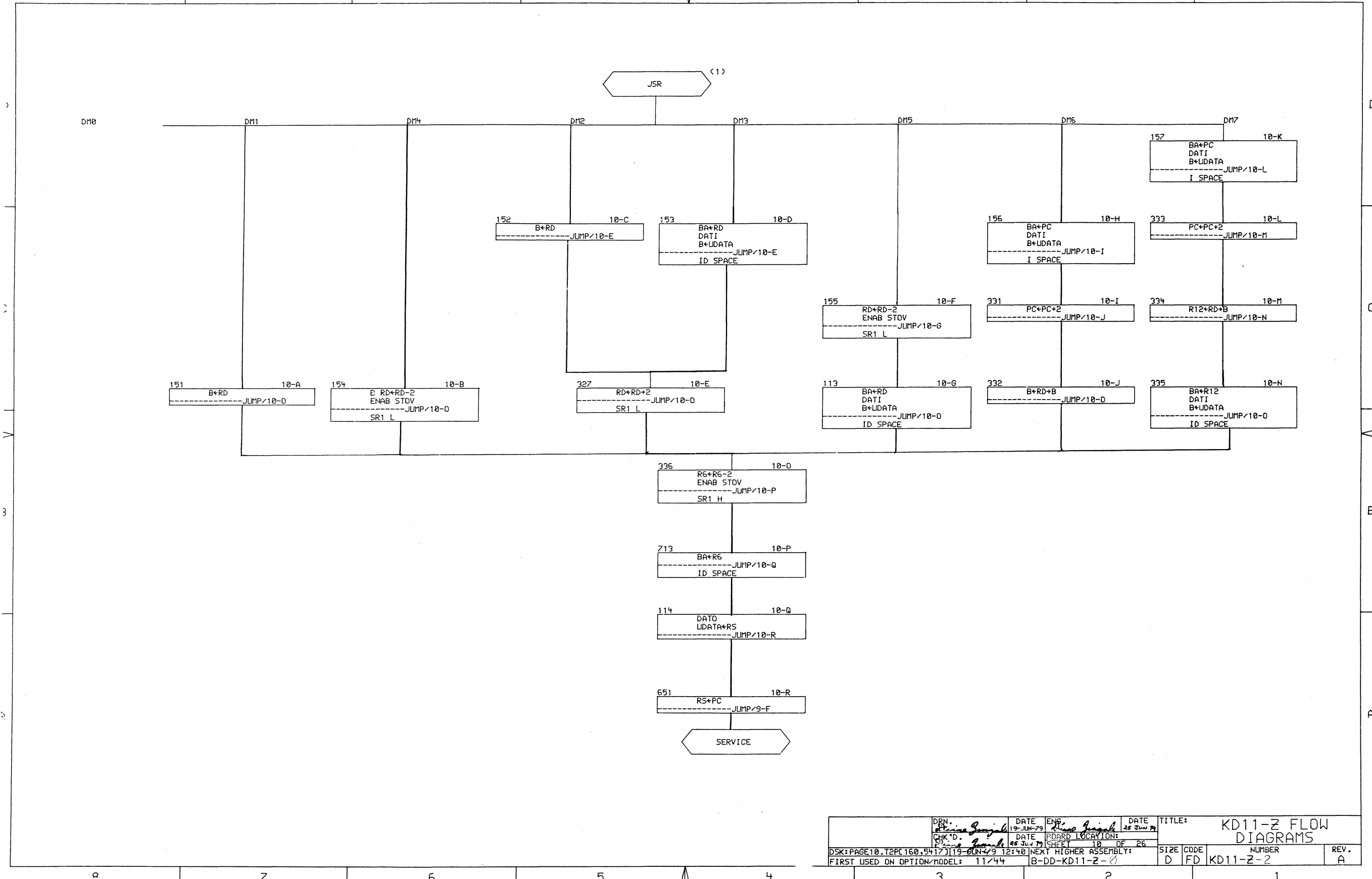
DRN. <i>James G. Smith</i>	DATE 19-JUN-79	ENG. <i>James G. Smith</i>	DATE 19-JUN-79	TITLE: KD11-Z FLOW DIAGRAMS
CHK'D. <i>James G. Smith</i>	DATE 25-JUN-79	BOARD LOCATION: 7	SHEET 7 OF 26	SIZE CODE NUMBER REV. D FD KD11-Z-2 A
DSK:PAGEZ.T2PC160.5412119.JUN79 12:39		NEXT HIGHER ASSEMBLY: B-DD-KD11-Z-0		
FIRST USED ON OPTION/MODEL: 11/44				



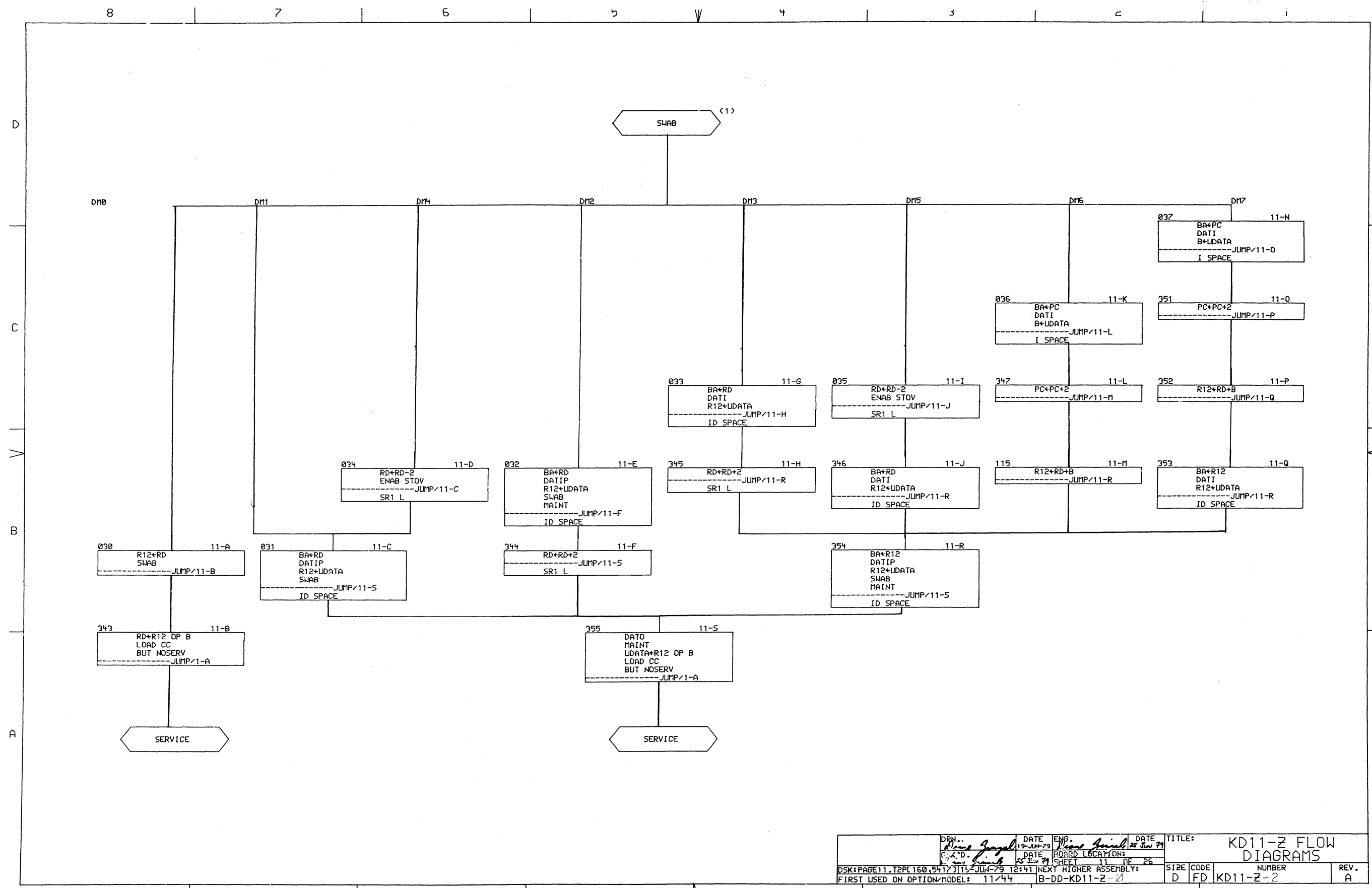
DRN. <i>James J. Smith</i>	DATE 19 JUN 79	ENG. <i>James J. Smith</i>	DATE 25 JUN 79	TITLE: KD11-Z FLOW DIAGRAMS
CHK'D. <i>James J. Smith</i>	DATE 19 JUN 79	BOARD LOCATION: 8 OF 26	SHEET 8 OF 26	SIZE CODE D FD
DSK: PAGE 8, TPC 160, 54173 19 JUN 79 12:39 NEXT HIGHER ASSEMBLY: FIRST USED ON OPTION/MODEL: 11/44 B-DD-KD11-Z-0				NUMBER KD11-Z-2
				REV. A



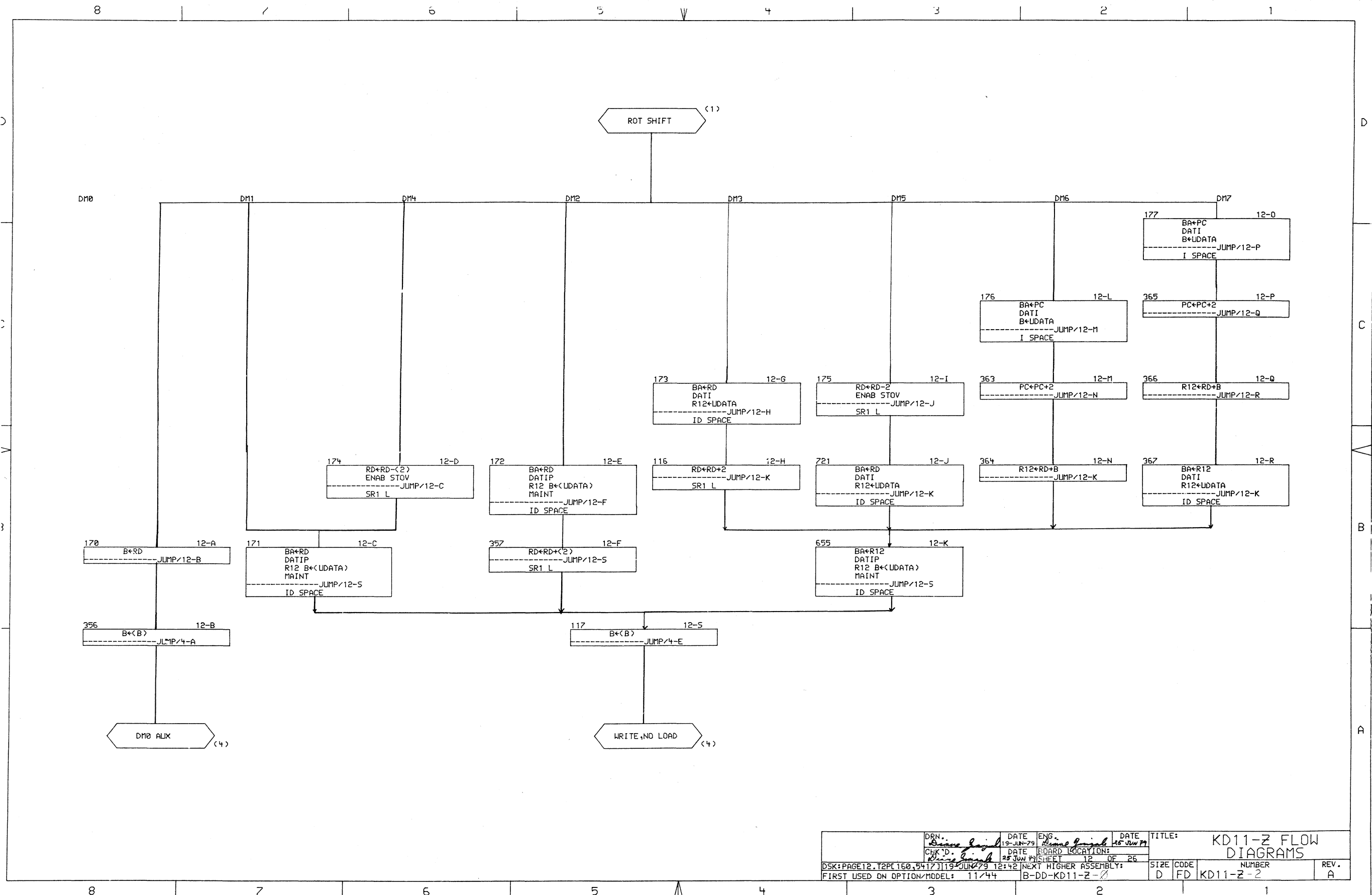
DRN.	DATE	ENG.	DATE	TITLE:
<i>John J. ...</i>	19-JUN-79	<i>John J. ...</i>	19-JUN-79	KD11-Z FLOW DIAGRAMS
CHK ID.	DATE	BOARD LOCATION:	SHEET	OF
<i>John J. ...</i>	19-JUN-79	9	25	
DSK: PAGE 9, TPI 160, 5417	19-JUN-79 12:39	NEXT HIGHER ASSEMBLY:	SIZE	CODE
FIRST USED ON OPTION MODEL: 11/44	B-DD-KD11-Z-2		D	FD
			NUMBER	REV.
			KD11-Z-?	A



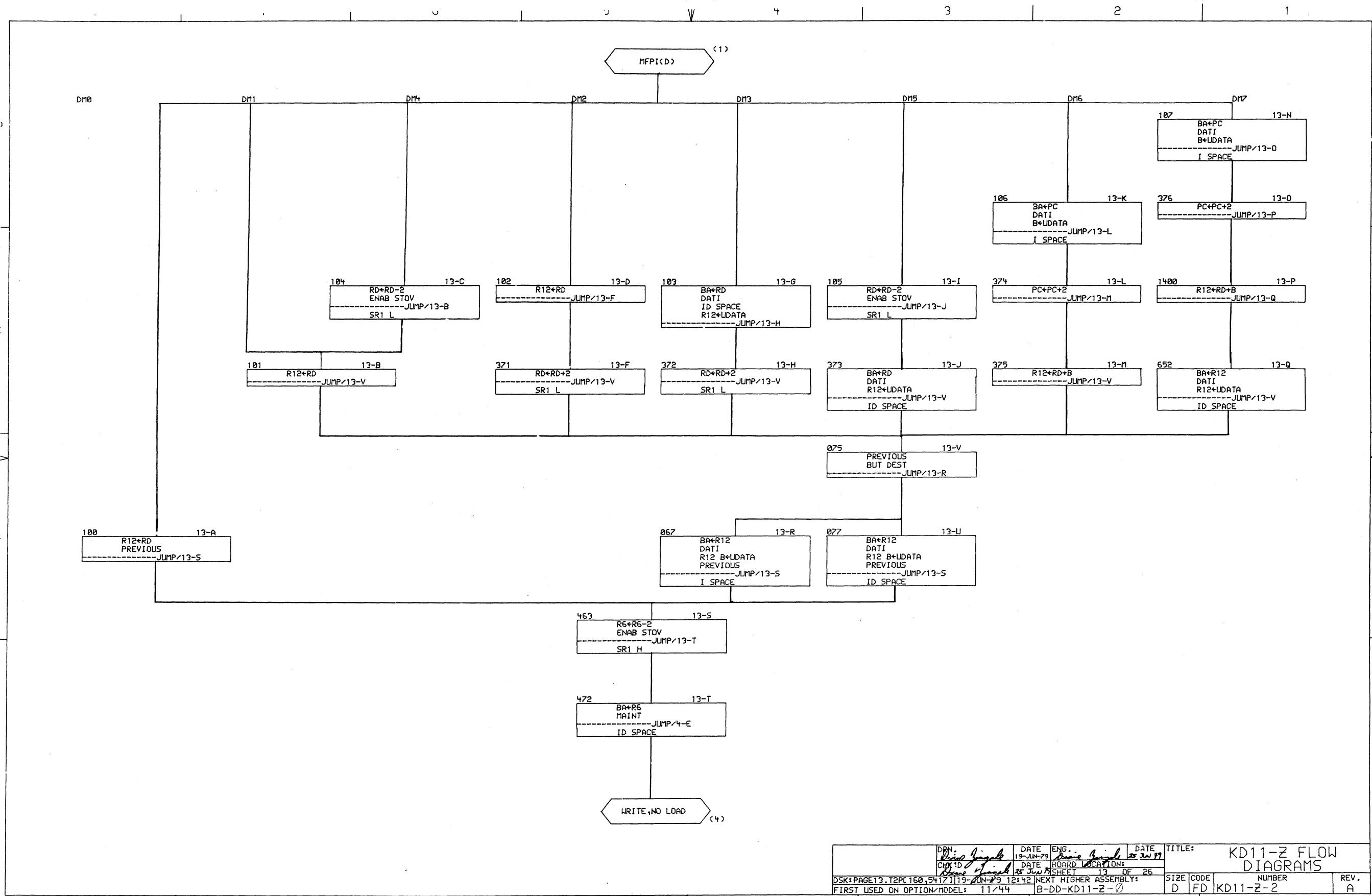
DRN. <i>Steve Gumbel</i>	DATE 19 JUN 79	ENG. <i>Steve Gumbel</i>	DATE 26 JUN 79	TITLE: KD11-Z FLOW DIAGRAMS
CHK'D. <i>Steve Gumbel</i>	DATE 28 JUN 79	BOARD LOCATION: SHEET 10 OF 26	SIZE CODE D FD	NUMBER KD11-Z-2
DSK:PAGE10.T2PL160,5417J119-0UN4/9 12:48		NEXT HIGHER ASSEMBLY: B-DD-KD11-2-0		REV. A
FIRST USED ON OPTION/MODEL: 11/44				



DRN..	DATE	ENG.	DATE	TITLE:
<i>Steve Jorgal</i>	19 JUN 79	<i>Steve Jorgal</i>	25 JUN 79	KD11-Z FLOW DIAGRAMS
C.K.D.	DATE	BOARD LOCATION:	SHEET	OF
<i>Steve Jorgal</i>	25 JUN 79		11	26
DSK:PAGE11.T2PL160,5417	11/79	NEXT HIGHER ASSEMBLY:	SIZE	CODE
FIRST USED ON OPTION/MODEL: 11/44	B-DD-KD11-Z-2		D	FD
		NUMBER	REV.	
		KD11-Z-2	A	

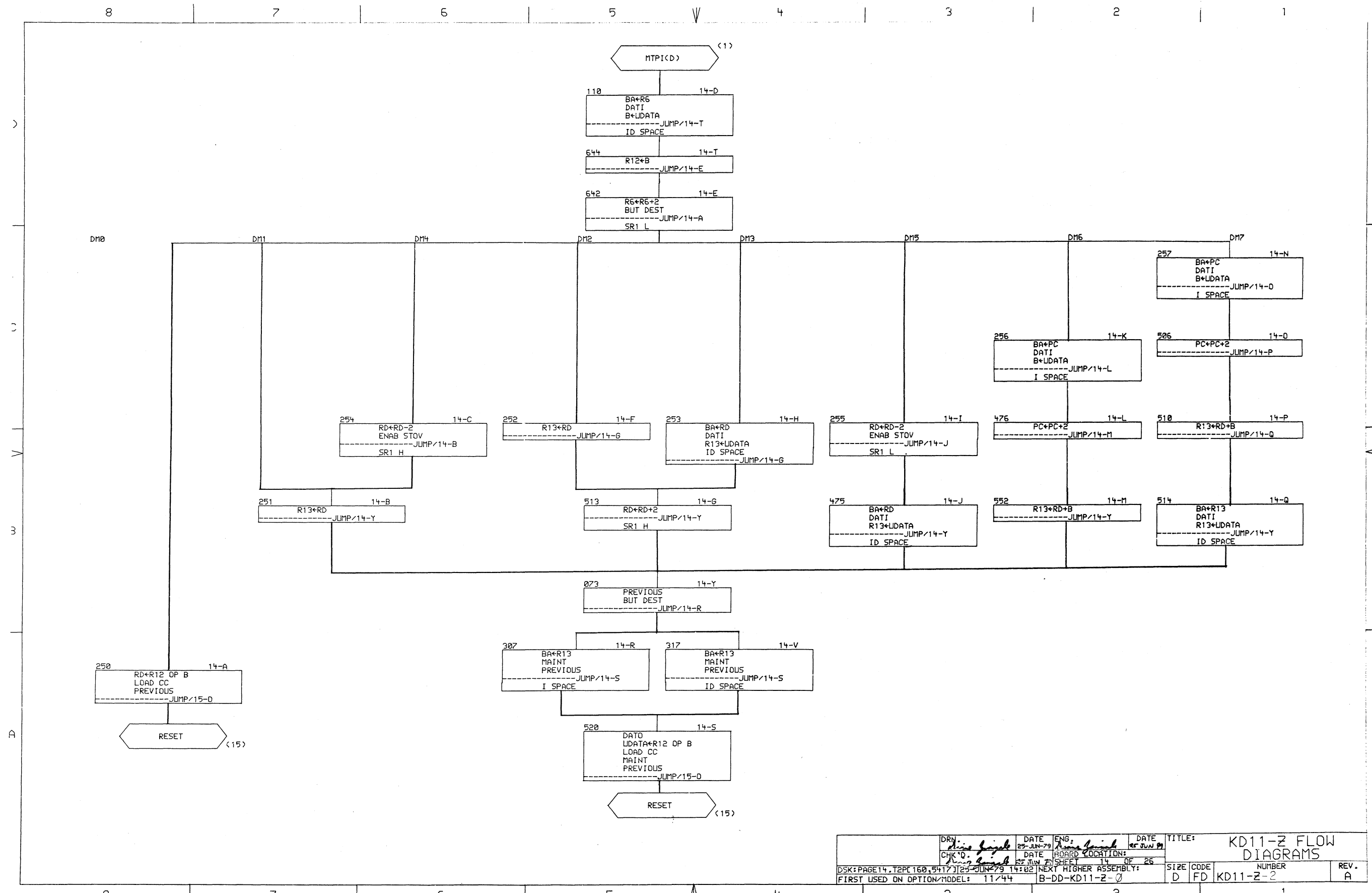


DRN.	DATE	ENG.	DATE	TITLE:
<i>Dianna Jones</i>	13 JUN 79	<i>Dianna Jones</i>	15 JUN 79	KD11-Z FLOW DIAGRAMS
CHK'D.	DATE	BOARD LOCATION:	SHEET	OF
<i>Dianna Jones</i>	25 JUN 79	12	26	
FIRST USED ON OPTION/MODEL: 11/44 B-DD-KD11-Z-2				SIZE CODE
				D FD
				NUMBER
				KD11-Z-2
				REV.
				A

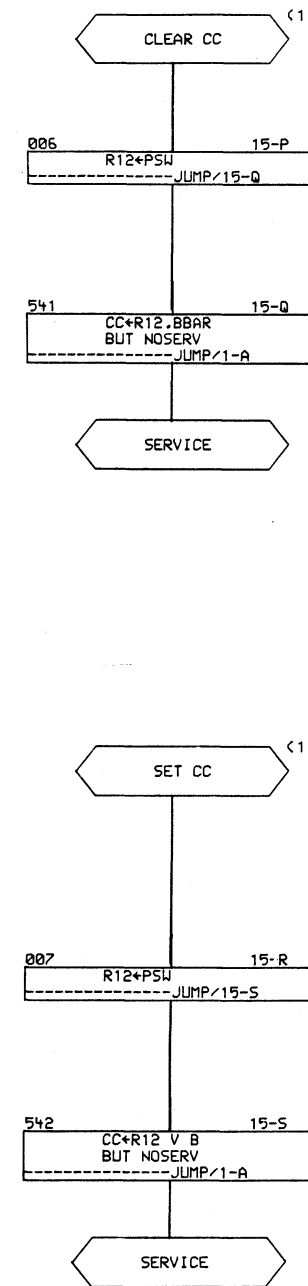
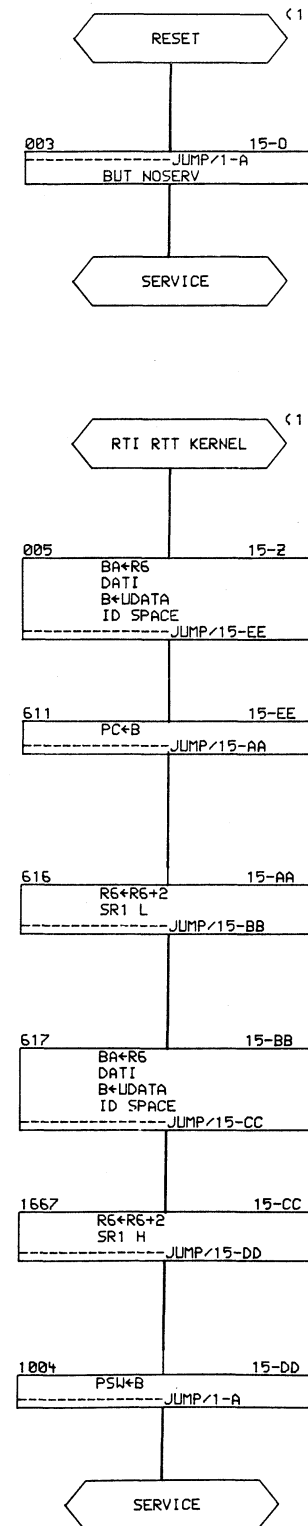
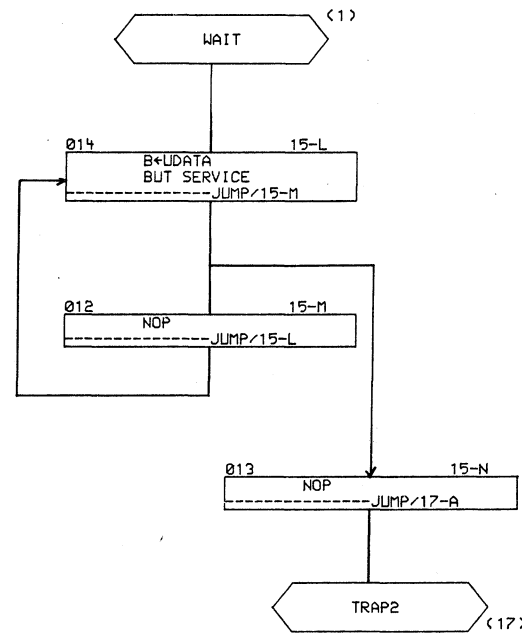
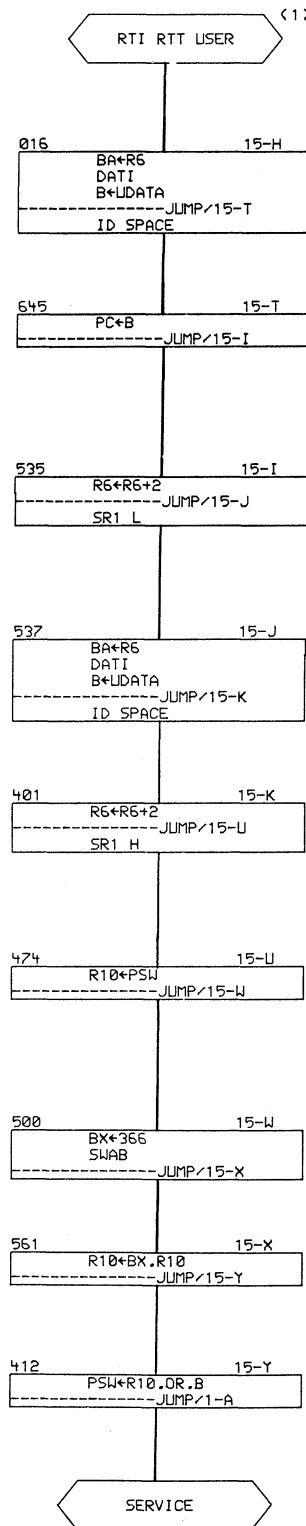
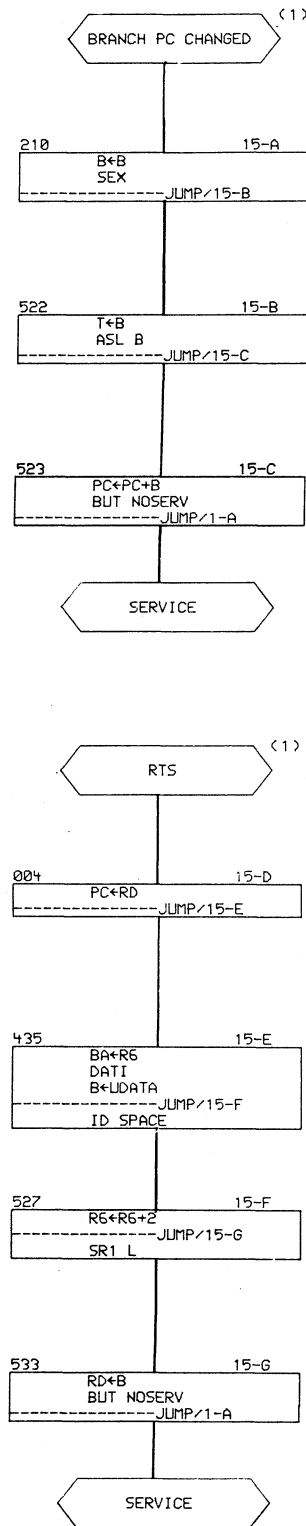


DRN: <i>David Jorgels</i>	DATE: 19-JUN-79	ENG: <i>David Jorgels</i>	DATE: 20-JUN-79	TITLE: KD11-Z FLOW DIAGRAMS
CIR ID: <i>Jorgels</i>	DATE: 25-JUN-79	BOARD LOCATION: 13	SHEET: 13	OF: 26
DSK: PAGE 13	T2PC 150, 5412 J119	JUN 29 12:42	NEXT HIGHER ASSEMBLY: B-DD-KD11-Z-0	SIZE: D
FIRST USED ON OPTION/MODEL: 11/44				CODE: FD
				NUMBER: KD11-Z-2
				REV: A

8 7 6 5 4 3 2 1



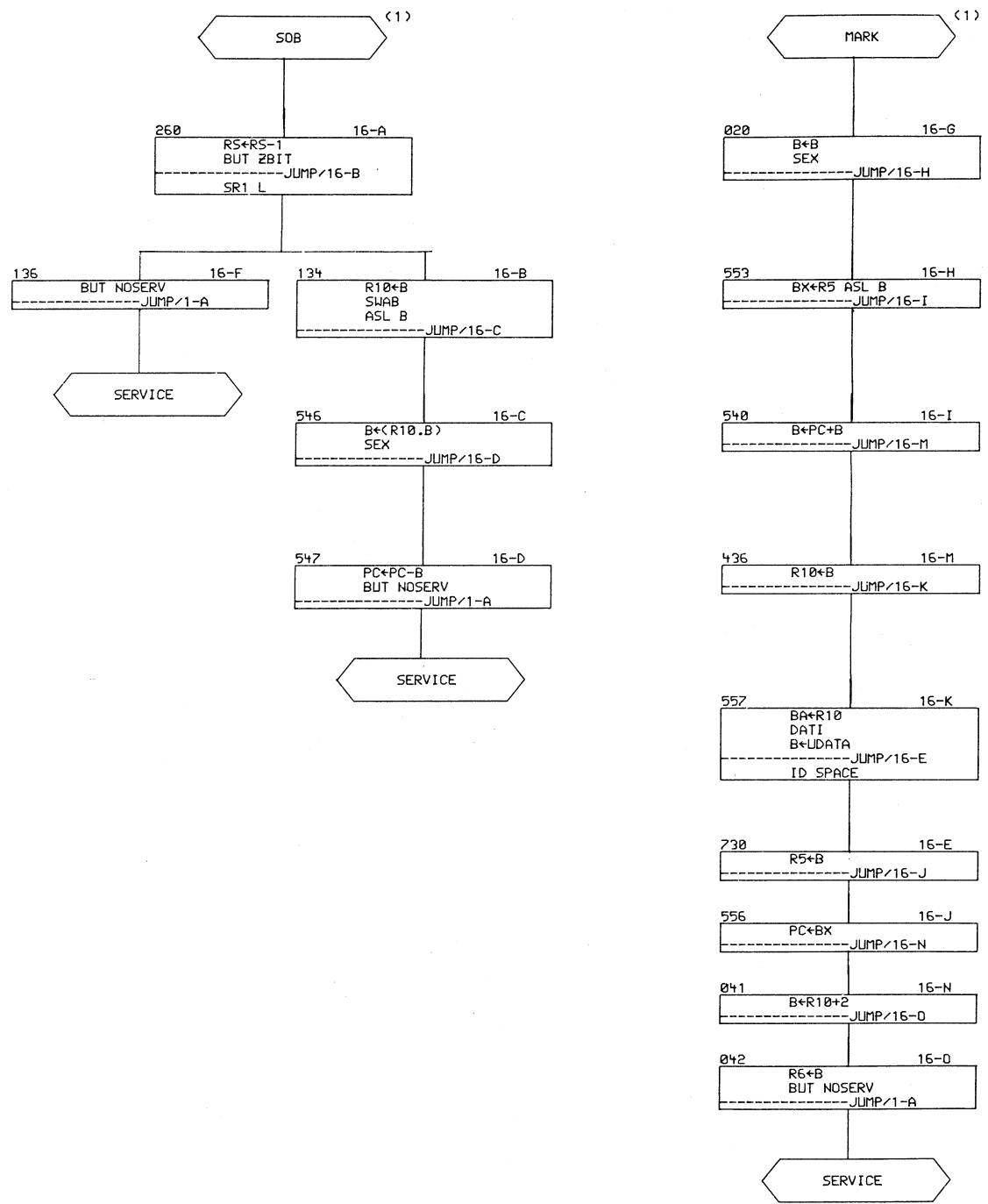
DRY	DATE	ENG	DATE	TITLE:
<i>Steve Jank</i>	29 JUN 79	<i>Steve Jank</i>	29 JUN 79	KD11-Z FLOW DIAGRAMS
CHK'D	DATE	BOARD LOCATION:	OF	SIZE CODE
<i>Steve Jank</i>	29 JUN 79	11/44	14	D FD
FIRST USED ON OPTION/MODEL:	NEXT HIGHER ASSEMBLY:	NUMBER	REV.	
11/44	B-DD-KD11-Z-0	KD11-Z-2	A	



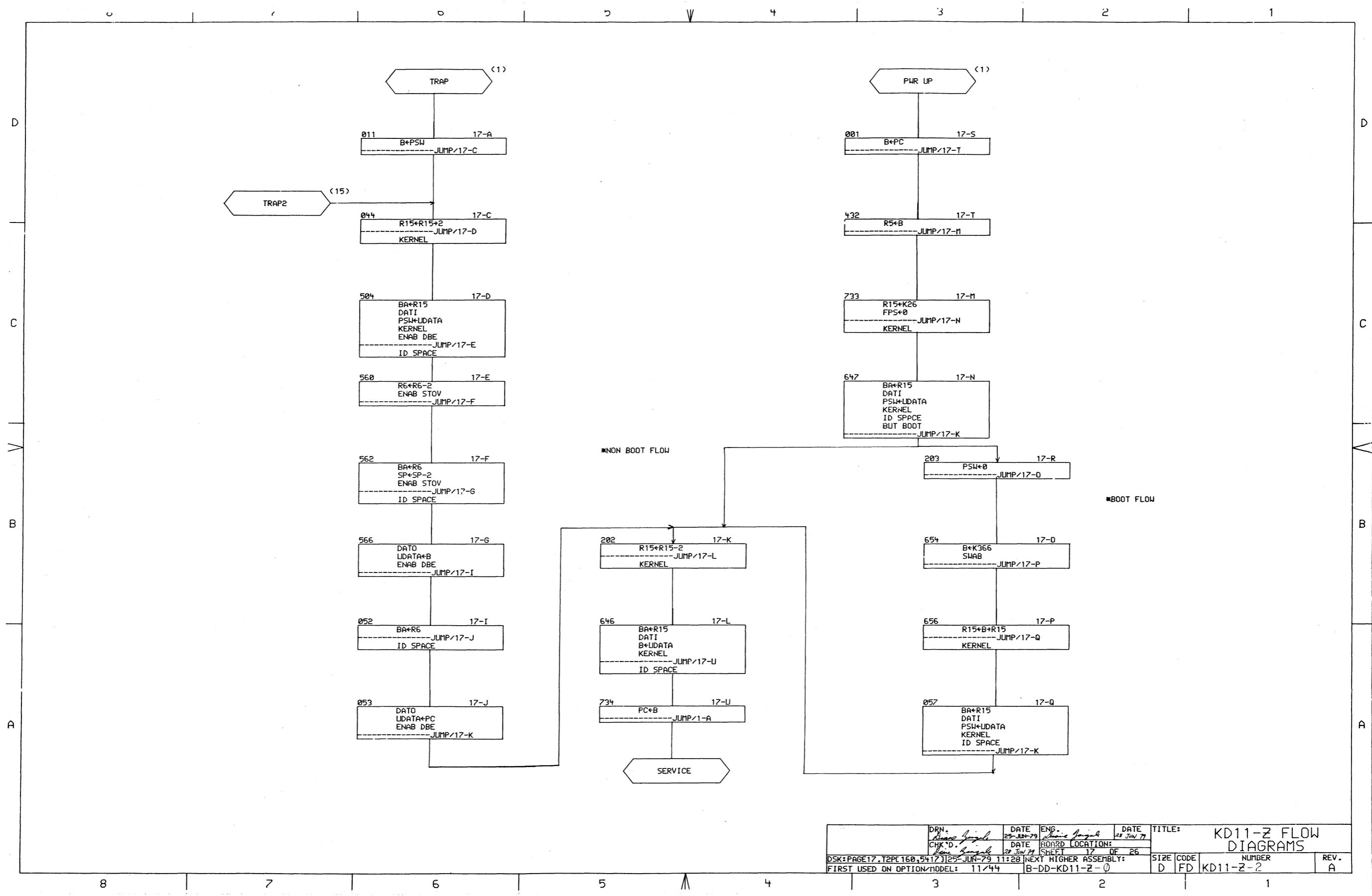
DRN. <i>Ricardo J. G. Jr.</i>	DATE 13 JUN 79	ENG. <i>Ricardo J. G. Jr.</i>	DATE 25 JUN 79	TITLE: KD11-Z FLOW DIAGRAMS
CHK'D. <i>Ricardo J. G. Jr.</i>	DATE 26 JUN 79	BOARD LOCATION: 15	OF 25	SIZE CODE D FD
DSK:PAGE 15.T2PL160,5417J119 JUN 79 12:43 NEXT HIGHER ASSEMBLY: FIRST USED ON OPTION MODEL: 11/44			B-DD-KD11-Z-W	NUMBR KD11-Z-2
				REV. A

D
C
B
A

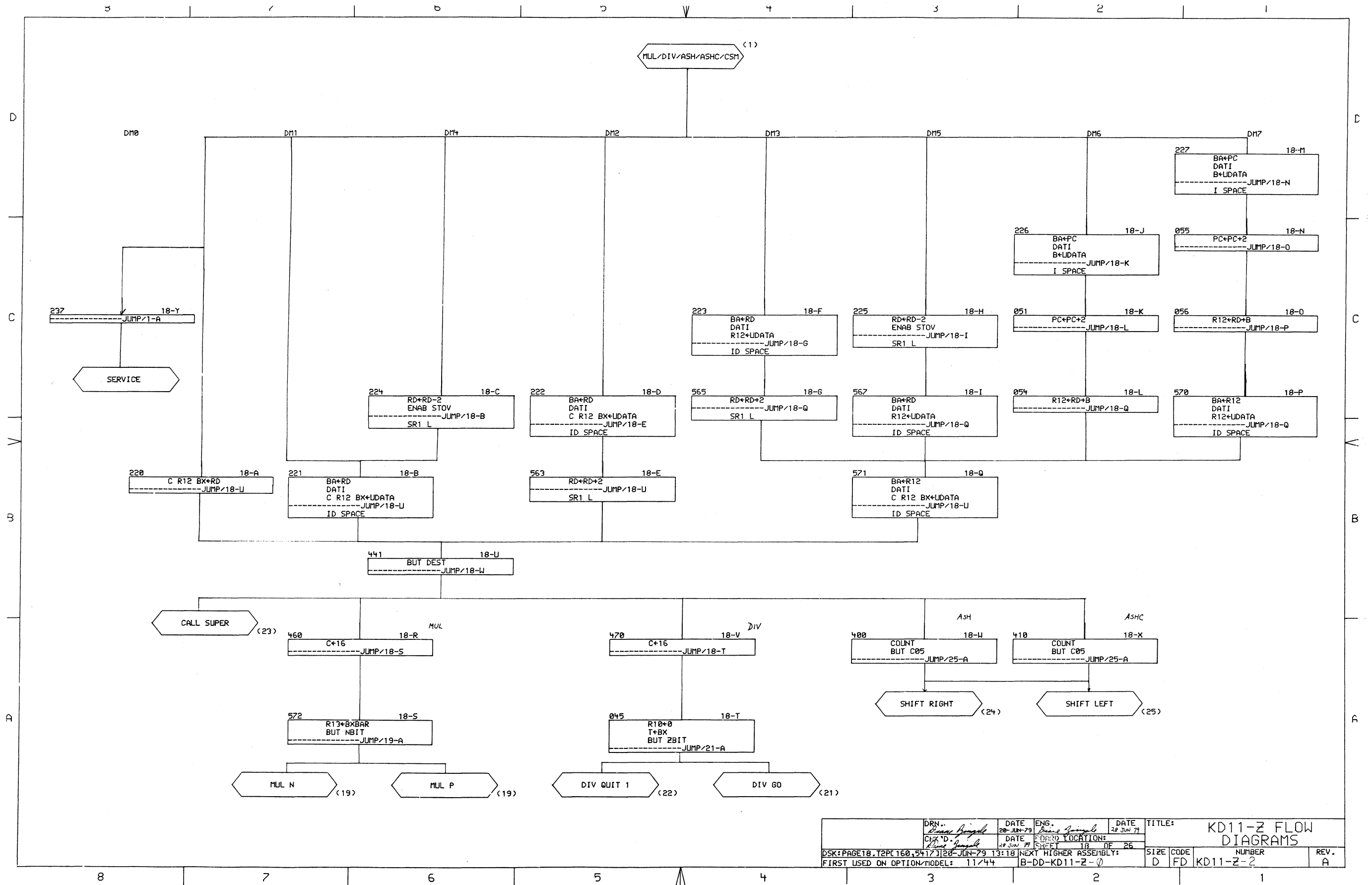
D
C
B
A

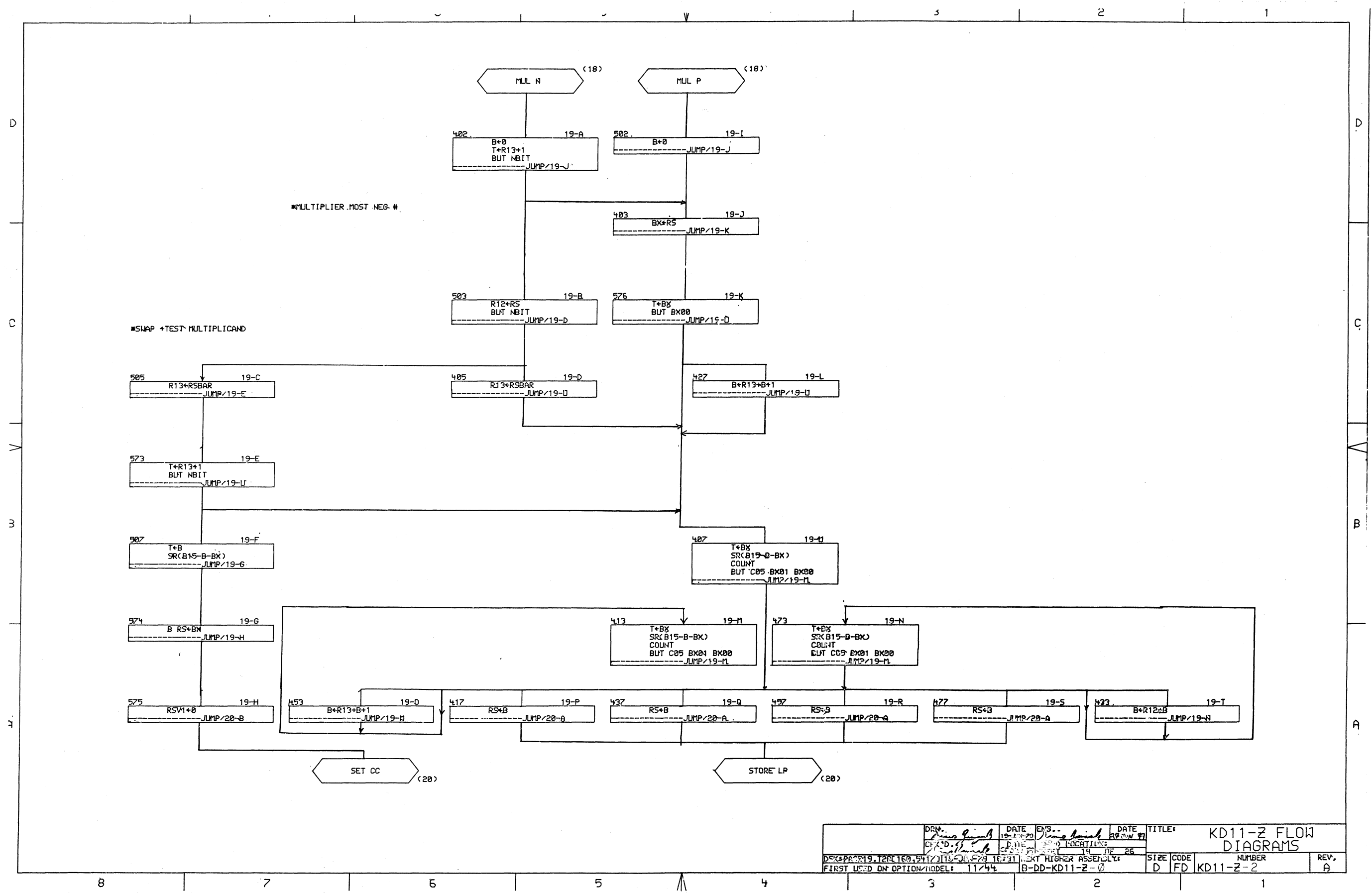


DRN. <i>Steve Jorgal</i>	DATE 19 JUN 79	ENG. <i>Steve Jorgal</i>	DATE 20 JUN 79	TITLE: KD11-Z FLOW DIAGRAMS
CHK'D. <i>Steve Jorgal</i>	DATE 20 JUN 79	BOARD LOCATION: SHEET 16 OF 26	SIZE D	CODE FD
OSK: PAGE 16, T2PC 160, 5417119 JUN 79 16:30				NUMBER KD11-Z-2
FIRST USED ON OPTION/MODEL: 11/44				REV. A

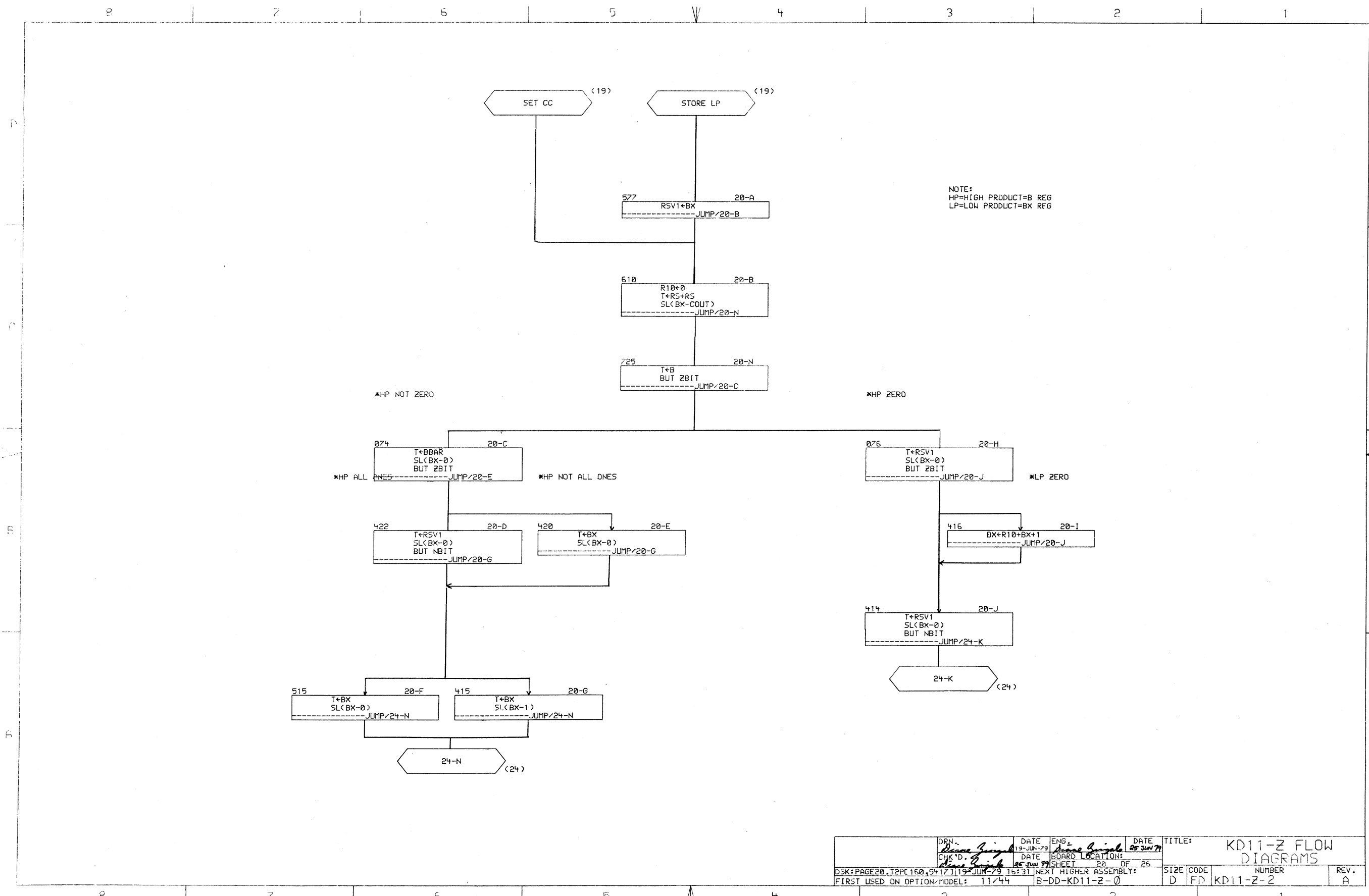


DRN. <i>Steve Jorgal</i>	DATE 25 JUN 79	ENG. <i>Steve Jorgal</i>	DATE 28 JUN 79	TITLE: KD11-Z FLOW DIAGRAMS
CHK'D <i>Steve Jorgal</i>	DATE 28 JUN 79	BOARD LOCATION: 17	OF 26	SIZE CODE D FD
DSK: PAGE 17, T2P1160, 5417 J125 JUN 79 11:28 NEXT HIGHER ASSEMBLY: FIRST USED ON OPTION/MODEL: 11/44 B-DD-KD11-Z-0				NUMBER KD11-Z-2
				REV. A





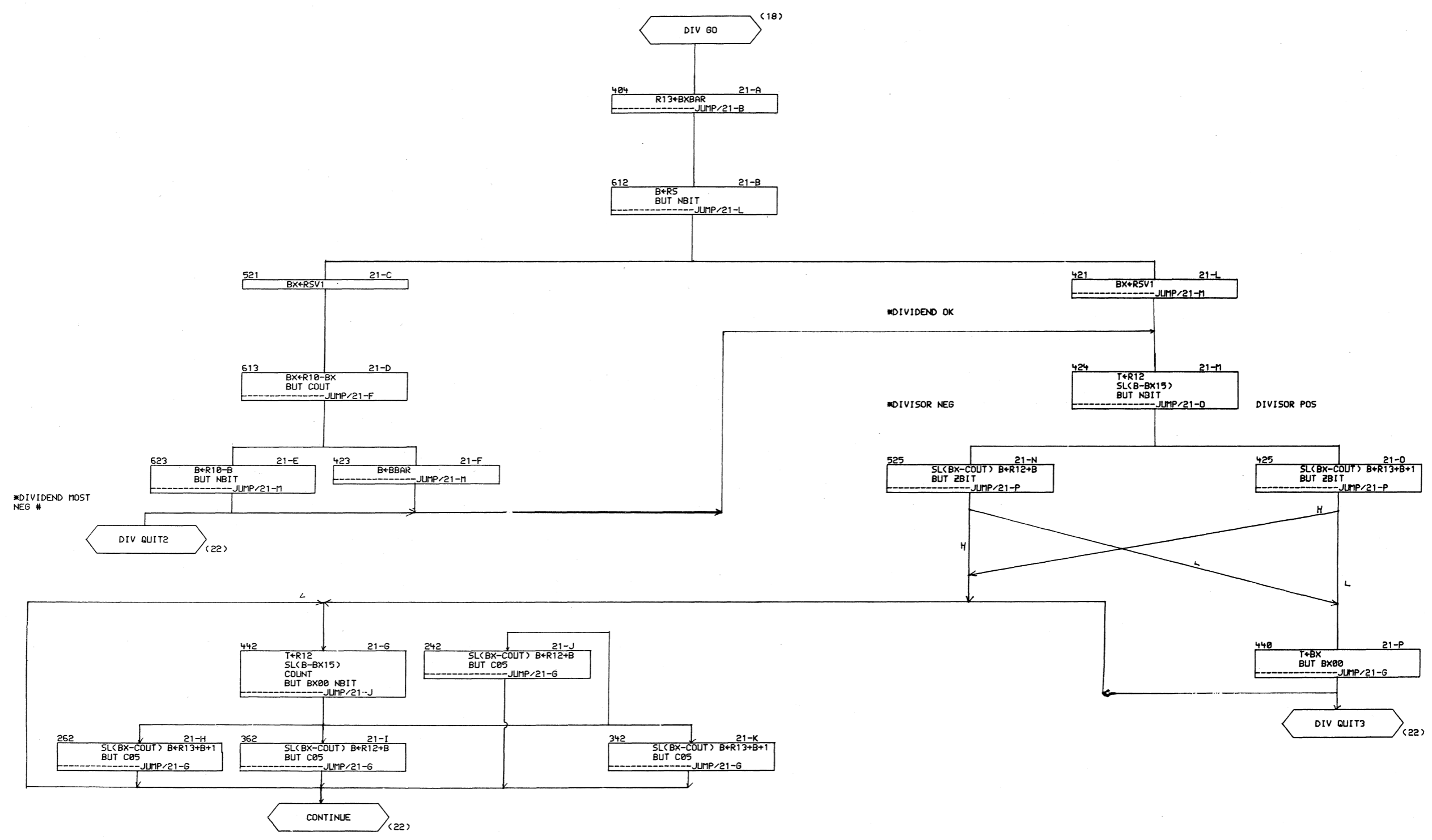
DRN. <i>James Smith</i>	DATE <i>10-1-70</i>	ENG. <i>James Smith</i>	DATE <i>10-1-70</i>	TITLE: KD11-Z FLOW DIAGRAMS
CHK'D. <i>James Smith</i>	DATE <i>10-1-70</i>	LOC. <i>19</i>	REV. <i>26</i>	SIZE CODE NUMBER REV. D FD KD11-Z-2 A
FIRST USED ON OPTION/MODEL: 11/44				BY HIGHER ASSEMBLY: B-DD-KD11-Z-0



NOTE:
 HP=HIGH PRODUCT=B REG
 LP=LOW PRODUCT=BX REG

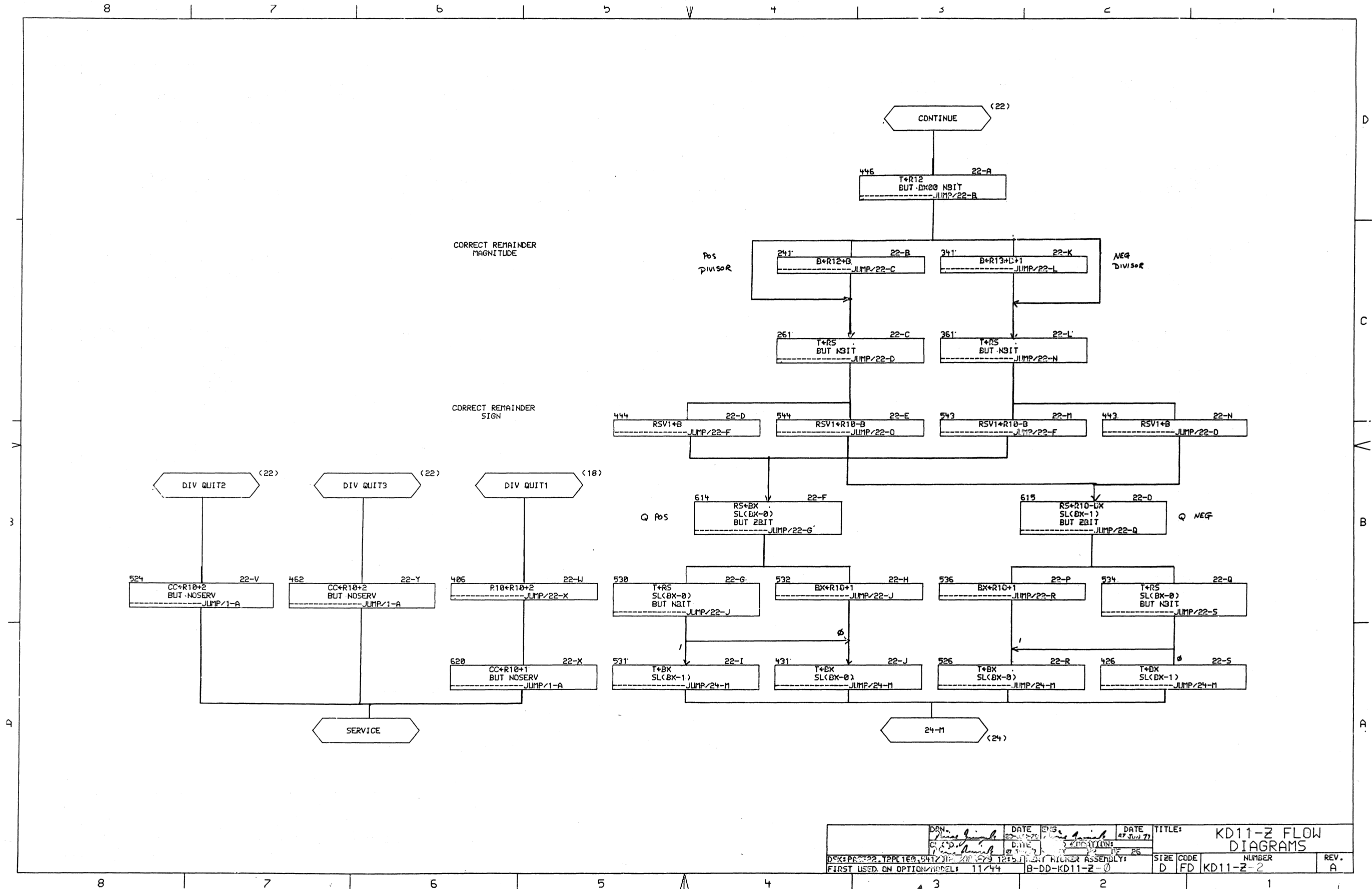
DRN. <i>David G. Smith</i>	DATE 19-JUN-79	ENG. <i>David G. Smith</i>	DATE 25 JUN 79	TITLE: KD11-Z FLOW DIAGRAMS
CHK'D. <i>David G. Smith</i>	DATE 19 JUN 79	BOARD LOCATION: 20	SHEET 20	DE 25
DSK:PAGE20.T2PC150,9473119 JUN-79 16:31 NEXT HIGHER ASSEMBLY:				SIZE CODE D FD
FIRST USED ON OPTION/MODEL: 11/44				NUMBER B-DD-KD11-Z-0
			NUMBER KD11-Z-2	REV. A

8 7 6 5 4 3 2 1

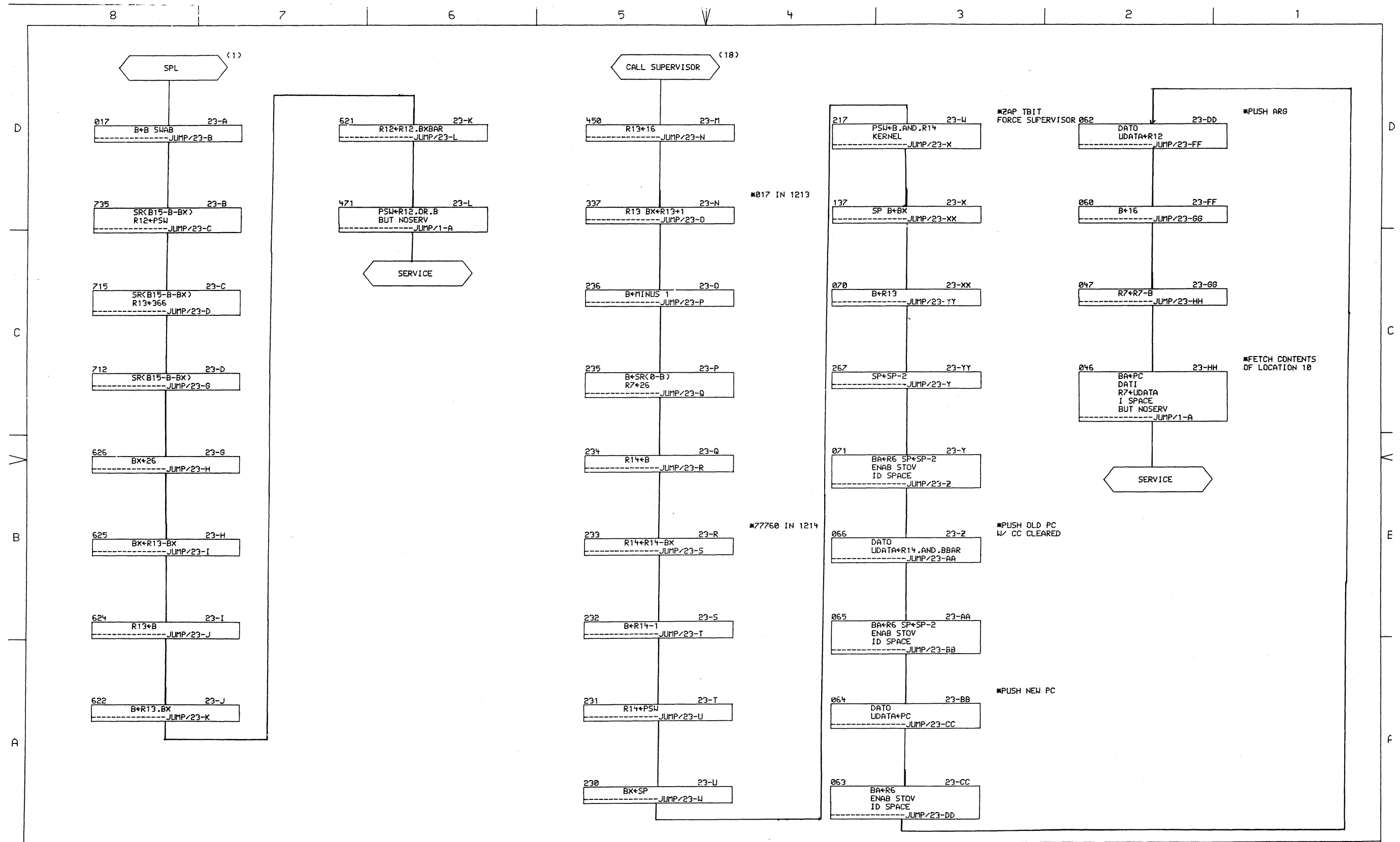


DRN. <i>Gene Smith</i>	DATE 27 JUN 79	ENG. <i>Gene Smith</i>	DATE 28 JUN 79	TITLE: KD11-Z FLOW DIAGRAMS
CHK'D. <i>Gene Smith</i>	DATE 28 JUN 79	LOC. 21	OF 26	SIZE CODE D FD
FIRST USED ON OPTION/MODEL: 11/44				NUMBER KD11-Z-2
NEXT HIGHER ASSEMBLY: B-DD-KD11-Z-0				REV. A

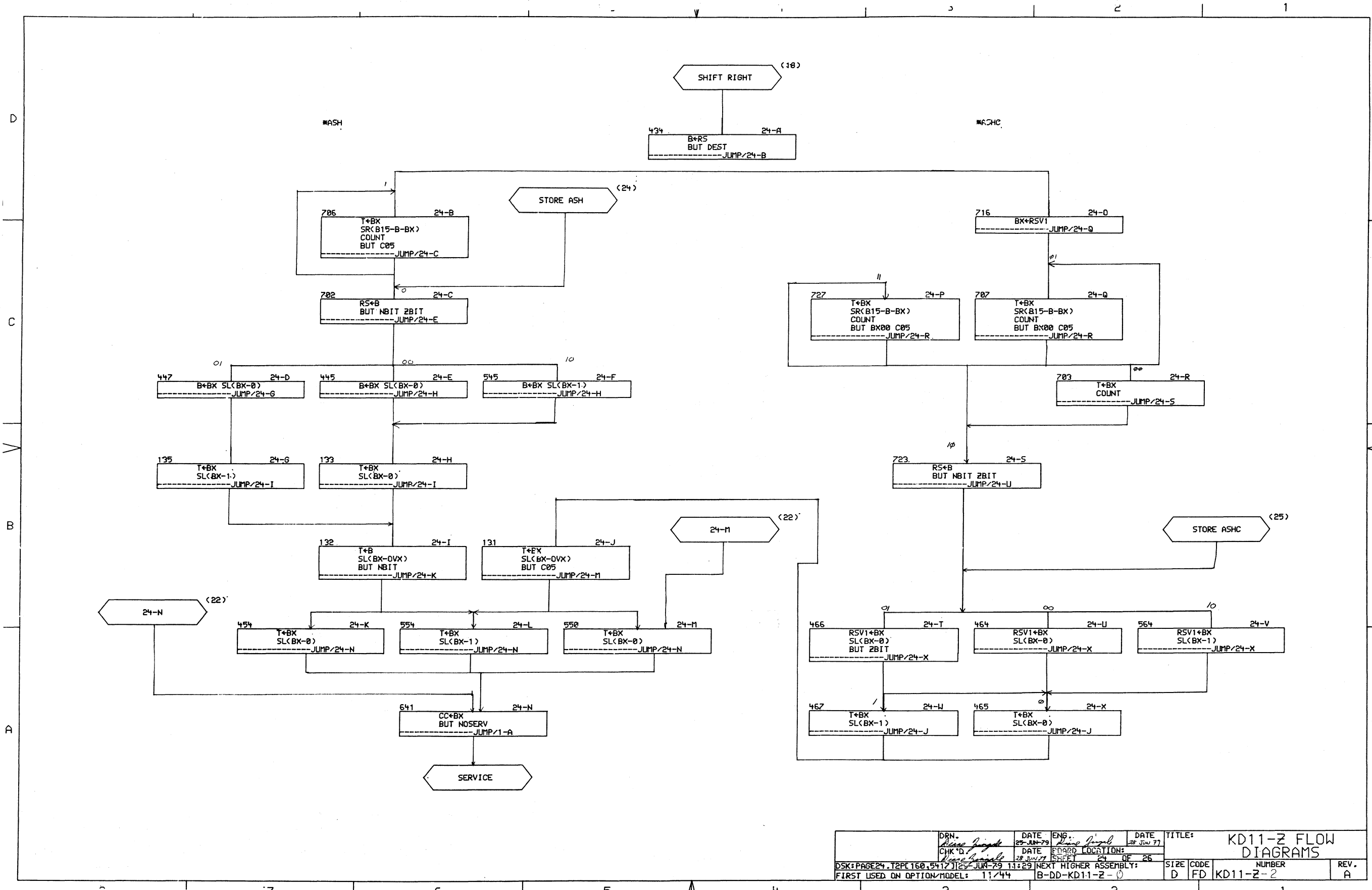
8 7 6 5 4 3 2 1



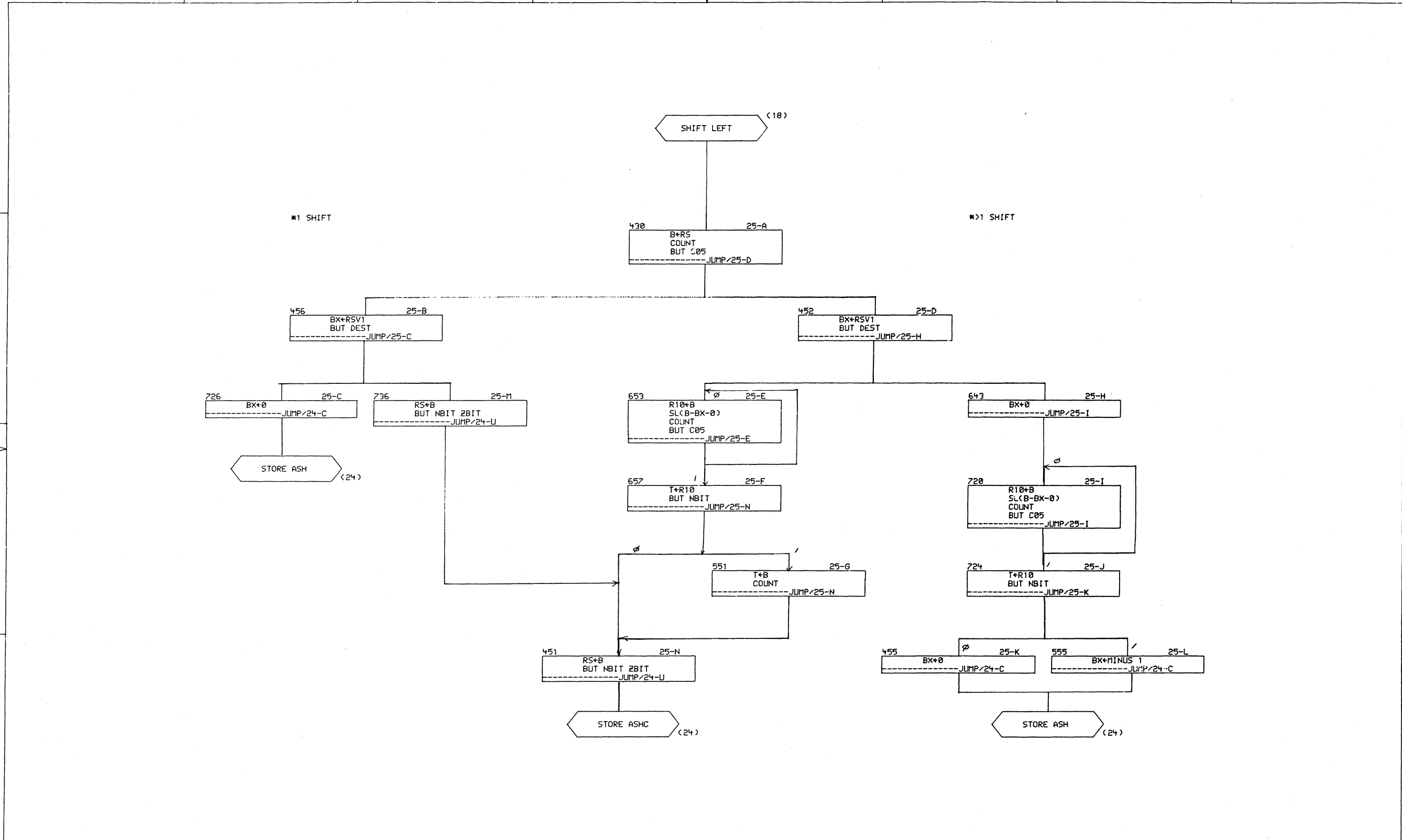
DAN: <i>James Marshall</i>		DATE: <i>20 Jul 72</i>	ENG: <i>James Marshall</i>	DATE: <i>27 Jul 72</i>	TITLE: KD11-Z FLOW DIAGRAMS
C.A.P. <i>James Marshall</i>		DATE: <i>27 Jul 72</i>	ENG: <i>James Marshall</i>	DATE: <i>27 Jul 72</i>	NUMBER: KD11-Z-2
FIRST USED ON OPTION MODEL: 11/44				REV. A	



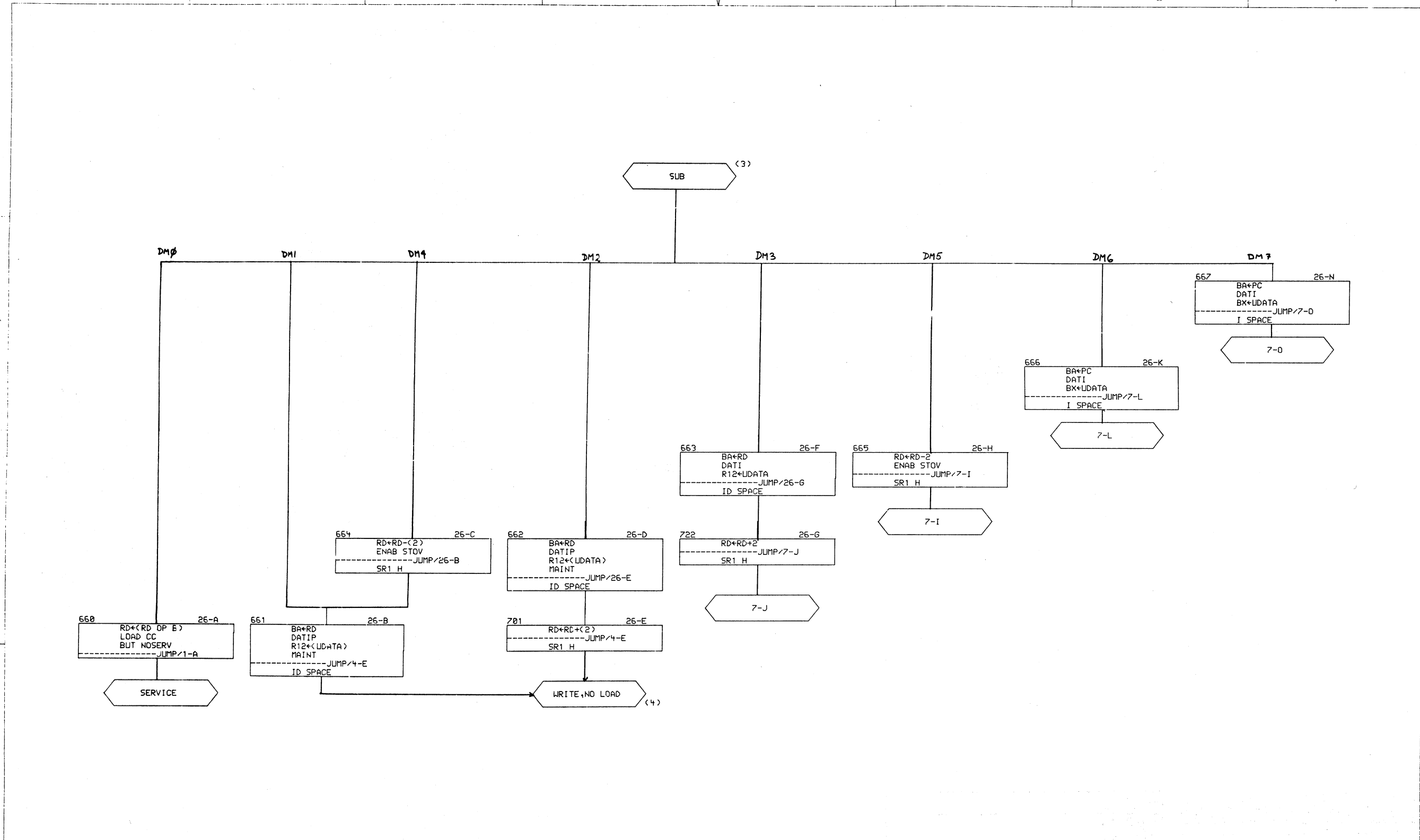
DRN. <i>Steve Jorgale</i>	DATE 28 JUN 79	ENG. <i>Steve Jorgale</i>	DATE 25 JUN 79	TITLE: KD11-Z FLOW DIAGRAMS
CHK'D. <i>Steve Jorgale</i>	DATE 25 JUN 79	BOARD LOCATION: 23	SHEET 23 OF 26	SIZE CODE NUMBER REV. D FD KD11-Z-2 A
DSK: PAGE 23, T2PC 160, 5417120		NEXT HIGHER ASSEMBLY: 11/44		B-DD-KD11-Z-0



DRN. <i>Rose Jorgal</i>	DATE 25 JUN 79	ENG. <i>Rose Jorgal</i>	DATE 28 JUN 77	TITLE: KD11-Z FLOW DIAGRAMS
CHK'D. <i>Rose Jorgal</i>	DATE 28 JUN 77	BOARD LOCATION: 24 OF 26	SHEET 24 OF 26	REV. A
DSK:PAGE24.T2PC160.54171252 JUN 79 11:29 NEXT HIGHER ASSEMBLY: FIRST USED ON OPTION/MODEL: 11/44 B-DD-KD11-Z-0				SIZE CODE D FD
				NUMBER KD11-Z-2



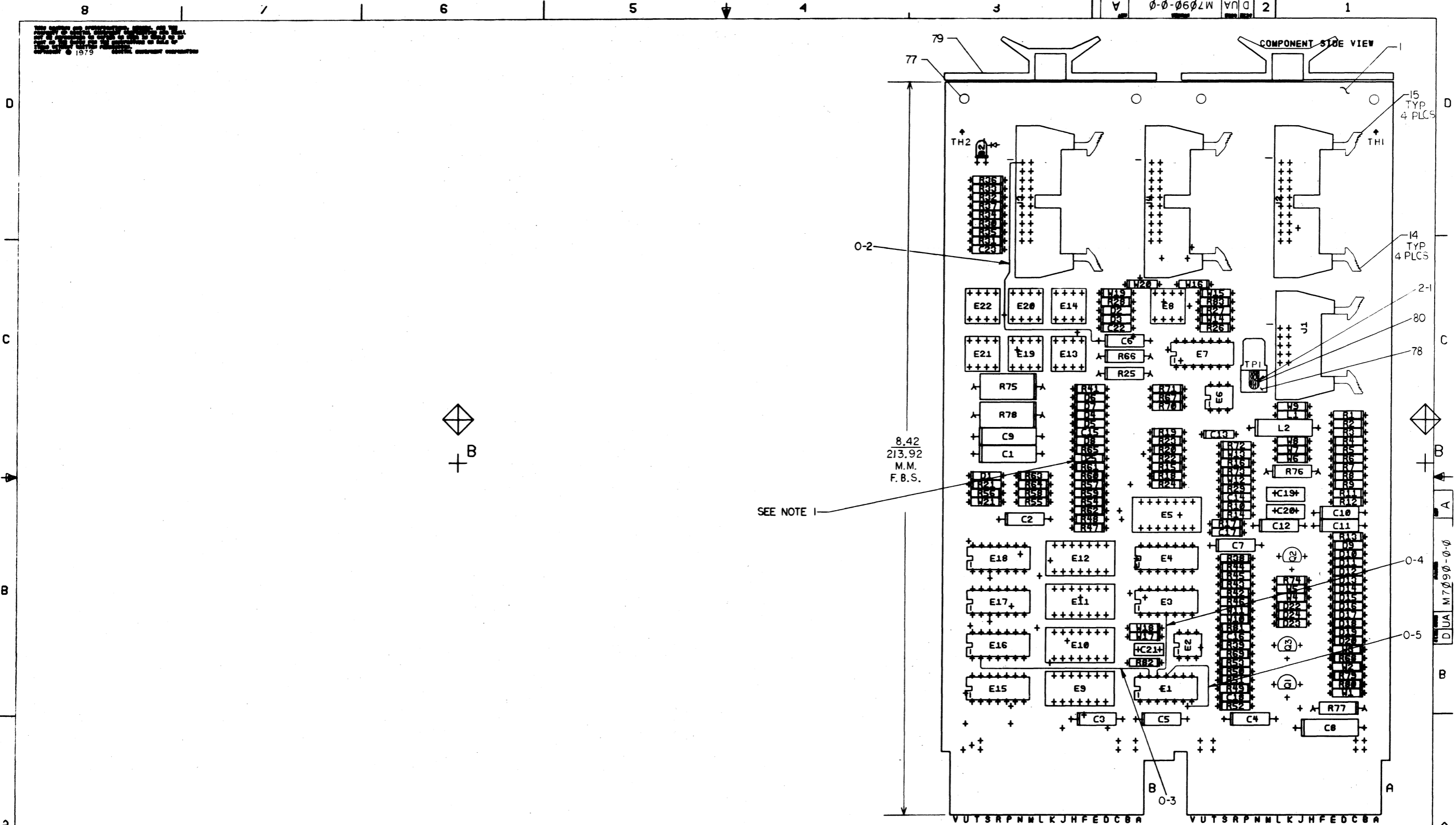
DRN - <i>None found</i>	DATE 20-AL-79	ENG. <i>None found</i>	DATE 28 Jun 79	TITLE: KD11-Z FLOW DIAGRAMS
CHK'D - <i>None found</i>	DATE 28 Jun 79	CHK'D LOCATION: 25	OF 26	SIZE CODE D FD
DSK: PAGE 25, T2PC 160, 5417 J120/JUN-79 12:51		NEXT HIGHER ASSEMBLY: B-DD-KD11-Z-0		NUMBER KD11-Z-2
FIRST USED ON OPTION/MODEL: 11/44				REV. A



DRN.	DATE	ENG.	DATE	TITLE:
<i>Gene Fingels</i>	28 JUN 79	<i>Gene Fingels</i>	28 JUN 79	KD11-Z FLOW
CHK'D.	DATE	BOARD LOCATION:	SHEET	OF
<i>Gene Fingels</i>	28 JUN 79		26	25
FIRST USED ON OPTION/MODEL: 11/44				REV.
NEXT HIGHER ASSEMBLY: B-DD-KD11-Z-0				A
SIZE	CODE	NUMBER		
D	FD	KD11-Z-2		

THIS DRAWING IS UNCLASSIFIED, DATE 03/22/2011 BY 60322 UCBAW/VLW/STP
 DATE 03/22/2011 BY 60322 UCBAW/VLW/STP
 DATE 03/22/2011 BY 60322 UCBAW/VLW/STP
 DATE 03/22/2011 BY 60322 UCBAW/VLW/STP
 DATE 03/22/2011 BY 60322 UCBAW/VLW/STP

0-0-0607W VV 2

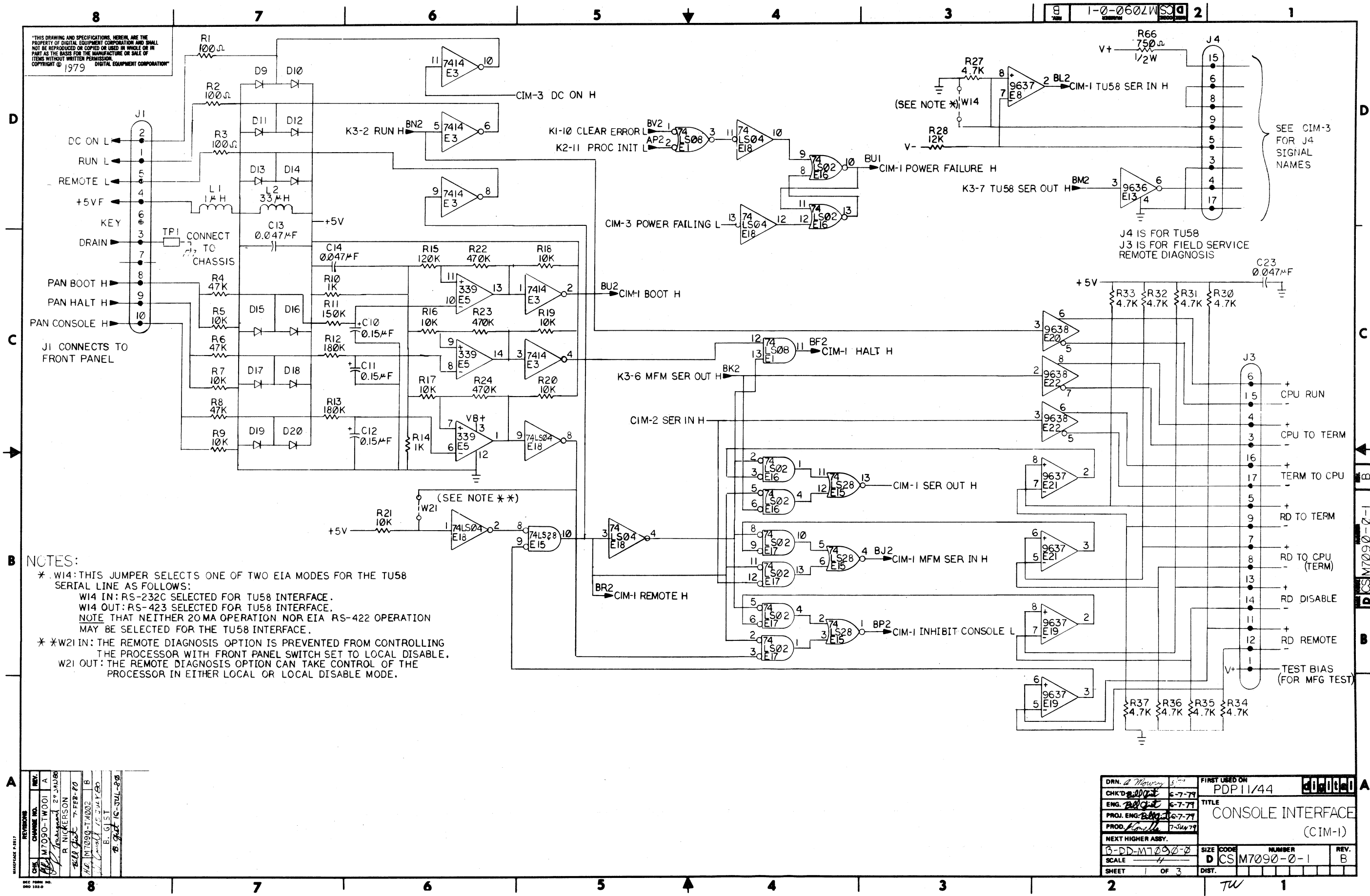


NOTES: 1. D25 MAY HAVE TO BE MANUALLY INSERTED SINCE PIN 1 IS ON RIGHT SIDE
 2. R83, W1-W9, W13-W15, W17, W19, W21 ARE NOT INSTALLED.

CHECK CHANGE NO. REV.	DATE	BY	REASON
1/22	11/27/77	AO	
		B. GIST	

SIGNATURES		DATE	TITLE
DRN.	<i>[Signature]</i>	2-1-79	
CHK'D.	<i>[Signature]</i>	5-2-79	
ENG.	<i>[Signature]</i>	5-7-79	
PROJ. ENG.	<i>[Signature]</i>	5-7-79	
PROD.	<i>[Signature]</i>	7/24/77	
SCALE	2/1		SIZE CODE NUMBER REV
SHT.	1 OF 4		D UA M 7090-0-0 A
NEXT HIGHER ASSY. B-DD-M7090-0			

"THIS DRAWING AND SPECIFICATIONS, HEREIN, ARE THE PROPERTY OF DIGITAL EQUIPMENT CORPORATION AND SHALL NOT BE REPRODUCED OR COPIED OR USED IN WHOLE OR IN PART AS THE BASIS FOR THE MANUFACTURE OR SALE OF ITEMS WITHOUT WRITTEN PERMISSION.
 COPYRIGHT © 1979 DIGITAL EQUIPMENT CORPORATION"



NOTES:

- * W14: THIS JUMPER SELECTS ONE OF TWO EIA MODES FOR THE TU58 SERIAL LINE AS FOLLOWS:
 W14 IN: RS-232C SELECTED FOR TU58 INTERFACE.
 W14 OUT: RS-423 SELECTED FOR TU58 INTERFACE.
 NOTE THAT NEITHER 20 MA OPERATION NOR EIA RS-422 OPERATION MAY BE SELECTED FOR THE TU58 INTERFACE.
- * W21 IN: THE REMOTE DIAGNOSIS OPTION IS PREVENTED FROM CONTROLLING THE PROCESSOR WITH FRONT PANEL SWITCH SET TO LOCAL DISABLE.
 W21 OUT: THE REMOTE DIAGNOSIS OPTION CAN TAKE CONTROL OF THE PROCESSOR IN EITHER LOCAL OR LOCAL DISABLE MODE.

REV.	CHG.	DATE	BY	CHK'D
1				
2				
3				
4				
5				
6				
7				
8				

DRN. <i>A. Murray</i>	FIRST USED ON	PDP11/44
CHK'D <i>B. G. G.</i>	DATE	6-7-77
ENG. <i>B. G. G.</i>	DATE	6-7-77
PROJ. ENG. <i>B. G. G.</i>	DATE	6-7-77
PROD. <i>B. G. G.</i>	DATE	7-24-77
NEXT HIGHER ASSY.		
B-DD-M7090-0	SIZE	CODE
SCALE	D	CSM7090-0-1
SHEET 1 OF 3	DIST.	

TU 1

THIS DRAWING AND SPECIFICATIONS, HEREIN, ARE THE PROPERTY OF DIGITAL EQUIPMENT CORPORATION AND SHALL NOT BE REPRODUCED OR COPIED OR USED IN WHOLE OR IN PART AS THE BASIS FOR THE MANUFACTURE OR SALE OF ITEMS WITHOUT WRITTEN PERMISSION. COPYRIGHT © 1979 DIGITAL EQUIPMENT CORPORATION

POWER PINNING TABLE

IC TYPE	REF	GND	+5V	V+	V-	VB+
9636	4	-	8	5	-	-
9637	4	1	-	-	-	-
9638	4	1	-	-	-	-
324AN	-	-	-	11	4	-
339	12	-	-	-	3	-
74LS02, 74LS04						
74LS08, 74LS28	7	14	-	-	-	-
74LS74, 7414						
DEC8242						

NOTE: DASH "-" MEANS NO CONNECTION

TRANSMITTER 20 MA

MODE	W4	W5	W6	W7	W13
ACTIVE	OUT	IN	IN	OUT	IN
PASSIVE	IN	OUT	OUT	IN	OUT
NOT IN USE	OUT	OUT	OUT	OUT	OUT

RECEIVER 20 MA

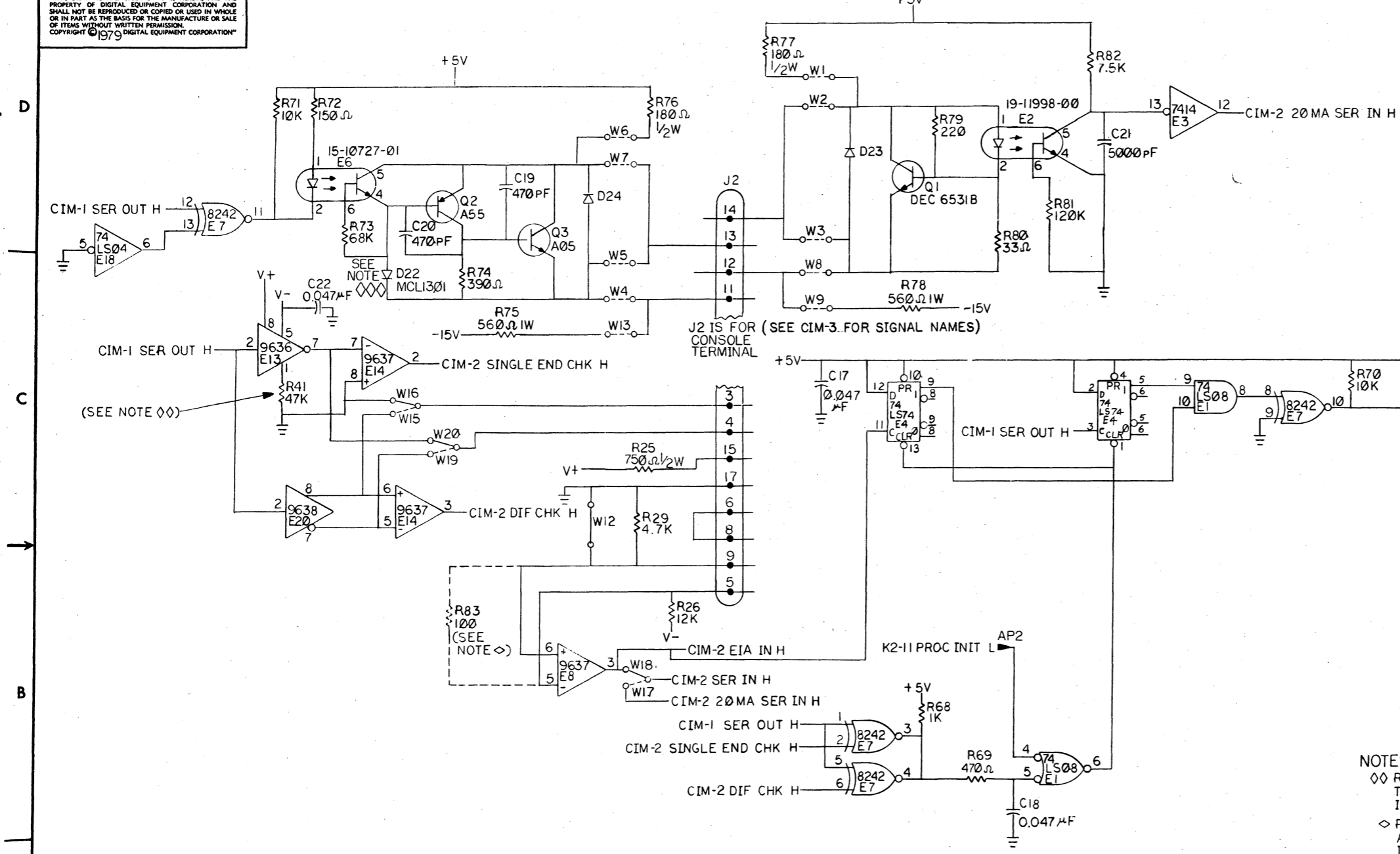
MODE	W1	W2	W3	W8	W9	W17	W18
ACTIVE	IN	OUT	IN	OUT	IN	IN	OUT
PASSIVE	OUT	IN	OUT	IN	IN	OUT	OUT
NOT IN USE	OUT	OUT	OUT	OUT	OUT	OUT	IN

CONSOLE TERMINAL EIA

MODE	W12	W15	W16	W17	W18	W19	W20	W1-9, 13
RS-232C	IN	OUT	IN	OUT	IN	OUT	IN	OUT
RS-423	OUT	OUT	IN	OUT	IN	OUT	IN	OUT
RS-422	OUT	IN	OUT	OUT	IN	IN	OUT	OUT

NOTE: IF 20MA OPERATION IS USED W12, 15, 16, 19 AND 20 MAY BE LEFT IN ANY CONFIGURATION, AND W1-9, 13, 17 AND 18 MUST BE CONFIGURED ACCORDING TO THE TABLES SHOWN FOR THOSE JUMPERS.

NOTES:
 ◇◇ R41 CONTROLS THE SLEW RATE FOR BOTH OUTPUTS OF E13. THE VALUE OF R41 MUST REMAIN AT 47KΩ FOR THE TU58 INTERFACE TO OPERATE PROPERLY AT 38.4K BAUD.
 ◇ R83 IS OPTIONAL AND SHOULD BE INSTALLED ONLY WHEN A 100 OHM TRANSMISSION CABLE IS USED FOR SERIAL INTERCONNECT, AND W12, 15-20 ARE SET UP FOR EIA RS-422 OPERATION.
 ◇◇◇ D22 IS A 1 MA CURRENT LIMITING DIODE.



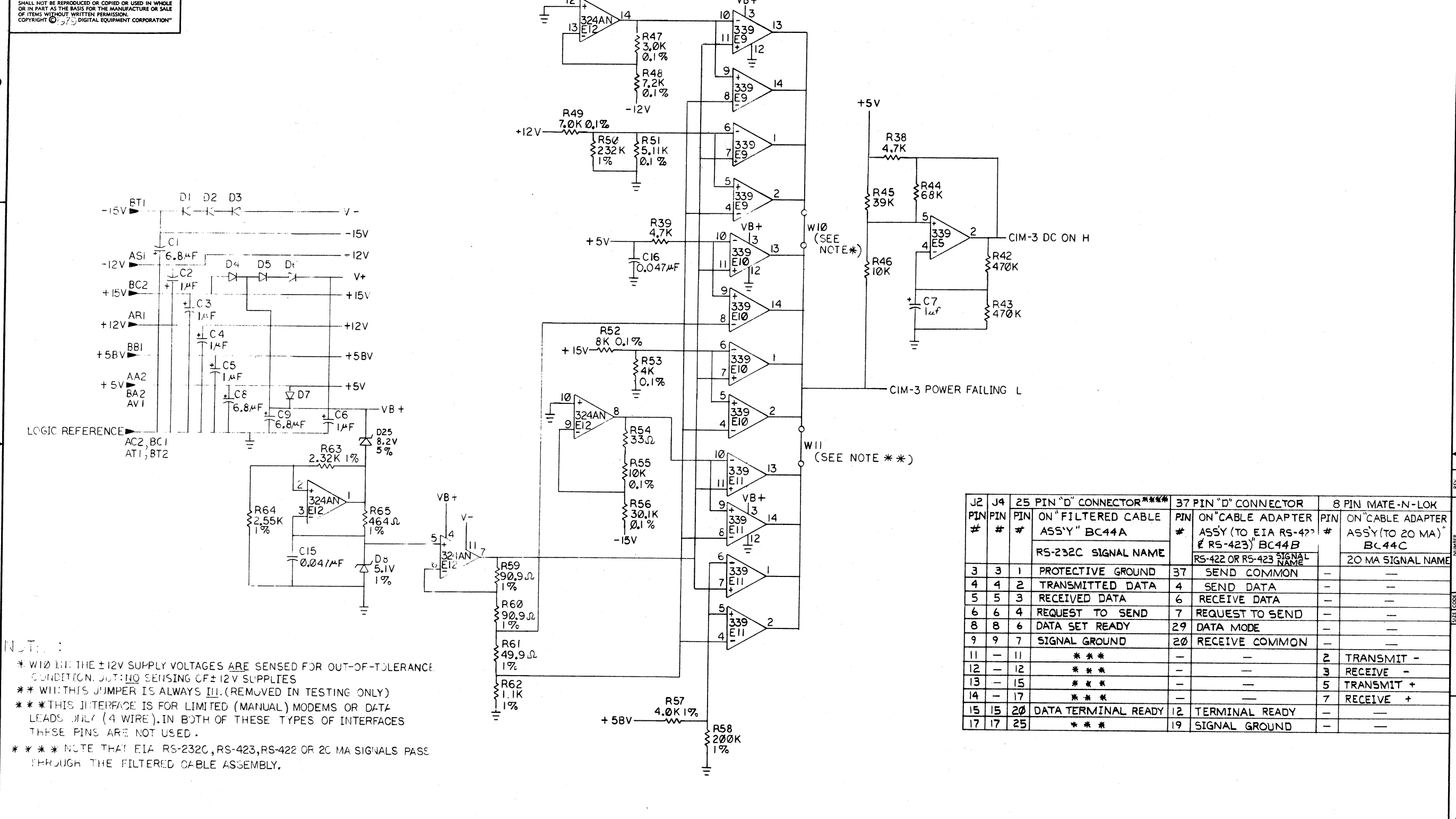
REVISIONS

CHK	CHANGE NO.	REV.

TITLE (CIM-2) CONSOLE INTERFACE

SCALE	SHEET	2 OF 3	SIZE CODE	NUMBER	REV.
			D CS	M7090-0-1	B

"THIS DRAWING AND SPECIFICATIONS, HEREIN, ARE THE PROPERTY OF DIGITAL EQUIPMENT CORPORATION AND SHALL NOT BE REPRODUCED OR COPIED OR USED IN WHOLE OR IN PART AS THE BASIS FOR THE MANUFACTURE OR SALE OF ITEMS WITHOUT WRITTEN PERMISSION. COPYRIGHT © 1975 DIGITAL EQUIPMENT CORPORATION"



NOTE:

- * W10 IN THE ±12V SUPPLY VOLTAGES ARE SENSED FOR OUT-OF-TOLERANCE CONDITION. BUT NO SENSING OF ±12V SUPPLIES
- ** W11 THIS JUMPER IS ALWAYS III. (REMOVED IN TESTING ONLY)
- *** THIS INTERFACE IS FOR LIMITED (MANUAL) MODEMS OR DATA LEADS ONLY (4 WIRE). IN BOTH OF THESE TYPES OF INTERFACES THESE PINS ARE NOT USED.
- **** NOTE THAT EIA RS-232C, RS-423, RS-422 OR 20 MA SIGNALS PASS THROUGH THE FILTERED CABLE ASSEMBLY.

RESISTOR TOLERANCES ARE 5% UNLESS OTHERWISE NOTED

J2 PIN #	J4 PIN #	25 PIN "D" CONNECTOR**** ON "FILTERED CABLE ASS'Y" BC44A	37 PIN "D" CONNECTOR ON "CABLE ADAPTER ASS'Y (TO EIA RS-422) BC44B	8 PIN MATE-N-LOK ON "CABLE ADAPTER ASS'Y (TO 20 MA) BC44C			
		RS-232C SIGNAL NAME	RS-422 OR RS-423 SIGNAL NAME	20 MA SIGNAL NAME			
3	3	1	PROTECTIVE GROUND	37	SEND COMMON	-	-
4	4	2	TRANSMITTED DATA	4	SEND DATA	-	-
5	5	3	RECEIVED DATA	6	RECEIVE DATA	-	-
6	6	4	REQUEST TO SEND	7	REQUEST TO SEND	-	-
8	8	6	DATA SET READY	29	DATA MODE	-	-
9	9	7	SIGNAL GROUND	20	RECEIVE COMMON	-	-
11	-	11	***	-	-	2	TRANSMIT -
12	-	12	***	-	-	3	RECEIVE -
13	-	15	***	-	-	5	TRANSMIT +
14	-	17	***	-	-	7	RECEIVE +
15	15	20	DATA TERMINAL READY	12	TERMINAL READY	-	-
17	17	25	***	19	SIGNAL GROUND	-	-

REVISIONS		
CHK	CHANGE NO.	REV.

LINE ITEM	DOCUMENT NUMBER	PART NUMBER	DESCRIPTION	QTY PER VARIATION	REFERENCE DESIGNATOR
				00	
1	1	5013819-00	DRILL&ETCH BOARD	1	
2	2	1000024-00	470.0 MMF 100V 5%200PPM MICA	2	C19,C20
3	3	1001765-00	.005 MFD 100V 20% Z5T DISC	1	C21
4	4	1001776-00	1 MFD 35V 10% S.TANT	6	C2-C7
5	5	1005306-00	6.8MFD 35V 10% S.TANT	3	C1,C8,C9
6	6	1011895-00	.15 MFD 35V 10% S.TANT	3	C10-C12
7	7	1012784-00	.047 MFD 50V +80-20% CER	8	C13-C18,C22,C23
8	8	1103441-00	1N 756A VZ= 8.2 5% .40W P	1	D25
9	9	1105275-00	D 672 TR= 15NS PIV= 60V SI	12	D9-D20
10	10	1105610-00	MCL1301 CL@1MA FROM10-80V	1	D22
11	11	1105796-00	1N 4004 PIV=400 I= 1A D041 SP	9	D1-D7,D23,D24
12	12	1105871-00	1/4M5.1AZ1 = 5.1 1% .25W N	1	D8
13	13	1110864-00	LED 2MCD@10MA	1	D21
14	14	1209941-03	HEADER RT ANGLE LEFT L	4	
15	15	1209941-04	HEADER RT ANGLE,RIGHT	4	
16	16	1300197-00	33.0 .25 W 5.0 % CC	2	R54,R80
17	17	1300229-00	100.0 .25 W 5.0 % CC	3	R1-R3
18	18	1300250-00	150.0 .25 W 5.0 % CC	1	R72
19	19	1300260-00	180.0 .50 W 5.0 % CC	2	R76,R77
20	20	1300271-00	220.0 .25 W 5.0 % CC	1	R79
21	21	1300309-00	390.0 .25 W 5.0 % CC	1	R74
22	22	1300316-00	470.0 .25 W 5.0 % CC	1	R69
23	23	1300354-00	750.0 .50 W 5.0 % CC	2	R25,R66
24	24	1300365-00	1.0 K .25 W 5.0 % CC	3	R10,R14,R68
25	25	1300447-00	4.70 K .25 W 5.0 % CC	12	R27,R29-R39
26	26	1300479-00	10.0 K .25 W 5.0 % CC	12	R5,R7,R9,R16-R21,R46,R70,R71
27	27	1300488-00	12.0 K .25 W 5.0 % CC	2	R26,R28
28	28	1300539-00	120.0 K .25 W 5.0 % CC	2	R15,R81
29	29	1301327-00	68.0 K .25 W 5.0 % CC	2	R44,R73
30	30	1301422-00	7.50 K .25 W 5.0 % CC	1	R82

REVISION HISTORY		BASIC PART NO: M7090		DRN:	K.FRIEDGEN	DATE: 10-MAY-79	D I G I T A L			
ENG	ECO NUMBER	REV	SECTION A OF A	CHK'D:	F.GAROFALO	DATE: 7-FEB-79	TITLE PARTS LIST			
---	INITIAL	*	SECTION VARIATION INDEX	CHK'D:	F.GAROFALO	DATE: 7-FEB-79	TITLE PARTS LIST			
BG	M7090-TW001	A	[A] 00				CONSOLE INTERFACE MODULE			
RN	M7090-YW002	B	[B]							
RN	M7090-TW002 Bg.	B	[C]	DES.ENG:	B.GIST	DATE: 7-FEB-79				
			[D]							
			[E]				DOCUMENT NUMBER			
			[F]	RESP.ENG.:	B.GIST	DATE: 9-NOV-78	SIZE	CODE	NUMBER	REV
			[G]							
			[H]							
			[I]							
			[J]							
			[K]	MFG.ENG.:	J.COMELLA	DATE: 10-MAY-79	K	PL	M7090-0-DBP	B
			[L]							
			[M]	ASSEMBLY NUMBER:		TOP DOCUMENT NUMBER:		FILE NAME:		EDIT #
			[N]	ID-UA-M7090-0-0				Z0394B.PLS		12

"THIS DRAWING AND SPECIFICATIONS HEREIN, ARE THE PROPERTY OF DIGITAL EQUIPMENT CORPORATION AND SHALL NOT BE REPRODUCED OR COPIED OR USED IN WHOLE OR IN PART AS THE BASIS FOR THE MANUFACTURE OR SALE OF ITEMS WITHOUT WRITTEN PERMISSION. COPYRIGHT (C) 1980. DIGITAL EQUIPMENT CORPORATION"

TW

LINE	ITEM	DOCUMENT NUMBER	PART NUMBER	DESCRIPTION	QTY PER VARIATION	REFERENCE DESIGNATOR
					00	
31	31		1302177-00	47.0 K .25 W 5.0 % CC	4	R4,R6,R8,R41
32	32		1302396-00	150.0 K .25 W 5.0 % CC	1	R11
33	33		1302397-00	180.0 K .25 W 5.0 % CC	2	R12,R13
34	34		1302398-00	470.0 K .25 W 5.0 % CC	5	R22-R24,R42,R43
35	35		1302514-00	39.0 K .25 W 5.0 % CC	1	R45
36	36		1302645-00	1.10 K .25 W 1.0 % RN55D-F10	1	R62
37	37		1302676-00	3.0 K .25 W .10% RN55E-B 2	1	R47
38	38		1302931-00	49.90 .25 W 1.0 % RN55D-F10	1	R61
39	39		1303037-00	90.90 .25 W 1.0 % RN55D-F10	2	R59,R60
40	40		1303047-00	464.0 .25 W 1.0 % RN55D-F10	1	R65
41	41		1303048-00	560.0 1.0 W 5.0 % CC	2	R75,R78
42	42		1303205-00	7.20 K .25 W .10% RN55E-B 2	1	R48
43	43		1304728-00	4.0 K .25 W .10% RN55E-B 2	1	R53
44	44		1305127-00	4.0 K .25 W 1.0 % RN55D-F10	1	R57
45	45		1305336-00	200.0 K .25 W 1.0 % RN55D-F10	1	R58
46	46		1305355-00	7.0 K .25 W .10% RN55C-B 5	1	R49
47	47		1305356-00	9.0 K .25 W .10% RN55C-B 5	1	R52
48	48		1305424-00	232.0 K .25 W 1.0 % RN55D-F10	1	R50
49	49		1305431-00	10.0 K .25 W .10% RN55E-B 2	1	R55
50	50		1305432-00	5.11 K .25 W .10% RN55E-B 2	1	R51
51	51		1310248-00	30.10 K .25 W .10% RN55E-B 2	1	R56
52	52		1310633-00	2.55 K .25 W 1.0 % RN55D-F10	1	R64
53	53		1311522-00	200.0 .25 W 5.0 % CC	1	R67
54	54		1312545-00	2.32 K .25 W 1.0 % RN55D-F10	1	R63
55	55		1509338-00	DEC6531B NPN 310MW SI 40 90 P	1	Q1
56	56		1510705-00	XA 05 NPN 500MW SI 60 50 P	1	Q3
57	57		1510706-00	XA 55 PNP 500MW SI 60 50 P	1	Q2
58	58		1510727-01	OPTO COUPLED ISOLATOR	1	E6
59	59		1601562-00	1.0 UH 10% 475MA #DD1.00	1	L1
60	60		1601759-00	33 UH 5% 300MA	1	L2
61	61		1909712-00	DEC 8242 COMPARATOR-4BIT N,	1	E7
62	62		1911324-00	7414 INVERTER,HEX 1IN SCH	1	E3
63	63		1911998-00	4N26 OPTO COUPLED ISLTR	1	E2
64	64		1912107-01	324ANOP AMP,QUAD	1	E12
65	65		1912108-00	339 VOLT CMPRTR,QUAD	4	E5,E9-E11
66	66		1912801-00	LS02 NOR-GATE-QUAD 2IN	2	E16,E17
67	67		1912803-00	LS04 INVERTER GATE-HEX 1I	1	E18
68	68		1912805-00	LS08 AND GATE-QUAD 2IN,PO	1	E1
69	69		1912814-00	LS28 NOR GATE-QUAD 2IN,PO	1	E15
70	70		1912824-00	LS74 FF-D DUAL,EDGE TRIGG	1	E4
71	71		1915415-00	9636 DRIVER,DUAL,EIA RS-	1	E13
72	72		1915416-00	9637 RECEIVER,DUAL,RS-42	4	E8,E14,E19,E21
73	73		1915417-00	9638 DRIVER,DUAL,EIA RS-	2	E20,E22
74	74		1209941-13	HEADER 20POS RT ANGLE	3	J2-J4
75	75		1209941-12	HEADER 10POS RT ANGLE	1	J1
76	76		7422428-00	*** THIS ITEM IS NOT USED ***	-	
77	77		9006732-00	EYELET, ROLLED FLANGE, .121 OD X	4	
78	78		9007112-00	TERM QUICK 1POS ADAPTER	1	TP1

! D ! I ! G ! I ! T ! A ! L !	! TITLE	! SECTION A OF A	! SIZE ! CODE !	! DOCUMENT NUMBER	! REV !
! ! ! ! ! ! ! !	! CONSOLE INTERFACE MODULE	! ! ! ! ! ! ! !	! ! ! ! ! ! ! !	! M7090-0-DBP	! B !

TA/

AUTOMATED BY PRTLST.3J(25)

P A R T S L I S T

SHEET A3 OF A3

LINE ITEM	DOCUMENT NUMBER	PART NUMBER	DESCRIPTION	QTY PER VARIATION 00	REFERENCE DESIGNATOR
79	79	9008337-06	HANDLE, FLIP CHIP, MAGENTA	2	
80	80	9009000-00	EYELET, ROLLED FLANGE, .121 OD X	1	
81	81	9009157-00	ADH, LIQ, RM, TEMP CURING COLORLESS	A/R	
82	82	9009185-00	JUMPER, WIRE, INSULATED, BLACK B	6	W10-W12, W16, W18, W20
83	83	9105740-55	WIRE(WRAP)30AWG UL1423	1	
84	84	9107360-00	WIRE, STRND, 18AWG, IPVC UL1429	A/R	

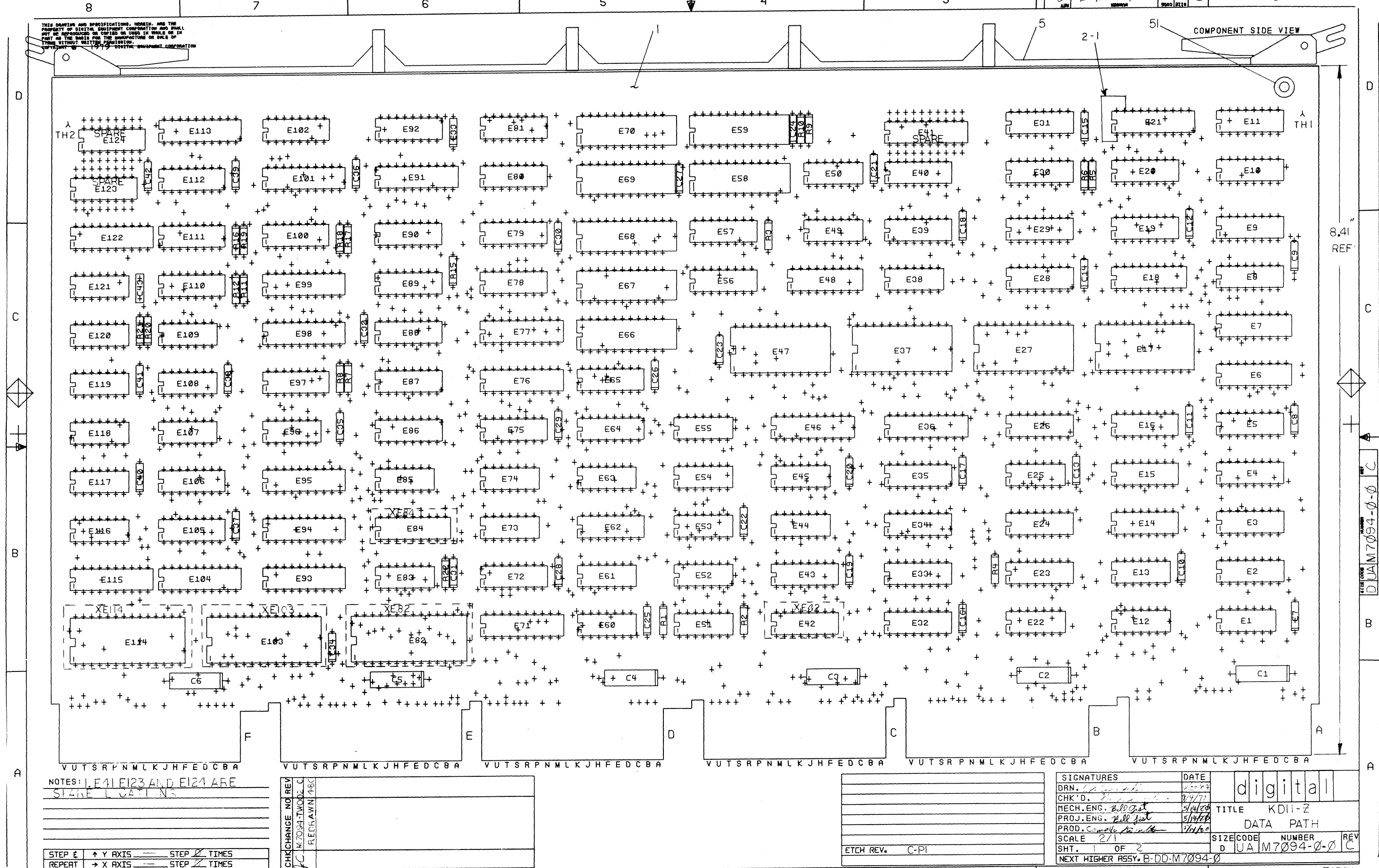
85 NOTE: ITEM #84 1" IS USED.

! D ! I ! G ! I ! T ! A ! L !	! TITLE	! SECTION A OF A	! SIZE ! CODE !	! DOCUMENT NUMBER	! REV !
! ! ! ! ! ! ! ! ! !	! CONSOLE INTERFACE MODULE	! ! ! ! ! ! ! ! ! !	! K ! PL !	! M7090-0-DBF	! B !

THIS DRAWING AND SPECIFICATIONS, HEREIN, AND THE PROPERTY OF DIGITAL EQUIPMENT CORPORATION AND SHALL NOT BE REPRODUCED OR COPIED IN WHOLE OR IN PART ON THE BASIS FOR THE MANUFACTURE OF THIS DRAWING WITHOUT WRITTEN PERMISSION OF DIGITAL EQUIPMENT CORPORATION.

DUALM7094-0-0
REV 1111

COMPONENT SIDE VIEW



NOTES: 1. E41, E123 AND E124 ARE SPARE LOCATIONS

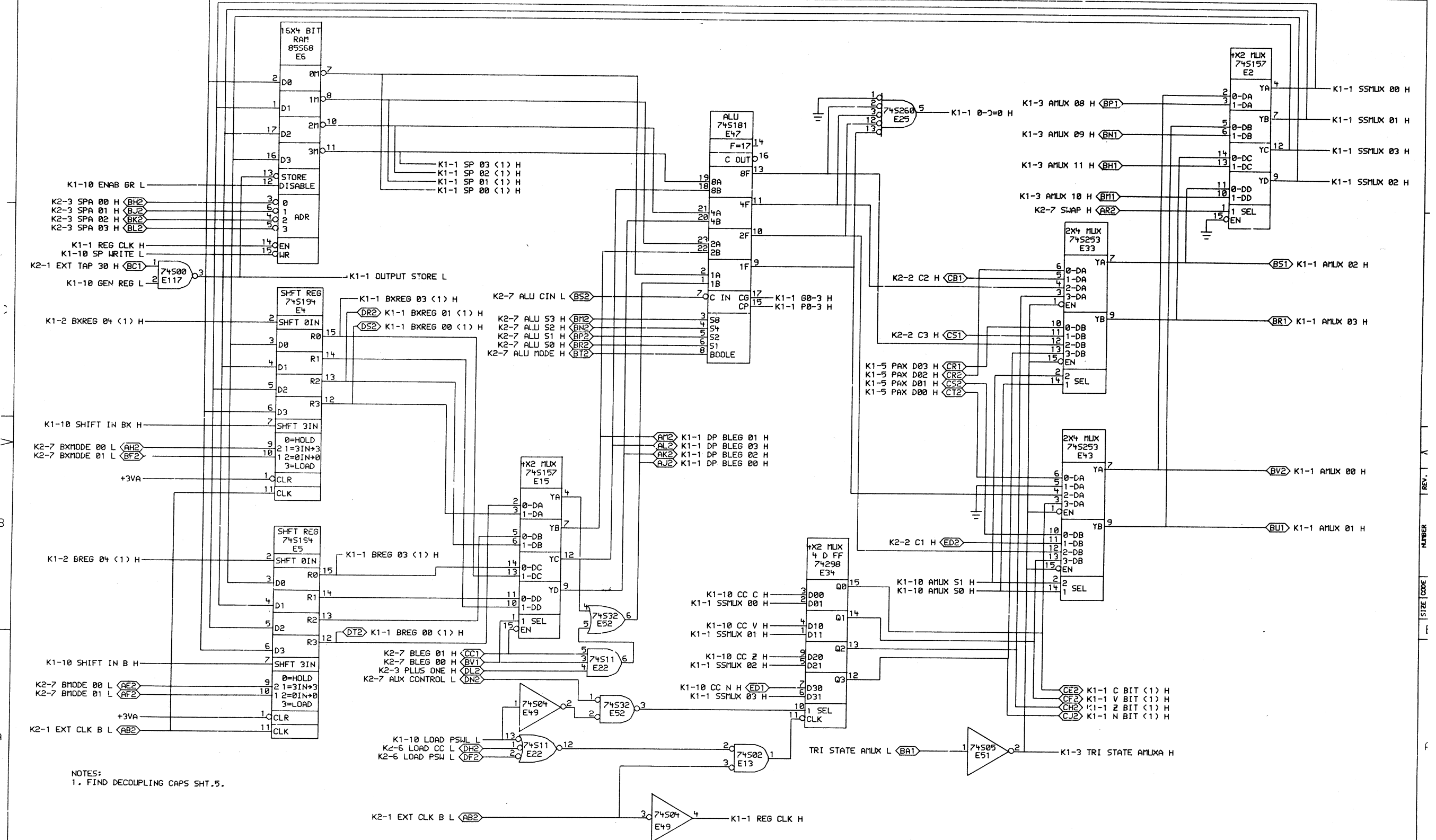
STEP 1 → Y AXIS — STEP 1 TIMES
REPEAT → X AXIS — STEP 1 TIMES

CHANGE NO	REV	DATE
M7094-0002-C	1	1/4/77
REDRAWN	1-8C	

ETCH REV.	C-PI
-----------	------

SIGNATURES	DATE	digital
DRAWN: [Signature]	1/4/77	
CHK'D: [Signature]	1/4/77	TITLE KD11-Z
MECH. ENG. [Signature]	1/4/77	DATA PATH
PROJ. ENG. [Signature]	1/4/77	SIZE CODE NUMBER
PROD. CONTROL [Signature]	1/4/77	DUALM7094-0-0 C
SCALE 2/1	SHT. 1 OF 2	REV
NEXT HIGHER ASSY. B-DD-M7094-0		

1 MS# 171.93

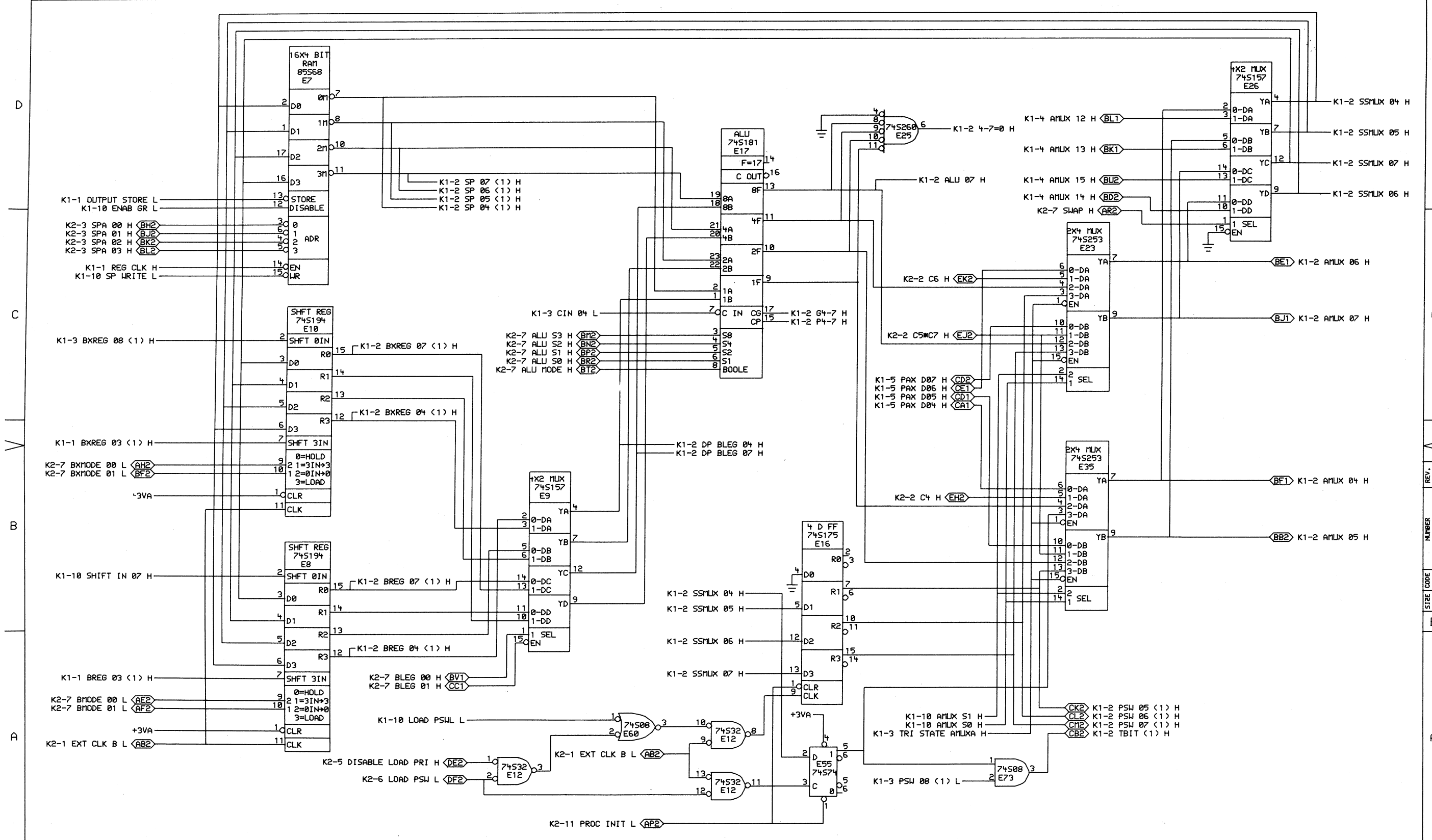


NOTES:
 1. FIND DECOUPLING CAPS SHT.5.

THIS DRAWING AND SPECIFICATIONS ARE THE PROPERTY OF DIGITAL EQUIPMENT CORPORATION AND SHALL NOT BE REPRODUCED OR COPIED OR USED IN WHOLE OR IN PART AS THE BASIS FOR THE MANUFACTURE OR SALE OF ITEMS WITHOUT WRITTEN PERMISSION. COPYRIGHT © 1979, DIGITAL EQUIPMENT CORPORATION.		REVISIONS M7094-TW002 C CHK CHANGE NO. REV REVISED AND REDRAWN B R. DAY Bilguit 21-MAR-80	DATE 18-OCT-79 DATE 21-OCT-79 SHEET 1 OF 11 BOARD LOCATION: B-DD-M7094-0 NEXT HIGHER ASSEMBLY:	TITLE: (K1-1) DATA PATH (DO-D3) SIZE CODE NUMBER REV. D CS M7094-0-1 C
--	--	---	--	--



REV. NUMBER SIZE CODE

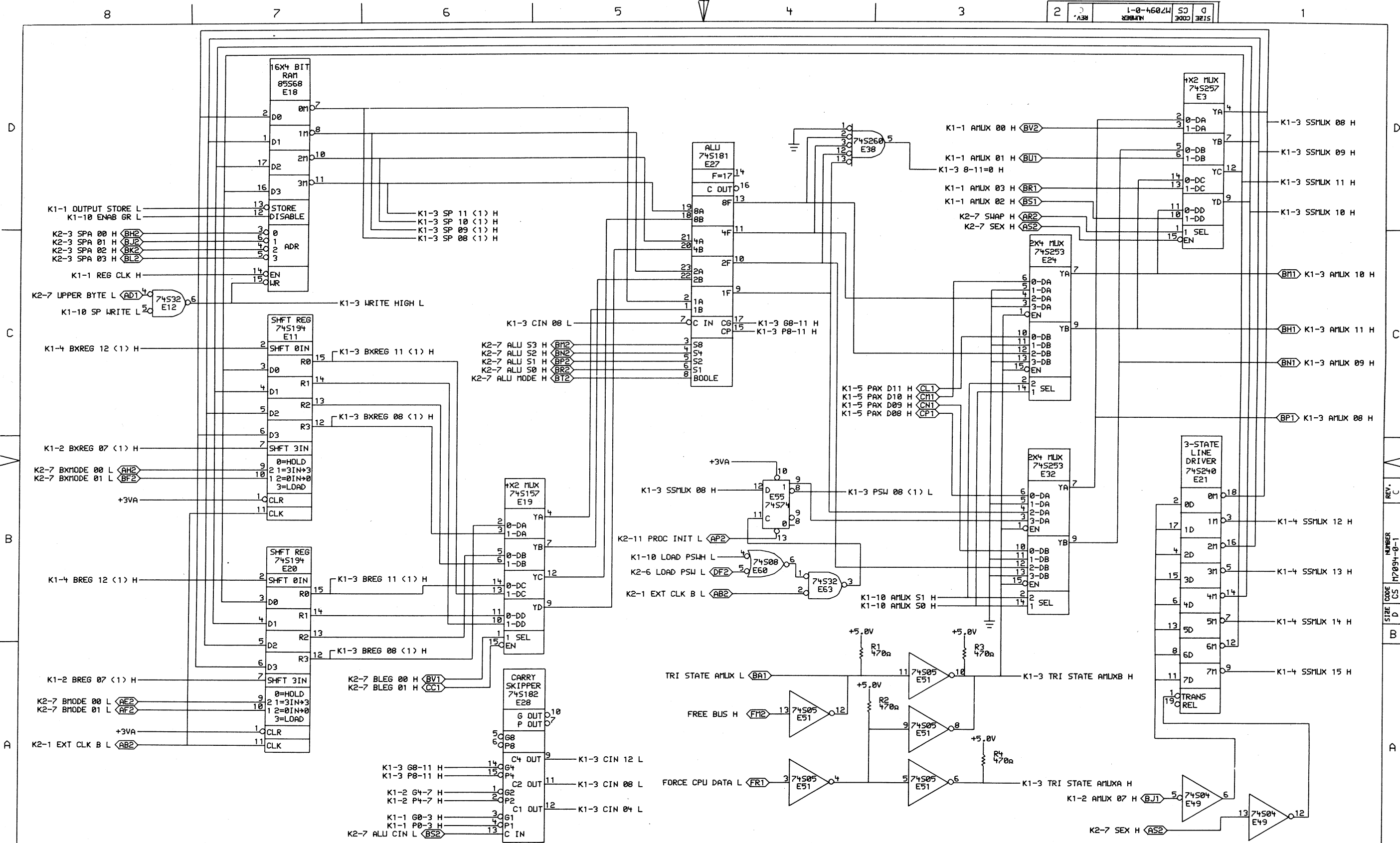


THIS DRAWING AND SPECIFICATIONS ARE THE PROPERTY OF DIGITAL EQUIPMENT CORPORATION AND SHALL NOT BE REPRODUCED OR COPIED OR USED IN WHOLE OR IN PART AS THE BASIS FOR THE MANUFACTURE OR SALE OF ITEMS WITHOUT WRITTEN PERMISSION. COPYRIGHT © 1979, DIGITAL EQUIPMENT CORPORATION.

REVISIONS		
CHK	CHANGE NO.	REV

150,257 JK12B.DRW	16-OCT-79 14:42	DATE	18-OCT-79	ENG.	DATE	TITLE: (K1-2) DATA PATH (D4-D7)
FIRST USED ON OPTION/MODEL: 11/44	NEXT HIGHER ASSEMBLY: B-DD-M7094-0	BOARD LOCATION: SHEET 2 OF 11	SIZE CODE D CS	NUMBER M7094-0-1	REV. C	

digital
DATE 18-OCT-79
DATE 16-OCT-79 14:42
FIRST USED ON OPTION/MODEL: 11/44
NEXT HIGHER ASSEMBLY: B-DD-M7094-0
BOARD LOCATION: SHEET 2 OF 11
SIZE CODE D CS
NUMBER M7094-0-1
REV. C

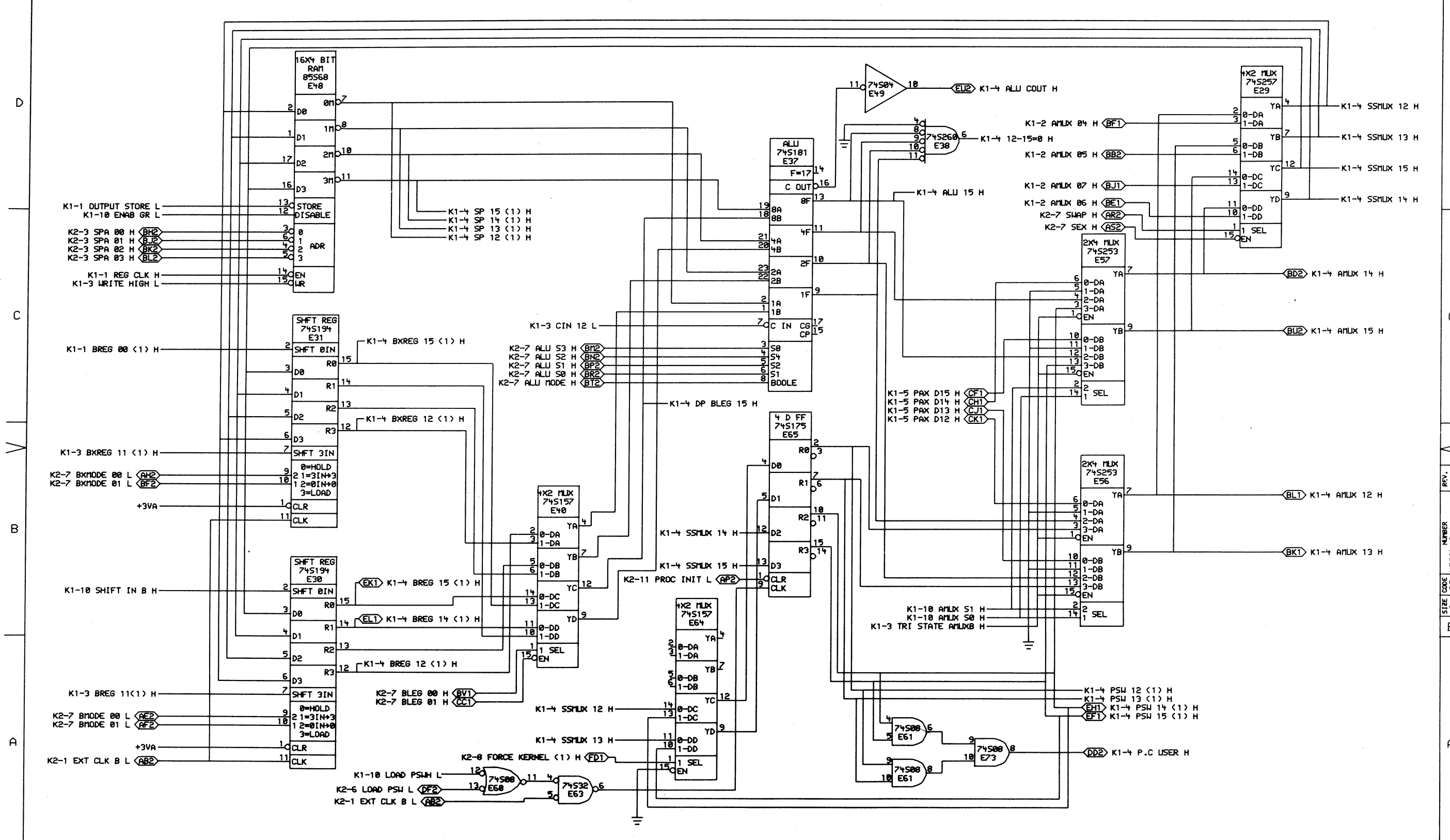


THIS DRAWING AND SPECIFICATIONS, HEREIN, ARE THE PROPERTY OF DIGITAL EQUIPMENT CORPORATION AND SHALL NOT BE REPRODUCED OR COPIED OR USED IN WHOLE OR IN PART AS THE BASIS FOR THE MANUFACTURE OR SALE OF ITEMS WITHOUT WRITTEN PERMISSION. COPYRIGHT © 1979, DIGITAL EQUIPMENT CORPORATION.

REVISIONS	
CHK	CHANGE NO. REV

digital
 [160,257]K138.DRW 16-OCT-79 14:43 NEXT HIGHER ASSEMBLY: B-DD-M7094-0
 FIRST USED ON OPTION MODEL: 11/44

DATE 18-OCT-79
 DATE BOARD LOCATION SHEET 3 OF 11
 TITLE: (K1-3) DATA PATH (D8-D11)
 SIZE CODE NUMBER REV.
 D CS M7094-0-1 C



REV. C
NUMBER M7094-0-1
SIZE CODE CS
D
B
A

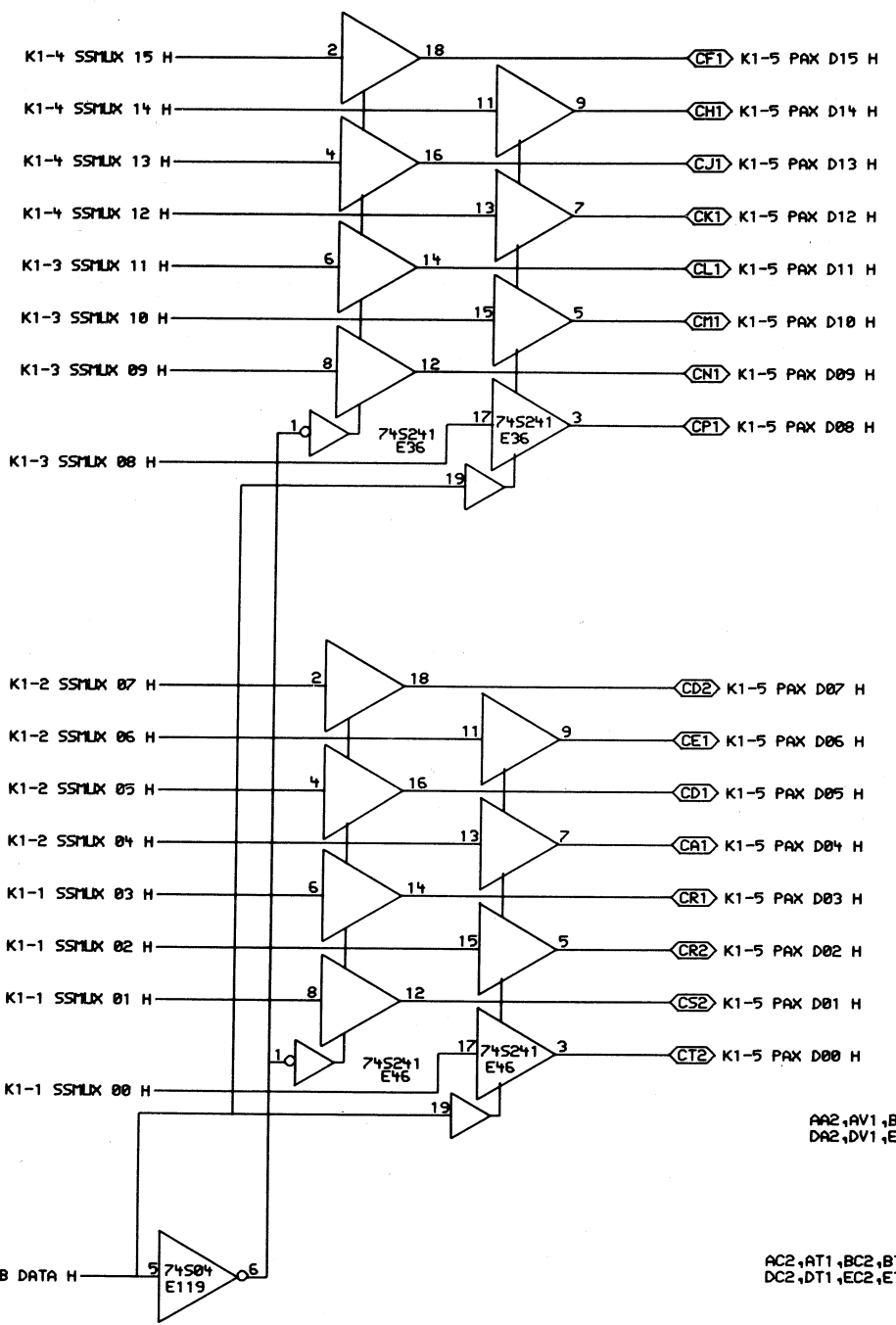
THIS DRAWING AND SPECIFICATIONS ARE THE PROPERTY OF DIGITAL EQUIPMENT CORPORATION AND SHALL NOT BE REPRODUCED OR COPIED OR USED IN WHOLE OR IN PART AS THE BASIS FOR THE MANUFACTURE OR SALE OF ITEMS WITHOUT WRITTEN PERMISSION. COPYRIGHT © 1979, DIGITAL EQUIPMENT CORPORATION.

REV	CHANGE NO.	CHK

digital	DATE	ENG.	DATE	TITLE: (K1-4) DATA PATH (D12-D15)
	18-OCT-79			
DATE	BOARD LOCATION:	SHEET	OF	DF
16-OCT-79 14:45		4	11	
FIRST USED ON OPTION MODEL: 11/44	NEXT HIGHER ASSEMBLY: B-DD-M7094-0	SIZE CODE	NUMBER	REV.
		D CS	M7094-0-1	C

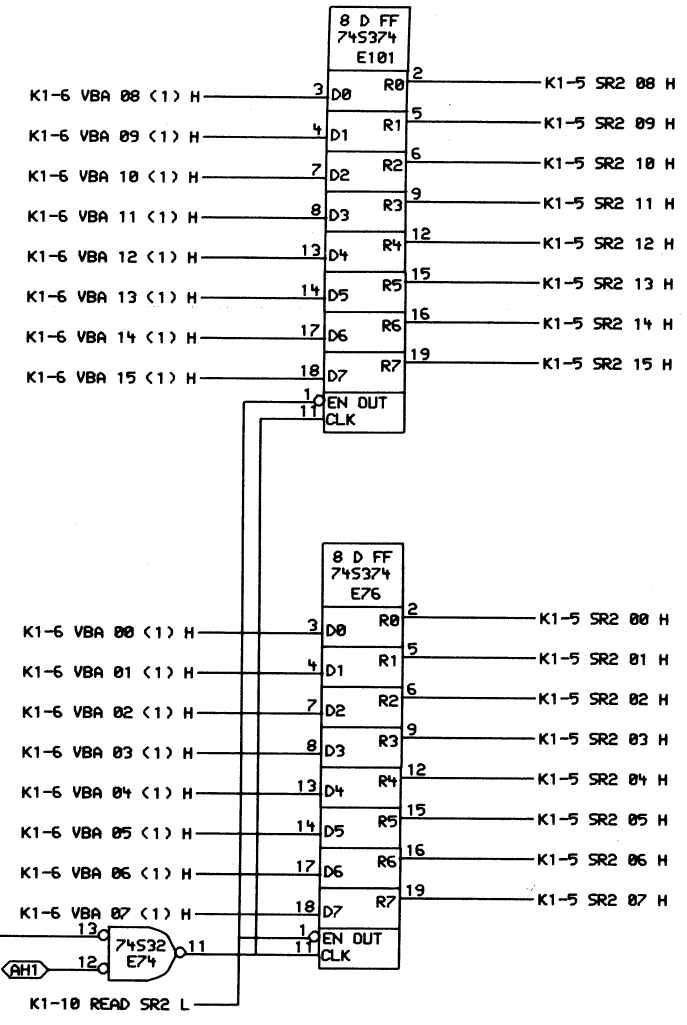
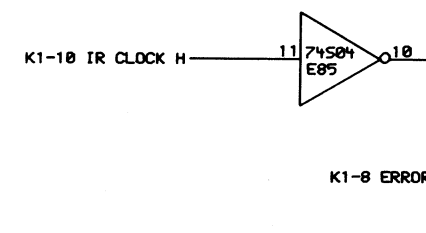
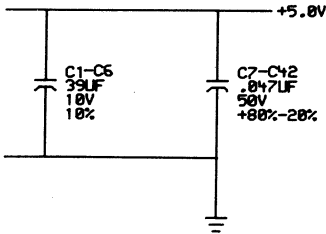
D
C
B
A

D
C
B
A



AA2,AV1,BA2,CA2,CV1
DA2,DV1,EA2,FA2,FV1

AC2,AT1,BC2,BT1,CC2,CT1
DC2,DT1,EC2,ET1,FC2,FT1



THIS DRAWING AND SPECIFICATIONS ARE THE PROPERTY OF DIGITAL EQUIPMENT CORPORATION AND SHALL NOT BE REPRODUCED OR COPIED OR USED IN WHOLE OR IN PART AS THE BASIS FOR THE MANUFACTURE OR SALE OF ITEMS WITHOUT WRITTEN PERMISSION. COPYRIGHT © 1979, DIGITAL EQUIPMENT CORPORATION

REV	CHANGE NO.	REV

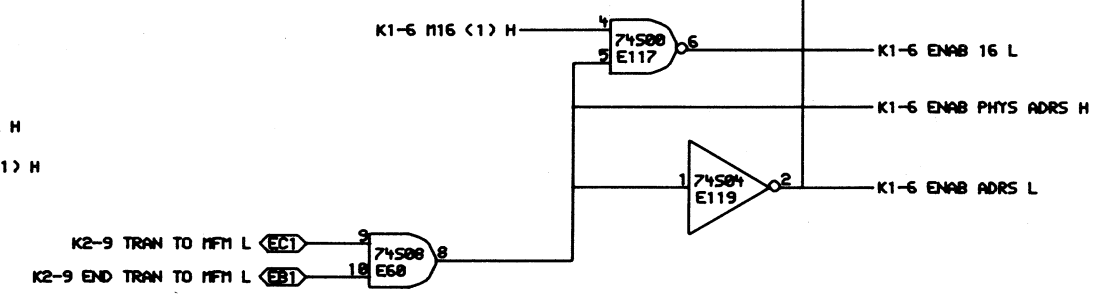
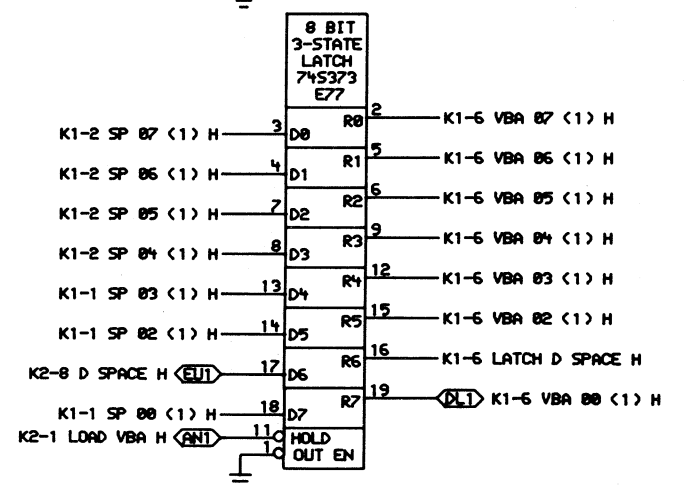
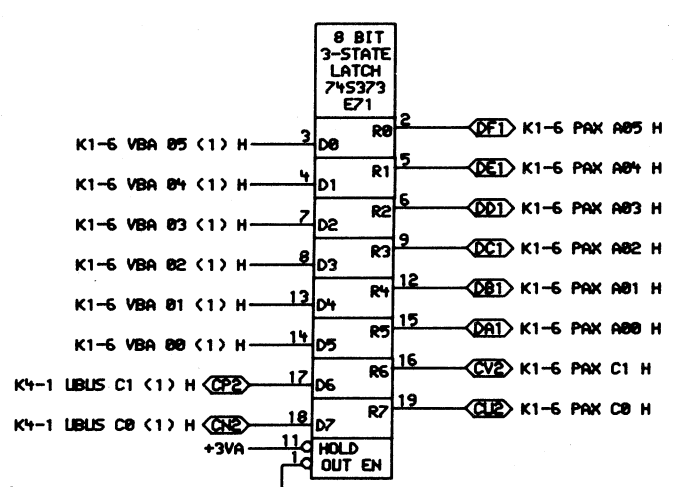
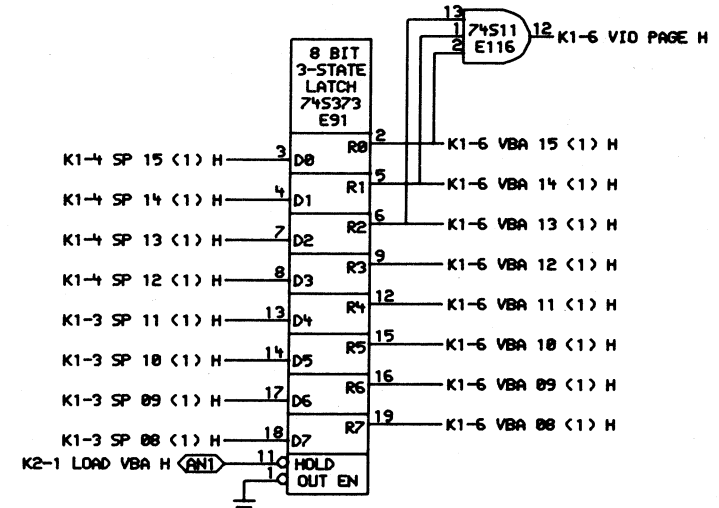
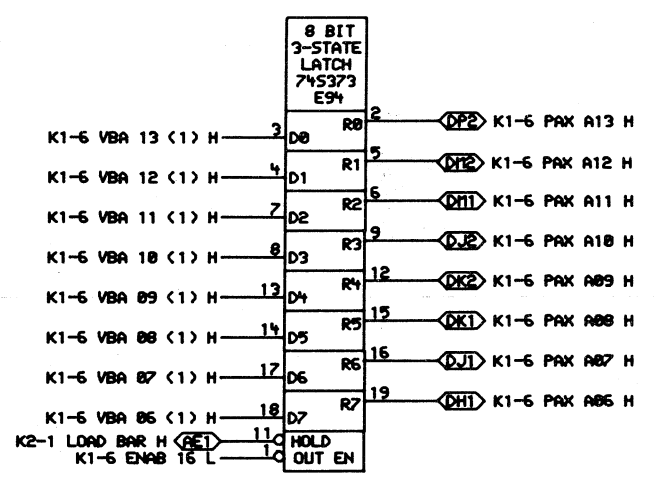
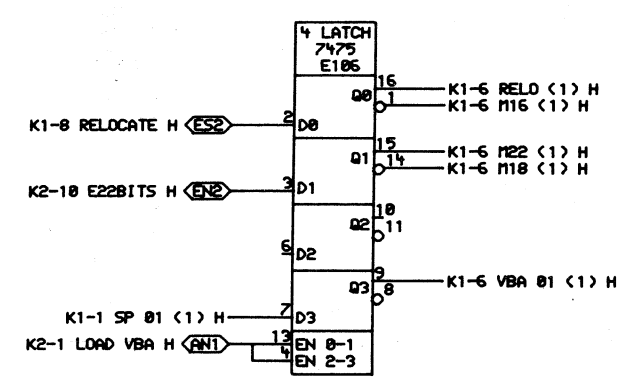
digital DRN: *J. J. J.* DATE: 16-OCT-79
 CK: *D.* DATE: *11/44*

ENG. DATE: *11/44*
 BOARD LOCATION: B-DD-11
 SHEET 5 OF 11

TITLE: (K1-5) DATA PATH (PAX DATA,SR2)
 FIRST USED ON OPTION/MODEL: 11/44
 NEXT HIGHER ASSEMBLY: B-DD-M7094-0

SIZE	CODE	NUMBER	REV.
D	CS	M7094-0-1	C

TW



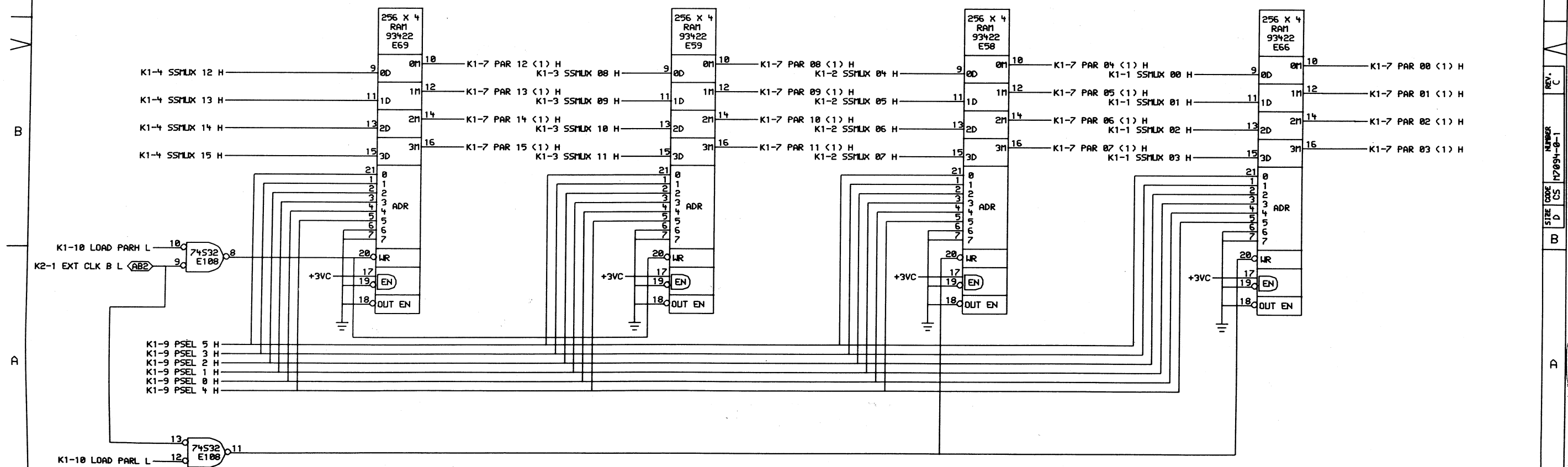
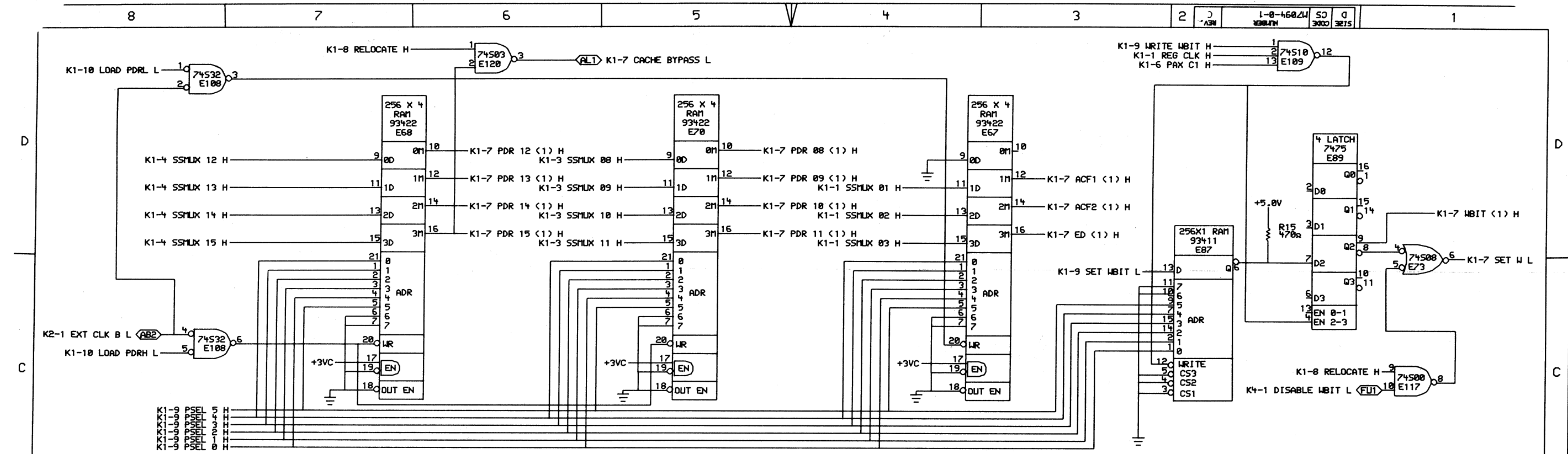
D
C
B
A

D
C
B
A

THIS DRAWING AND SPECIFICATIONS ARE THE PROPERTY OF DIGITAL EQUIPMENT CORPORATION AND SHALL NOT BE REPRODUCED OR COPIED OR USED IN WHOLE OR IN PART IN THE ABSENCE OF THE WRITTEN PERMISSION. COPYRIGHT © 1979, DIGITAL EQUIPMENT CORPORATION.

REVISIONS	
CHK	CHANGE NO. REV

digital	DATE: 18-OCT-79	ENGR: [Signature]	DATE: [Signature]	TITLE: (K1-6) DATA PATH (KT BUFFER)
(168,237) K168.DRI	116-OCT-79 14:47	DATE: [Signature]	BOARD LOCATION: [Signature]	SIZE CODE: D CS
FIRST USED ON OPTION MODEL: 11/44	11/44	11	B-DD-17094-0	NUMBER: 17094-0-1

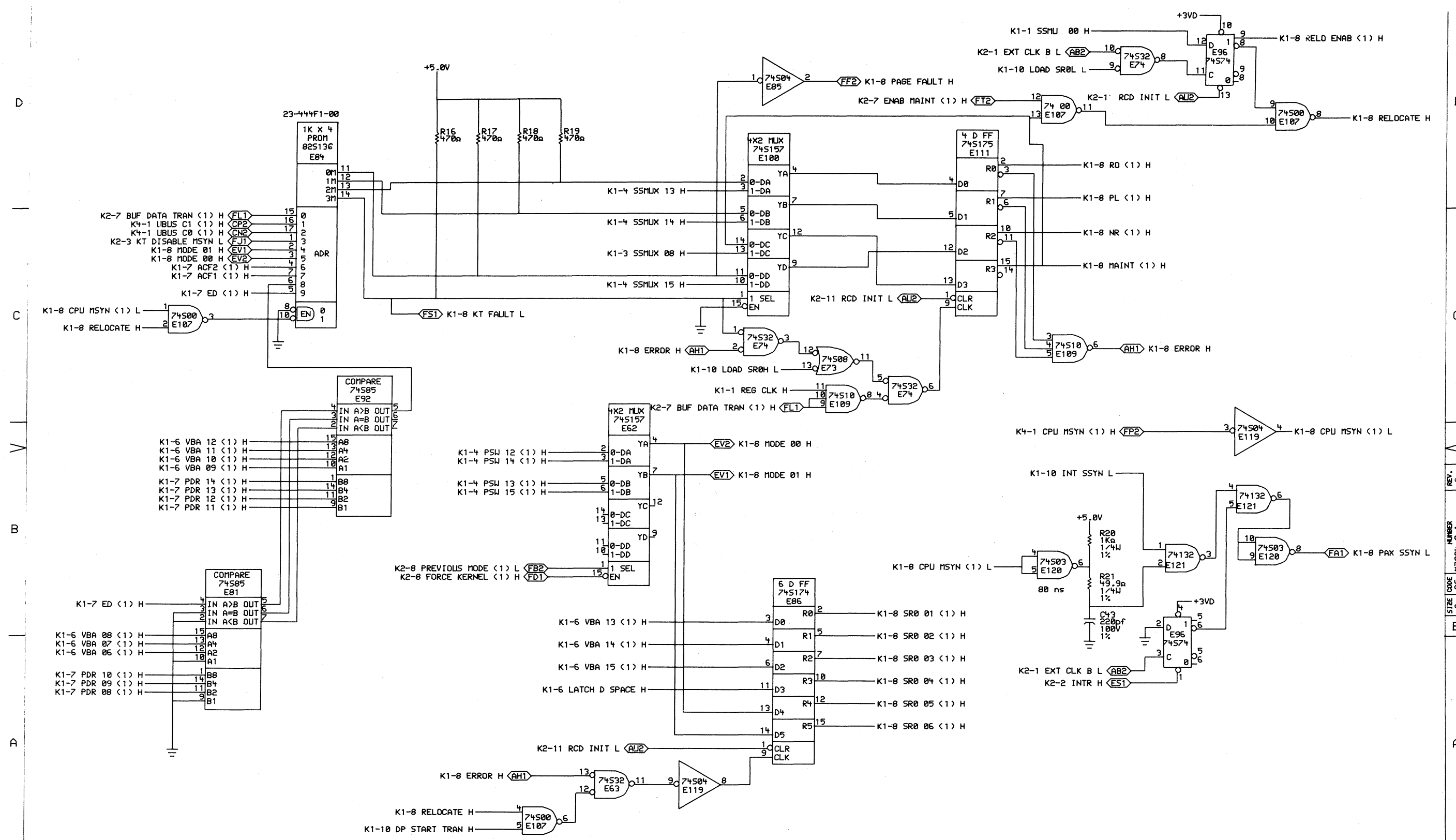


THIS DRAWING AND SPECIFICATIONS ARE THE PROPERTY OF DIGITAL EQUIPMENT CORPORATION AND SHALL NOT BE REPRODUCED OR COPIED OR USED IN WHOLE OR IN PART FOR THE BASIS FOR THE MANUFACTURE OR SALE OF ITEMS WITHOUT WRITTEN PERMISSION. COPYRIGHT © 1979, DIGITAL EQUIPMENT CORPORATION.

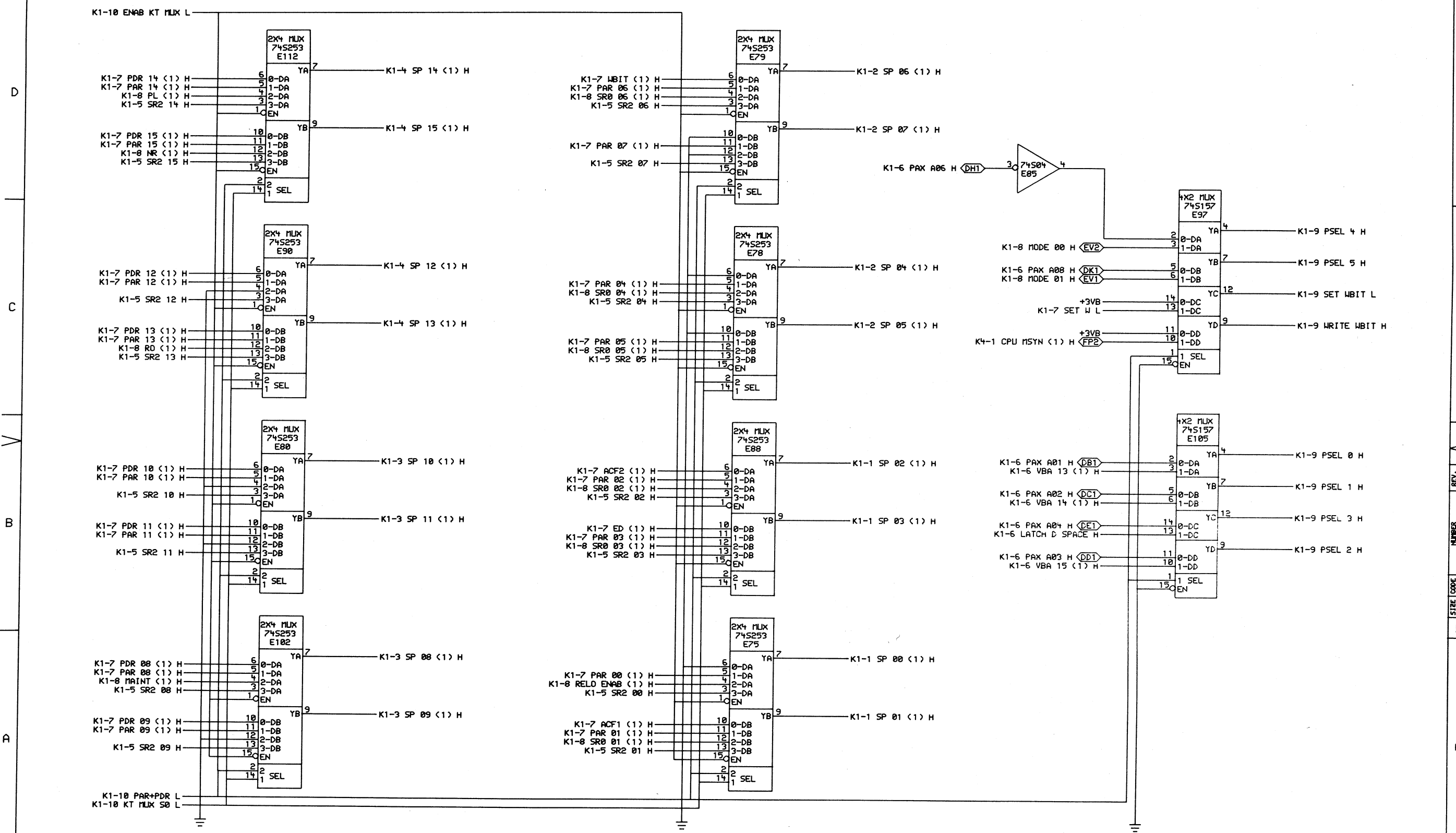
REV.	CHG	NO.	REV.

digital DRW: J. Family DATE: 18-OCT-79 ENG: BOARD LOCATION: TITLE: (K1-7) DATA PATH (PAR, PDR) [160,257 JK17B.DRW] 116-OCT-79 14:48 NEXT HIGHER ASSEMBLY: SIZE CODE NUMBER REV. FIRST USED ON OPTION/MODEL: 11/44 B-DD-M7094-0 D CS M7094-0-1 C

8 **7** **6** **5** **4** **3** **2** **1** TW



THIS DRAWING AND SPECIFICATIONS ARE THE PROPERTY OF DIGITAL EQUIPMENT CORPORATION AND SHALL NOT BE REPRODUCED OR COPIED OR USED IN WHOLE OR IN PART AS THE BASIS FOR THE MANUFACTURE OR SALE OF ITEMS WITHOUT WRITTEN PERMISSION. COPYRIGHT © 1979 DIGITAL EQUIPMENT CORPORATION.		REVISIONS CHK CHANGE NO. REV	digital L160,257 JK18B.DRW FIRST USED ON OPTION MODEL: 11/44	DRN: <i>St. Looney</i> CHK: <i>40</i> DATE: 26-OCT-79 DATE: 26-OCT-79 BOARD LOCATION: 8 DF 11 SHEET: 8 OF 11 NEXT HIGHER ASSEMBLY: B-DD-M7094-0	TITLE: (K1-8) DATA PATH (SR0) SIZE CODE: D CS NUMBER: M7094-0-1 REV: C		
8	7	6	5	4	3	2	1



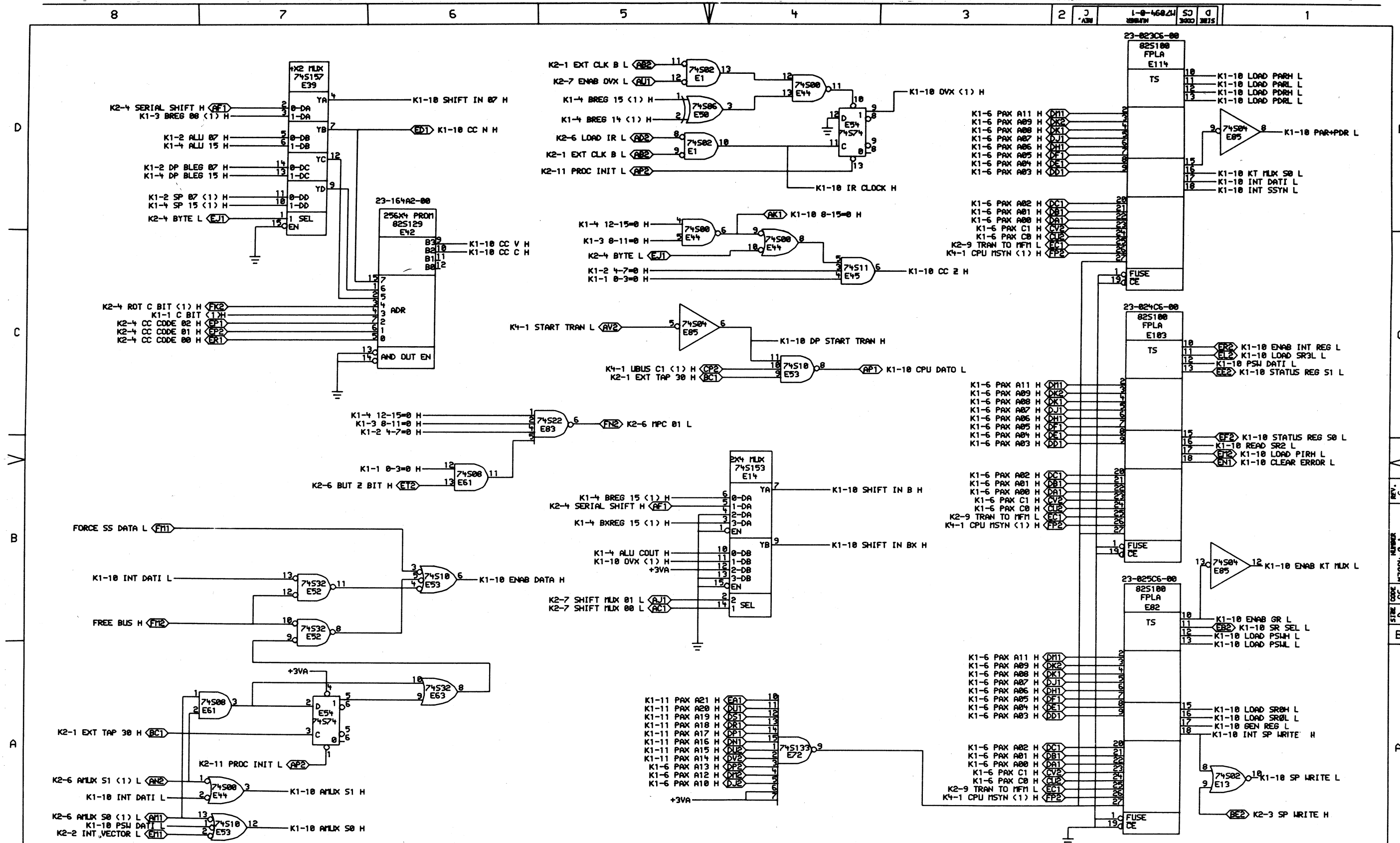
THIS DRAWING AND SPECIFICATIONS ARE THE PROPERTY OF DIGITAL EQUIPMENT CORPORATION AND SHALL NOT BE REPRODUCED OR COPIED OR USED IN WHOLE OR IN PART AS THE BASIS FOR THE MANUFACTURE OR SALE OF ITEMS WITHOUT WRITTEN PERMISSION. COPYRIGHT © 1979, DIGITAL EQUIPMENT CORPORATION.

REVISIONS		
CHK	CHANGE NO.	REV

digital
 DRN: J. J. J. J.
 CHK'D: J. J. J. J.
 DATE: 18-OCT-79
 DATE: 16-OCT-79 14:50
 SHEET: 9 OF 11
 NEXT HIGHER ASSEMBLY: B-DD-M7094-0
 FIRST USED ON OPTION/MODEL: 11/44

DATE: 18-OCT-79
 ENG. TITLE: (K1-9) DATA PATH (REG MUXES)
 BOARD LOCATION: SHEET 9 OF 11
 SIZE CODE: D CS
 NUMBER: M7094-0-1
 REV. C

REV. C
 NUMBER M7094-0-1
 CS D B A

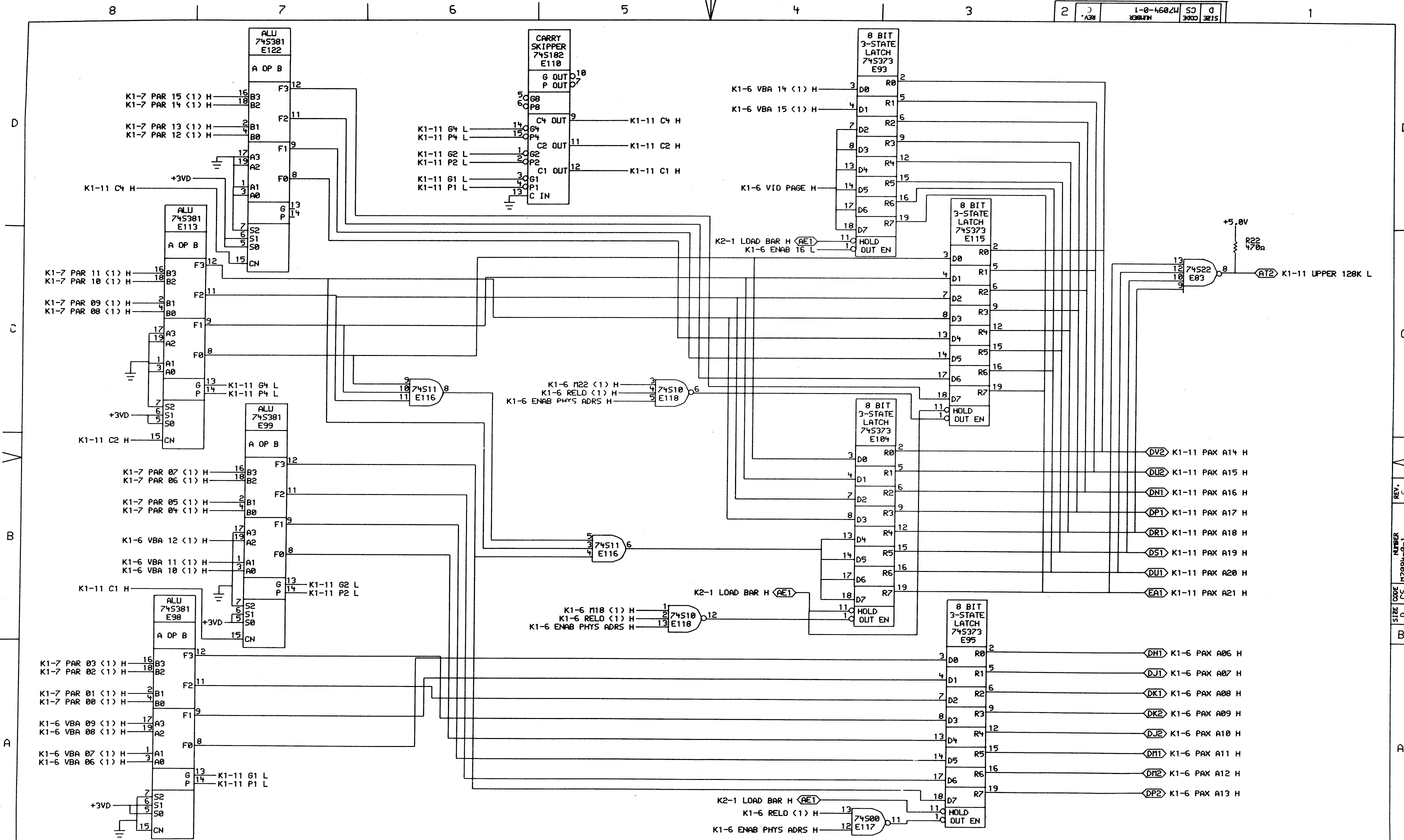


ALL DRAWINGS AND SPECIFICATIONS ARE THE PROPERTY OF DIGITAL EQUIPMENT CORPORATION AND SHALL NOT BE REPRODUCED OR COPIED OR USED IN WHOLE OR IN PART AS THE BASIS FOR THE MANUFACTURE OR SALE OF ITEMS WITHOUT WRITTEN PERMISSION. COPYRIGHT © 1974, DIGITAL EQUIPMENT CORPORATION.

REVISIONS		
CHK	CHANGE NO.	REV

	DATE: 18-OCT-79	ENG: [Signature]	DATE: [Blank]	TITLE: (K1-10) DATA PATH (INT ADRS DEC)
	BOARD LOCATION: [Blank]	SHEET: 10	OF: 11	SIZE CODE: D
FIRST USED ON OPTION/MODEL: 11/44		NEXT HIGHER ASSEMBLY: B-DD-17094-0		NUMBER: CS M7094-0-1
				REV. C

REV. C
 NUMBER M7094-0-1
 SHEET CS 10 OF 11



THIS DRAWING AND SPECIFICATIONS HEREIN ARE THE PROPERTY OF DIGITAL EQUIPMENT CORPORATION AND SHALL NOT BE REPRODUCED OR COPIED OR USED IN WHOLE OR IN PART AS THE BASIS FOR THE MANUFACTURE OR SALE OF ITEMS WITHOUT WRITTEN PERMISSION. COPYRIGHT © 1979, DIGITAL EQUIPMENT CORPORATION.

REVISIONS		
CHK	CHANGE NO.	REV

	DATE	ENG.	DATE	TITLE: (K1-11) DATA PATH (KT ADDERS)
	18-OCT-79			
	DATE	BOARD LOCATION:	SHEET	OF
	11-7-44	B-DD-M7094-0	11	11
(160,257)K1111B.DRW FIRST USED ON OPTION/MODEL: 11/44	NEXT HIGHER ASSEMBLY: B-DD-M7094-0	SIZE CODE D CS	NUMBER M7094-0-1	REV. C

REV. C
NUMBER 17094-0-1
SIZE CODE D CS

LINE ITEM	DOCUMENT NUMBER	PART NUMBER	DESCRIPTION	QTY PER VARIATION	REFERENCE DESIGNATOR
1	1	5013557-00	ETCHED CIRCUIT BOARD	1	
2	2	1000076-00	39 MFD 10V 10% 1500 S.TA	6	C1-C6
3	3	1012121-00	220.0 MMF 100V 1%200PPM DM15S	1	C43
4	4	1012784-00	.047 MFD 50V +80-20% CER	36	C7-C42
5	5	1210711-02	HANDLE,MODULE,HEX	1	
6	6	1215006-02	SOCKET 16PIN IC LOW PROFILE	1	XE42
7	7	1215006-03	SOCKET 18PIN IC LOW PROFILE	1	XE64
8	8	1215006-07	SOCKET 28PIN IC LOW PROFILE	3	XF82,XE103,XE114
9	9	1300316-00	470.0 .25 W 5.0 % CC	14	R1-R5,R7,R9,R11,R15-R19,R22
10	10	1300365-00	1.0 K .25 W 5.0 % CC	4	R6,R8,R10,R12
11	11	1302931-00	49.90 .25 W 1.0 % RN55D-F10	1	R21
12	12	1303114-00	1.0 K .25 W 1.0 % RN55D-F10	1	R20
13	13	1909050-00	7475 LATCH 4BIT	2	ER9,E106
14	14	1910531-00	DEC 74S181 ALU-4BIT	4	E17,E27,E37,E47
15	15	1910532-00	74S00 NAND GATE-QUAD 2IN	3	E44,E107,E117
16	16	1910533-00	74S03 NAND GATE-QUAD 2IN,0	1	E120
17	17	1910534-00	74S04 INVERTER GATE-HEX 1I	3	E49,E85,E119
18	18	1910535-00	74S05 INVERTER GATE-HEX 1	1	E51
19	19	1910536-00	74S10 NAND GATE-TRIPLE 3IN	3	E53,E109,E118
20	20	1910537-00	74S11 AND GATE-TRIPLE 3INP	3	E22,E45,E116
21	21	1910540-00	74S22 NAND GATE-DUAL 4INPU	1	E83
22	22	1910544-00	74S74 FF-D DUAL,EDGE TRIGG	3	E54,E55,E96
23	23	1910547-00	74S153 MUX 1 OF 4 (DUAL)	1	E14
24	24	1910548-00	74S157 MUX 1 OF 2 (QUAD)	12	E2,E9,E15,E19,E26,E39,E40,E62, CONT E64,E97,E100,E105
25	25	1910550-00	74S174 FF-D HEX	1	ER6
26	26	1910552-00	74S194 SHIFT REG.,4BIT RIGH	8	E4,E5,E8,E10,E11,E20,E30,E31
27	27	1910957-00	74S175 FF-D QUAD COMMON CLO	3	E16,E65,E111
28	28	1911271-00	74298 MUX 1 OF 4 W/STORA	1	E34
29	29	1911641-00	SN 74S257 MUX,QUAD 2 TO 1	2	E3,E29

REVISION HISTORY			BASIC PART NO: M7094		DRN:	K.FRIEDGEN	DATE:	DIGITAL			
ENG	ECO NUMBER	REV	SECTION A OF A	CHK'D:	E.T.GERRY	DATE:	TITLE PARTS LIST				
---	INITIAL	IA	SECTION VARIATION INDEX			DATE:	KD11-Z DATA PATH				
---	INIT	IA	[A] 00								
R.D.	TW001	IB	[B]								
RD	TW002	IC	[C]	DES.ENG:	R.DAY	DATE:					
			[D]								
			[E]								
			[F]	RESP.ENG.:	R.DAY	DATE:	DOCUMENT NUMBER				
			[H]				SIZE	CODE	NUMBER	REV	
			[J]								
			[K]	MFG.ENG.:	M.LACROIX	DATE:	K	PL	M7094-0-DBP	C	
			[L]								
			[M]	ASSEMBLY NUMBER:		TOP DOCUMENT NUMBER:	FILE NAME:		EDIT #		
			[N]	D-UA-M7094-0-0			Z0383C,PLS		19		

"THIS DRAWING AND SPECIFICATIONS HEREIN, ARE THE PROPERTY OF DIGITAL EQUIPMENT CORPORATION AND SHALL NOT BE REPRODUCED OR COPIED OR USED IN WHOLE OR IN PART AS THE BASIS FOR THE MANUFACTURE OR SALE OF ITEMS WITHOUT WRITTEN PERMISSION. COPYRIGHT (C) 1980, DIGITAL EQUIPMENT CORPORATION."

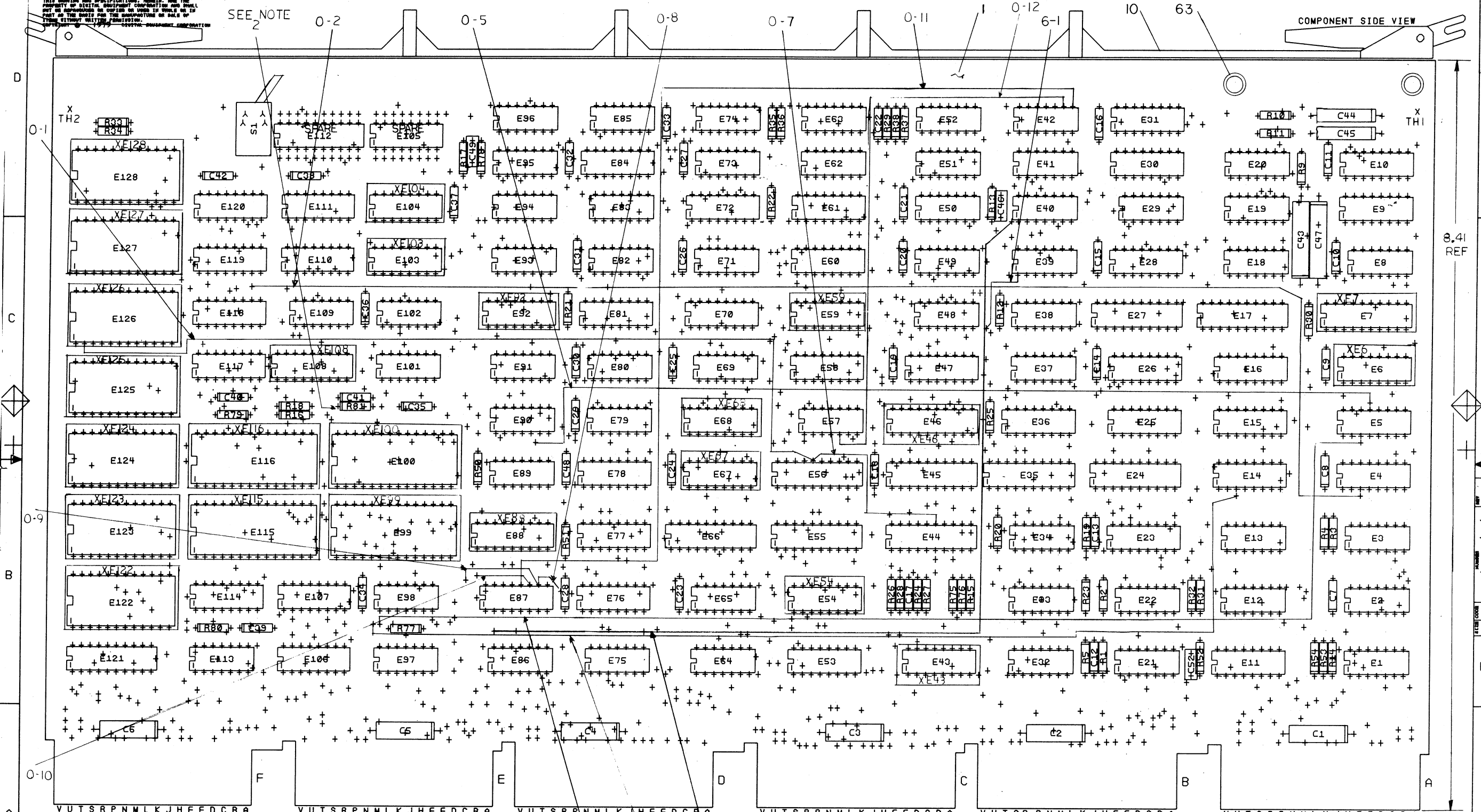
TW

LINE ITEM	DOCUMENT NUMBER	PART NUMBER	DESCRIPTION	QTY PER VARIATION 00	REFERENCE DESIGNATOR
30	30	1911983-00	74S133 NAND GATE-POSITIVE 1	1	E72
31	31	1912069-00	MEMORY READ/WRITE,25	1	E87
32	32	1912089-00	74S85 CMPRTR-4BIT MAGNITUD	2	E81,E92
33	33	1912096-00	DEC 74S86 XOR GATE,QUAD 2IN	1	E50
34	34	1912097-00	SN 74S182 LOOK AND CARRY GEN	2	E28,E110
35	35	1912388-00	74S02 NOR GATE-QUAD 2IN,PO	2	E1,E13
36	36	1912389-00	74S08 AND GATE-QUAD 2IN,PO	3	E60,E61,E73
37	37	1912586-00	DM 85S68N REGISTER,64BIT EDGE	4	E6,E7,E18,E48
38	38	1912660-00	74S253 MUX 1 OF 4 (DUAL)	16	E23,E24,E32,E33,E35,E43,E56,E57, CONT E75,E78-E80,E88,E90,E102,E112
39	39	1913340-00	74S32 OR GATE-QUAD 2IN	5	E12,E52,E63,E74,E108
40	40	1913462-00	74S240 OCTAL BUFFER,INVERTI	1	E21
41	41	1913493-00	74S241 OCTAL BUFFER,TRI-STA	2	E36,E46
42	42	1913670-00	74S373 LATCH 8BIT TRASP TR	8	E71,E77,E91,E93-E95,E104,E115
43	43	1913671-00	74S374 FF-D OCTAL TRISTATE	2	E76,E101
44	44	1913700-00	74S381 ALU-4BIT	4	E98,E99,E113,E122
45	45	1914085-00	74S260 NOR GATE-DUAL,POS	2	E25,E38
46	46	1914550-00	*** THIS ITEM IS NOT USED ***	-	
47	47	1915697-00	RAM 256X4 TRI-STATE	7	E58,E59,E66-E70
48	48	23164A2-00	A2-05	1	E42
49	49	23023C6-00	C6-01	1	E114
50	50	23444F1-00	F1-02	1	E84
51	51	9000024-01	EYELET, ROLLED FLANGE, .121 OD X	12	
52	52	1911637-00	74132 NAND GATE-QUAD 2 IN	1	E121
53	53	23024C6-00	C6-01	1	E103
54	54	23025C6-00	C6-01	1	E82
55	55	23000F1-01	*** THIS ITEM IS NOT USED ***	-	
56	56	9105740-55	WIRE(WRAP)30AWG UL1423	1	

D	I	G	I	T	A	L	TITLE	SECTION A OF A	SIZE	CODE	DOCUMENT NUMBER	REV
							KD11-Z DATA PATH		K	PL	M7094-0-DRP	C

ju

THIS DRAWING AND SPECIFICATIONS, HEREIN, AND THE PROPERTY OF THE UNITED STATES GOVERNMENT SHALL NOT BE REPRODUCED OR TRANSMITTED IN ANY FORM OR BY ANY MEANS, ELECTRONIC OR MECHANICAL, INCLUDING PHOTOCOPYING, RECORDING, OR BY ANY INFORMATION STORAGE AND RETRIEVAL SYSTEM, WITHOUT PERMISSION IN WRITING FROM THE UNITED STATES GOVERNMENT.



8.41 REF

- NOTES:
- LOCATIONS E 105 & E 112 ARE SPARES.
 - R81 IS NOT INSTALLED.

STEP E	→ Y AXIS	STEP 0 TIMES
REPEAT	→ X AXIS	STEP 0 TIMES

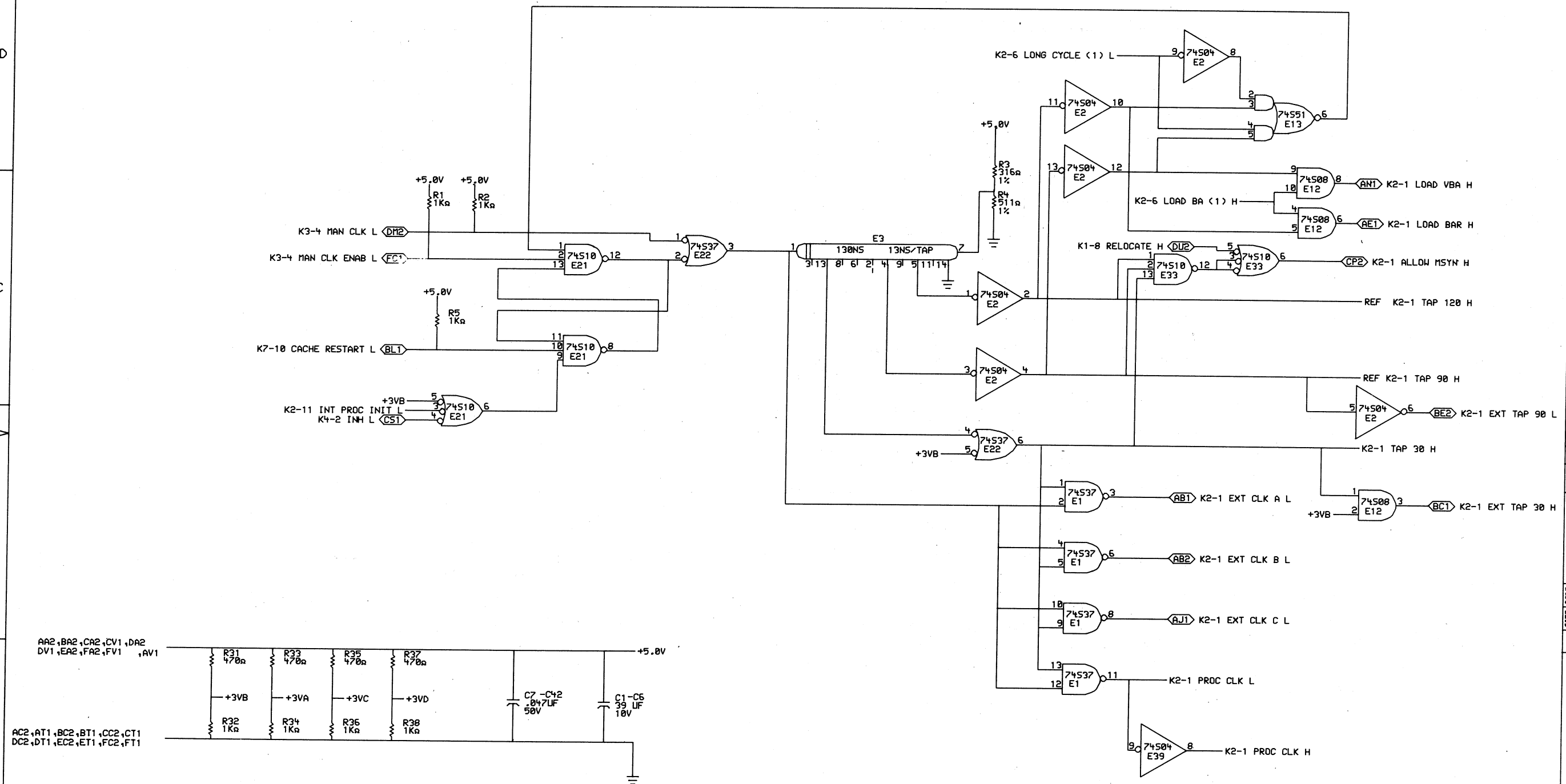
CHANGE NO	REV	BY	DATE
1	1	TW004	
2	1	REDAWN	
3	1	W005/TW005	
4	1	B. AUPPERLEE	
5	1	B. Aupep	

ETCH REV. C-PI

SIGNATURES		DATE	digital
DRN. <i>[Signature]</i>		2/2/79	
CHK'D. <i>[Signature]</i>		10/2/77	TITLE KDII-Z CONTROL MODULE
MECH. ENG. <i>[Signature]</i>		6/1/79	
PROJ. ENG. <i>[Signature]</i>		6/1/79	
PROD. <i>[Signature]</i>		6/1/79	SIZE CODE NUMBER REV d UA M7095-0-0 C
SCALE 2/1			
SHT. 1 OF 2			
NEXT HIGHER ASSY. B-DD-M7095-0			

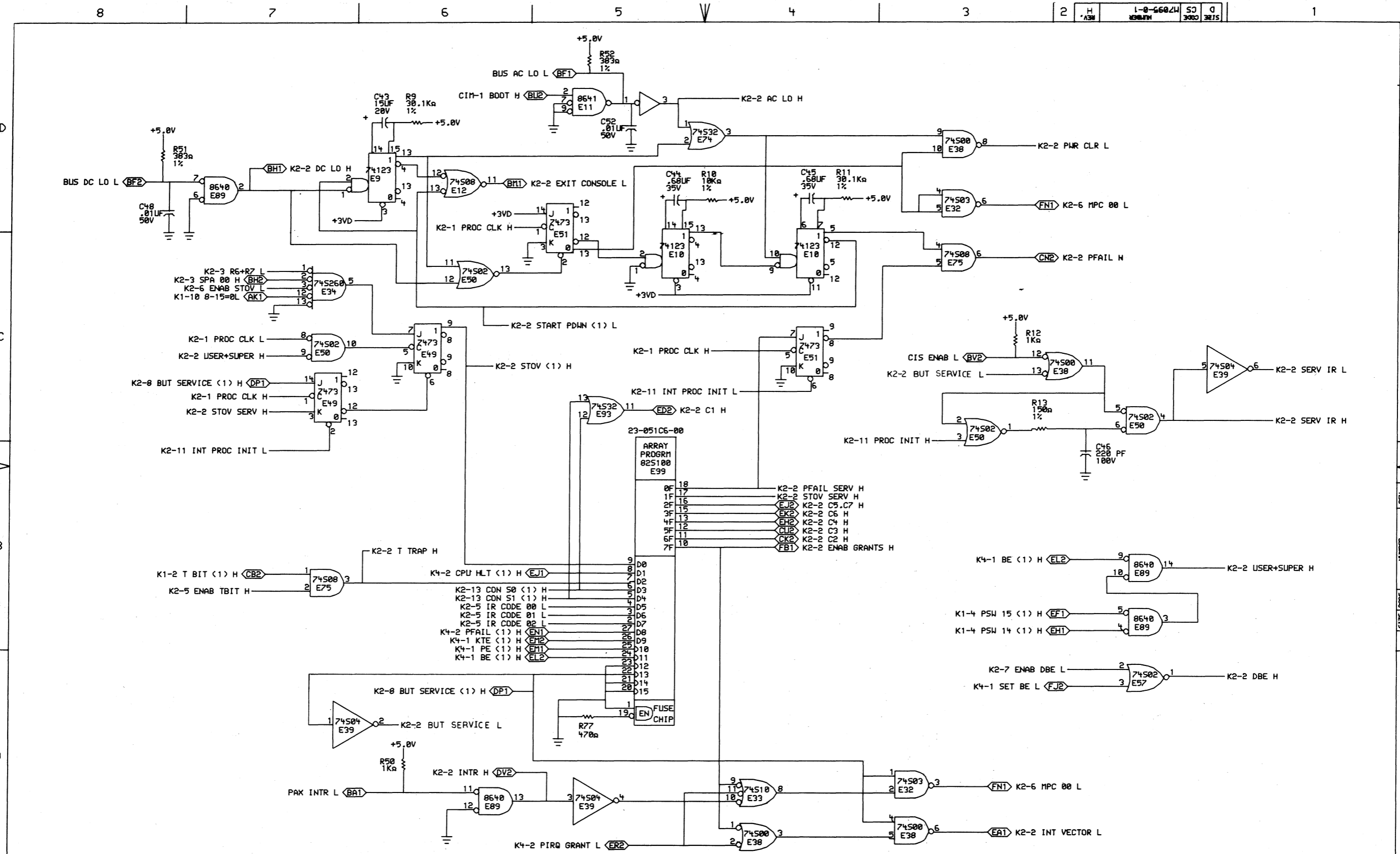
D
C
B
A

D
C
B
A



* ALL RESISTORS ON THIS MODULE ARE 1/4W 5% UNLESS OTHERWISE NOTED

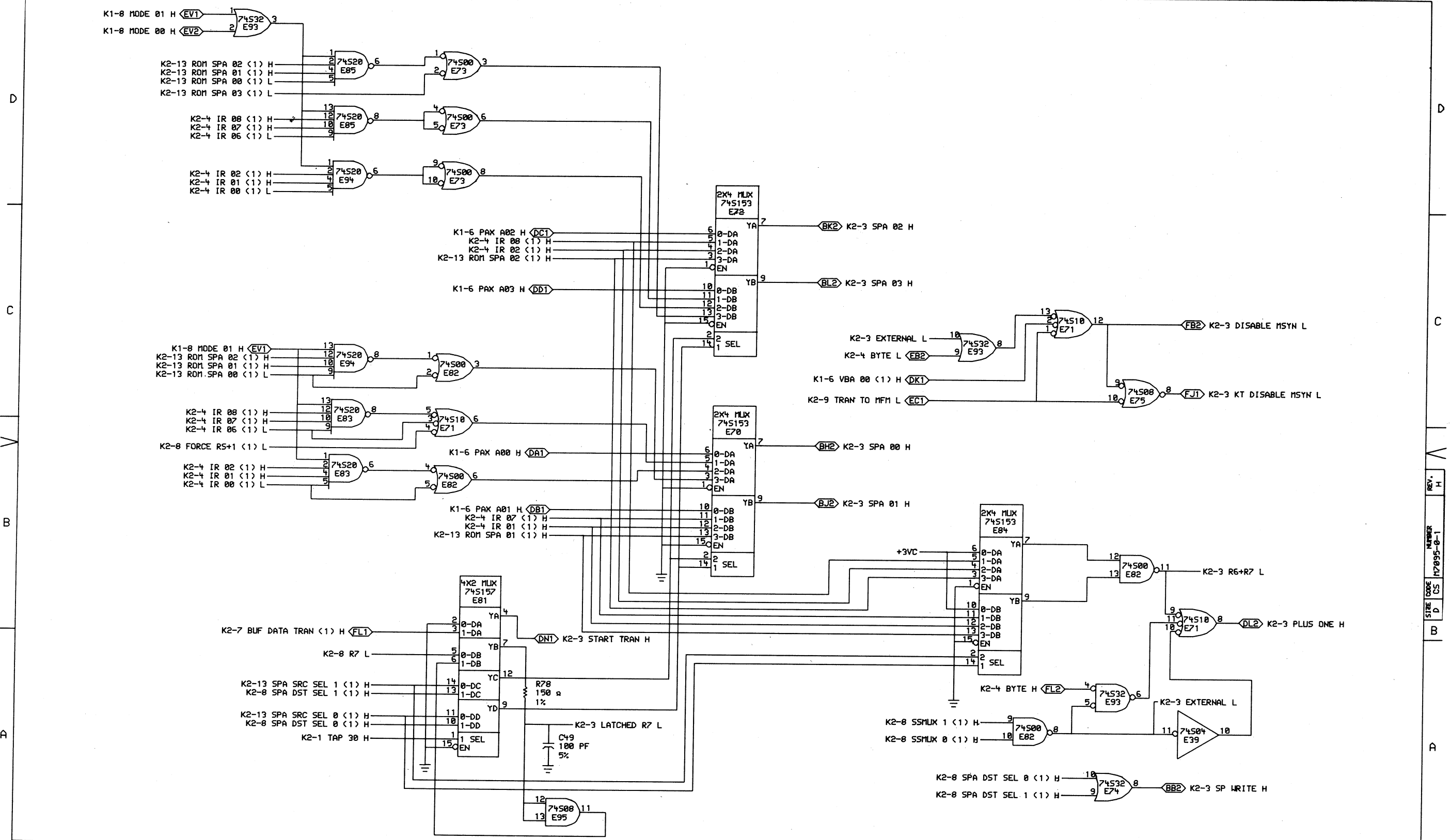
THIS DRAWING AND SPECIFICATIONS HEREIN ARE THE PROPERTY OF DIGITAL EQUIPMENT CORPORATION AND SHALL NOT BE REPRODUCED OR COPIED OR USED IN WHOLE OR IN PART AS THE BASIS FOR THE MANUFACTURE OR SALE OF ITEMS WITHOUT WRITTEN PERMISSION. COPYRIGHT © 1988 DIGITAL EQUIPMENT CORPORATION		REVISIONS CHK CHANGE NO. REV TW004 E REDRAWN 28-APR-80		CHK CHANGE NO. REV M7095-TW005 F 22 SEPT 80 BILL GIST 1-OCT-80		CHK CHANGE NO. REV M7095-TW006 H 24 OCT 80 B. AUPPERLEE B. Aupperlee		digital DATE 20-APR-88 ENG. Bill Gist DATE 19-MAY-88 BOARD LOCATION: SHEET 1 OF 13 FIRST USED ON OPTION/MODEL: 11/44 B-DD-M7095-0		TITLE: (K2-1) CONTROL (SYS CLOCK) SIZE CODE D CS NUMBER M7095-0-1 REV. H	
---	--	--	--	--	--	--	--	--	--	---	--



REVISIONS	
CHK	CHANGE NO. REV

DATE	ENG.	NOTE
25-APR-88		

digital	DATE	ENG.	NOTE	TITLE: (K2-2) CONTROL (PWR FAIL/TRAP SRV)
158.257 JCTL02E.DRW	25-APR-88 13:17			
FIRST USED ON OPTION/MODEL: 11/44				

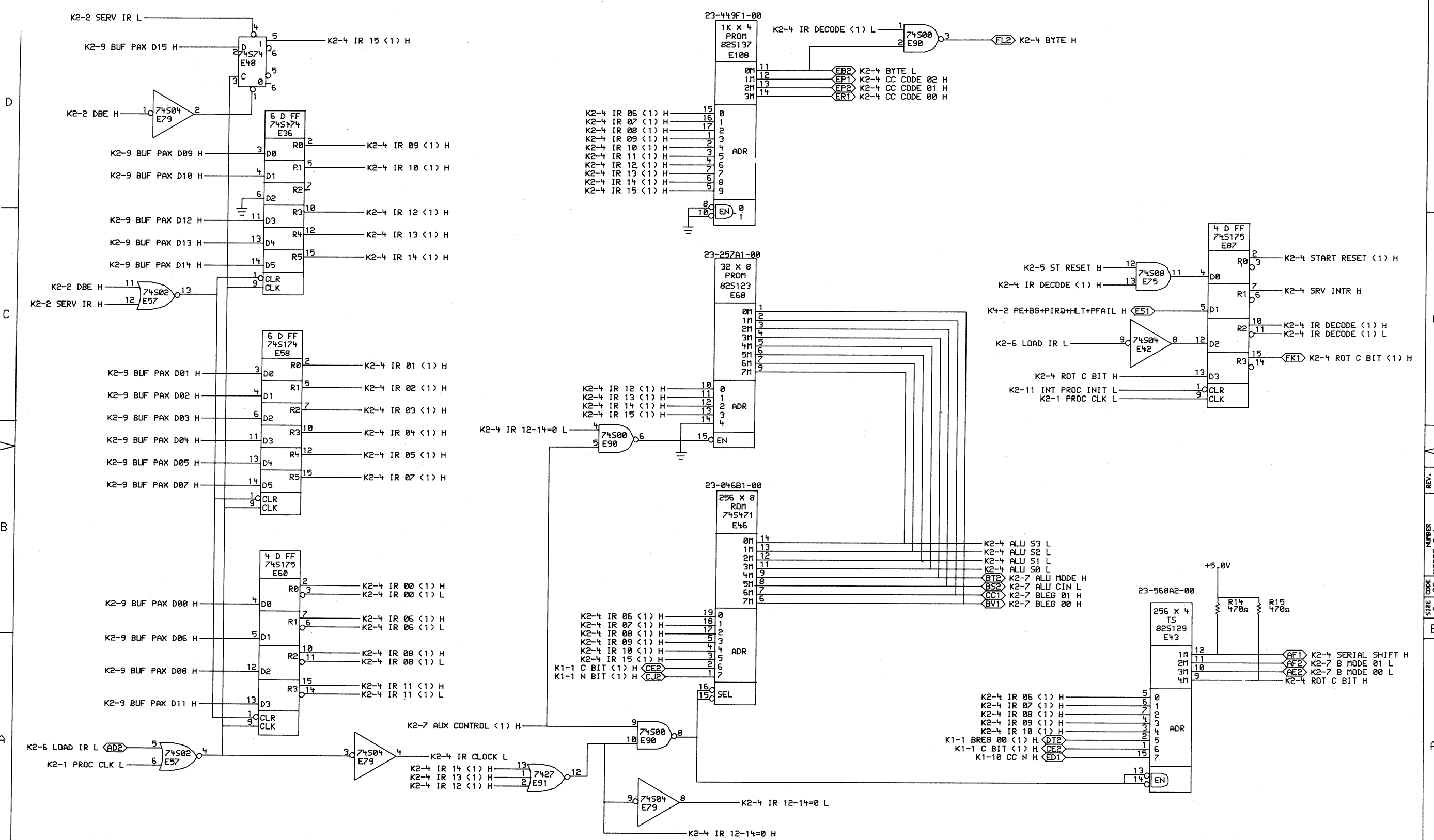


THIS DRAWING AND SPECIFICATIONS ARE THE PROPERTY OF DIGITAL EQUIPMENT CORPORATION AND SHALL NOT BE REPRODUCED OR COPIED OR USED IN WHOLE OR IN PART AS THE BASIS FOR THE MANUFACTURE OR SALE OF ITEMS WITHOUT WRITTEN PERMISSION. COPYRIGHT © 1980, DIGITAL EQUIPMENT CORPORATION

REVISIONS	
CHK	CHANGE NO. REV

	DATE: 25-APR-80 13:57	ENG.:	DATE:	TITLE: (K2-3) CONTROL (SP ADRS MUX)
	FIRST USED ON OPTION/MODEL: 11/44 NEXT HIGHER ASSEMBLY: B-DD-M7095-0	BOARD LOCATION: 3 OF 13 SHEET: 9 OF 13	SIZE CODE: D CS NUMBER: M7095-0-1	REV. H

H	REV.	1-0-56024	SC	D
30		NUMBER	300	SIZE



THIS DRAWING AND SPECIFICATIONS HEREIN ARE THE PROPERTY OF DIGITAL EQUIPMENT CORPORATION AND SHALL NOT BE REPRODUCED OR COPIED OR USED IN WHOLE OR IN PART AS THE BASIS FOR THE MANUFACTURE OR SALE OF ITEMS WITHOUT WRITTEN PERMISSION. COPYRIGHT © 1980, DIGITAL EQUIPMENT CORPORATION.

REVISIONS		
CHK	CHANGE NO.	REV

digital	DATE	28-APR-88	ENG.	DATE		TITLE:	(K2-4) CONTROL (AUX CTL/IR/CC)
	CHK'D		DATE		BOARD LOCATION:	SHEET	4 OF 13
FIRST USED ON OPTION/MODEL:		11/44	NEXT HIGHER ASSEMBLY:		B-DD-M7095-0	SIZE	D
CODE		CS	NUMBER		M7095-0-1	REV.	H

D

D

C

C

V

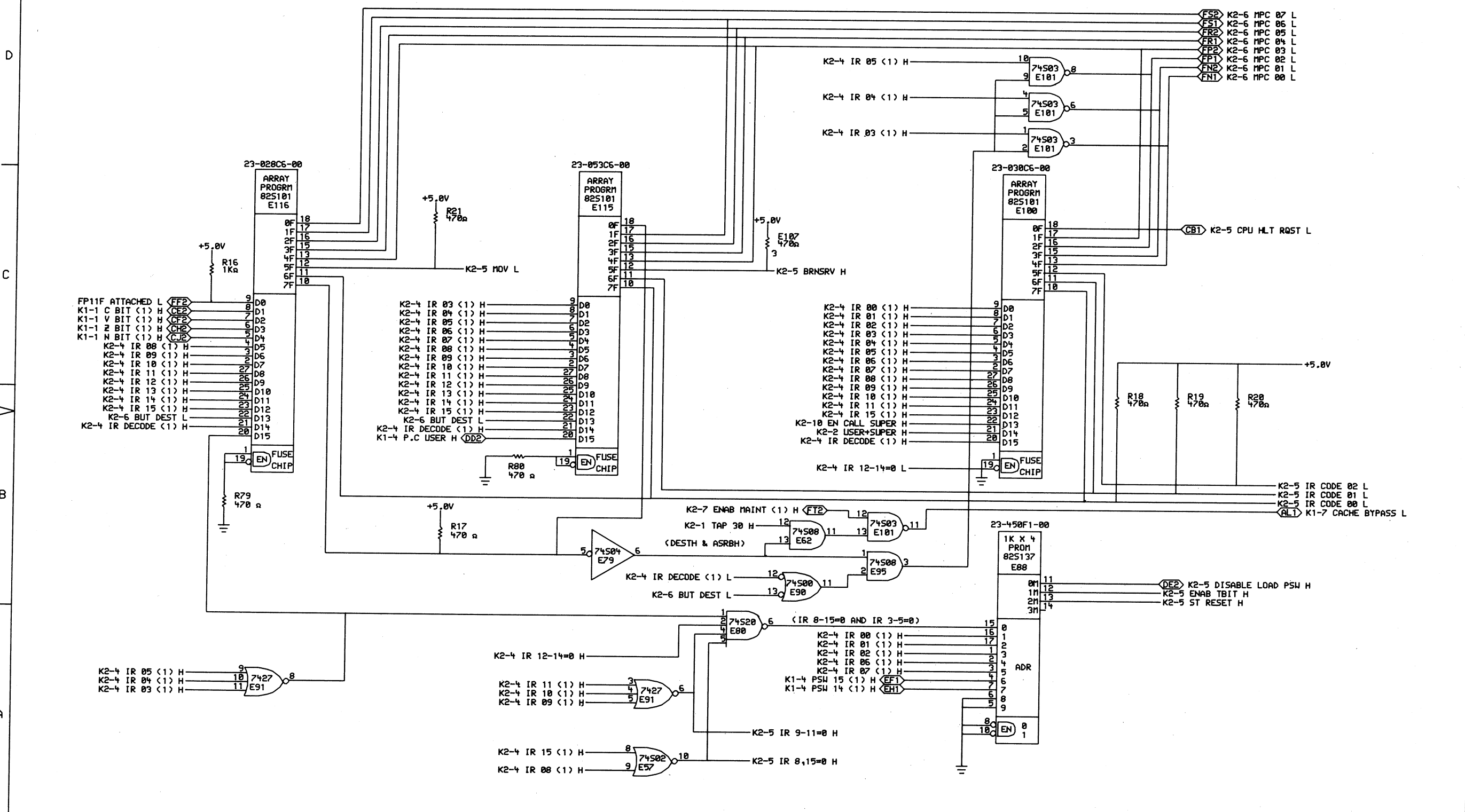
V

B

B

A

A

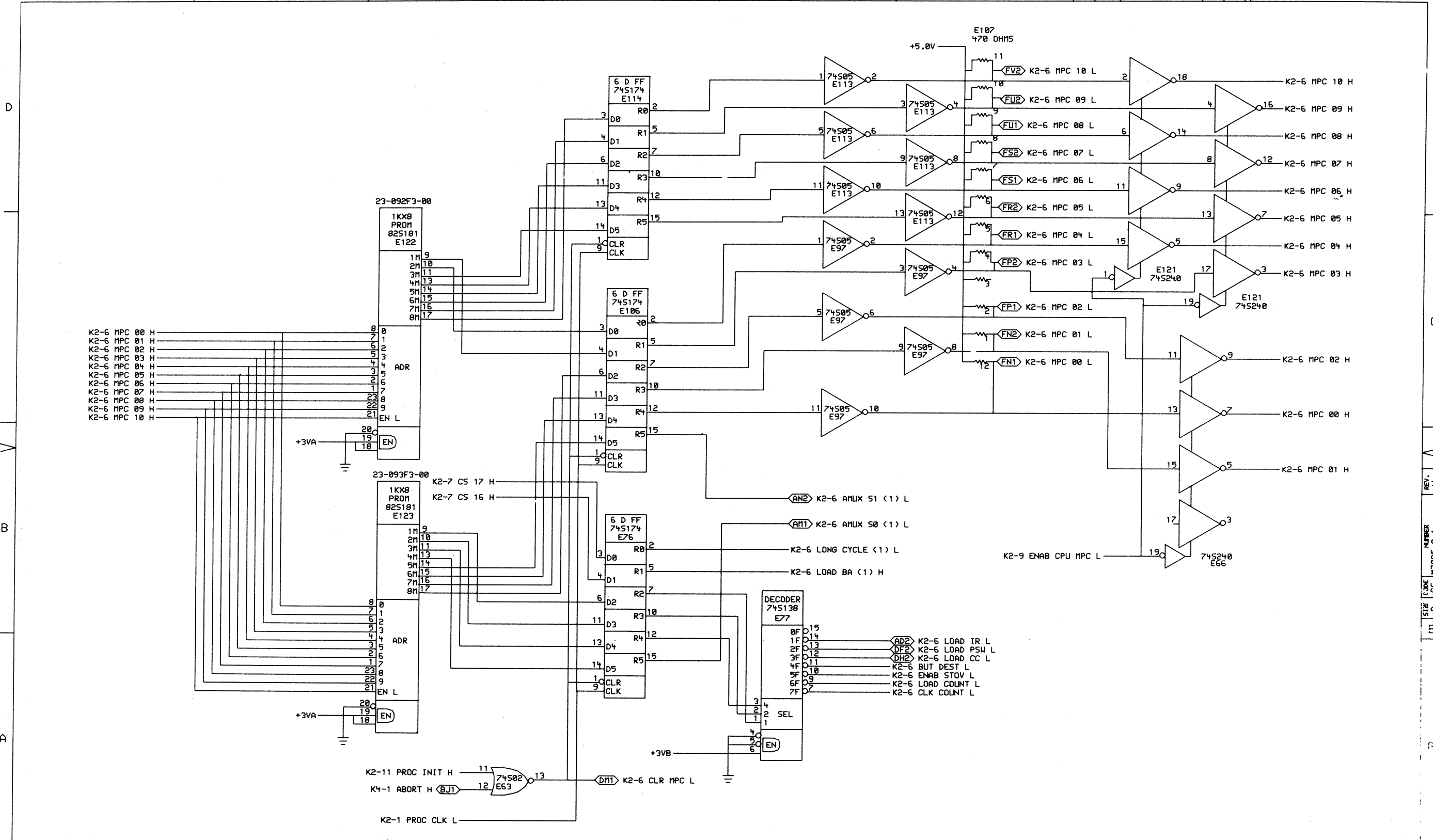


THIS DRAWING AND SPECIFICATIONS ARE THE PROPERTY OF DIGITAL EQUIPMENT CORPORATION AND SHALL NOT BE REPRODUCED OR COPIED OR USED IN WHOLE OR IN PART AS THE BASIS FOR THE MANUFACTURE OR SALE OF ITEMS WITHOUT WRITTEN PERMISSION. COPYRIGHT © 1984, DIGITAL EQUIPMENT CORPORATION.

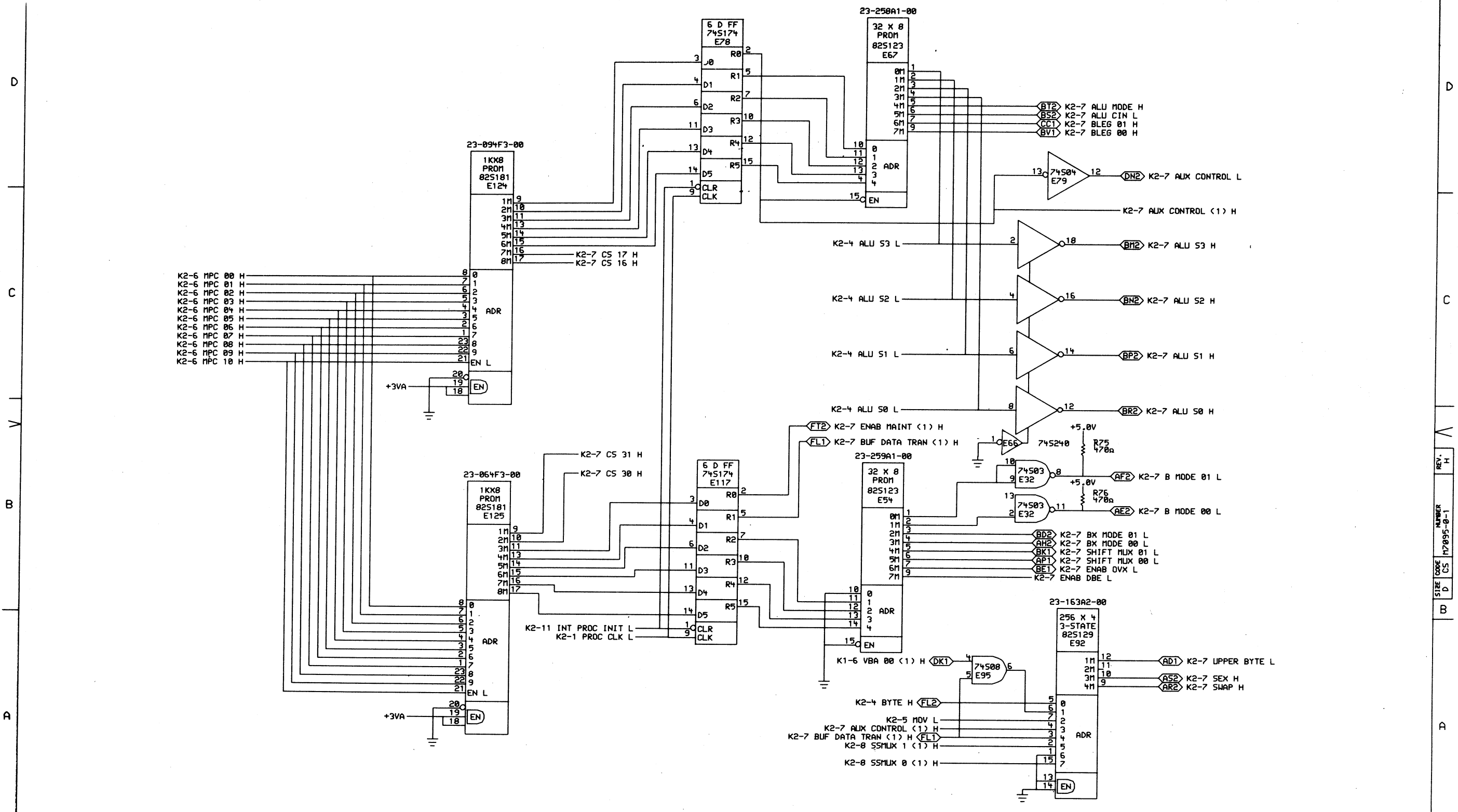
REVISIONS	
CHK	CHANGE NO. REV

digital DRW: [Signature] DATE: 25 APR 88
 (160,257)CTL05E.DRW 125-APR-88 14:27 NEXT HIGHER ASSEMBLY: B-DD-M7095-0
 FIRST USED ON OPTION MODEL: 11/44

ENG: [Signature] DATE: [Signature]
 BOARD LOCATION: SHEET 5 OF 13
 TITLE: (K2-5) CONTROL (IRDEC/BRANCH)
 SIZE CODE: D CS NUMBER: M7095-0-1 REV: H



<p>THIS DRAWING AND SPECIFICATIONS ARE THE PROPERTY OF DIGITAL EQUIPMENT CORPORATION AND SHALL NOT BE REPRODUCED OR COPIED OR USED IN WHOLE OR IN PART AS THE BASIS FOR THE MANUFACTURE OR SALE OF ITEMS WITHOUT WRITTEN PERMISSION. COPYRIGHT © 1980. DIGITAL EQUIPMENT CORPORATION.</p>		<p>REVISIONS</p> <table border="1"> <tr> <th>CHK</th> <th>CHANGE NO.</th> <th>REV</th> </tr> <tr> <td> </td> <td> </td> <td> </td> </tr> </table>	CHK	CHANGE NO.	REV				<p>digital</p> <p>DATE: 28-APR-80 DRAWN BY: [Signature] DATE: [Signature] BOARD LOCATION: [Signature] SHEET: 6 OF 13</p>	<p>TITLE: (K2-6) CONTROL (MPC NEXT)</p>
CHK	CHANGE NO.	REV								
<p>160.257JCT06E.DRW 25-APR-80 14:31 NEXT HIGHER ASSEMBLY: B-DD-M7095-0</p>		<p>SIZE: D CS NUMBER: M7095-0-1 REV: H</p>	<p>FIRST USED ON OPTION/MODEL: 11/44</p>							

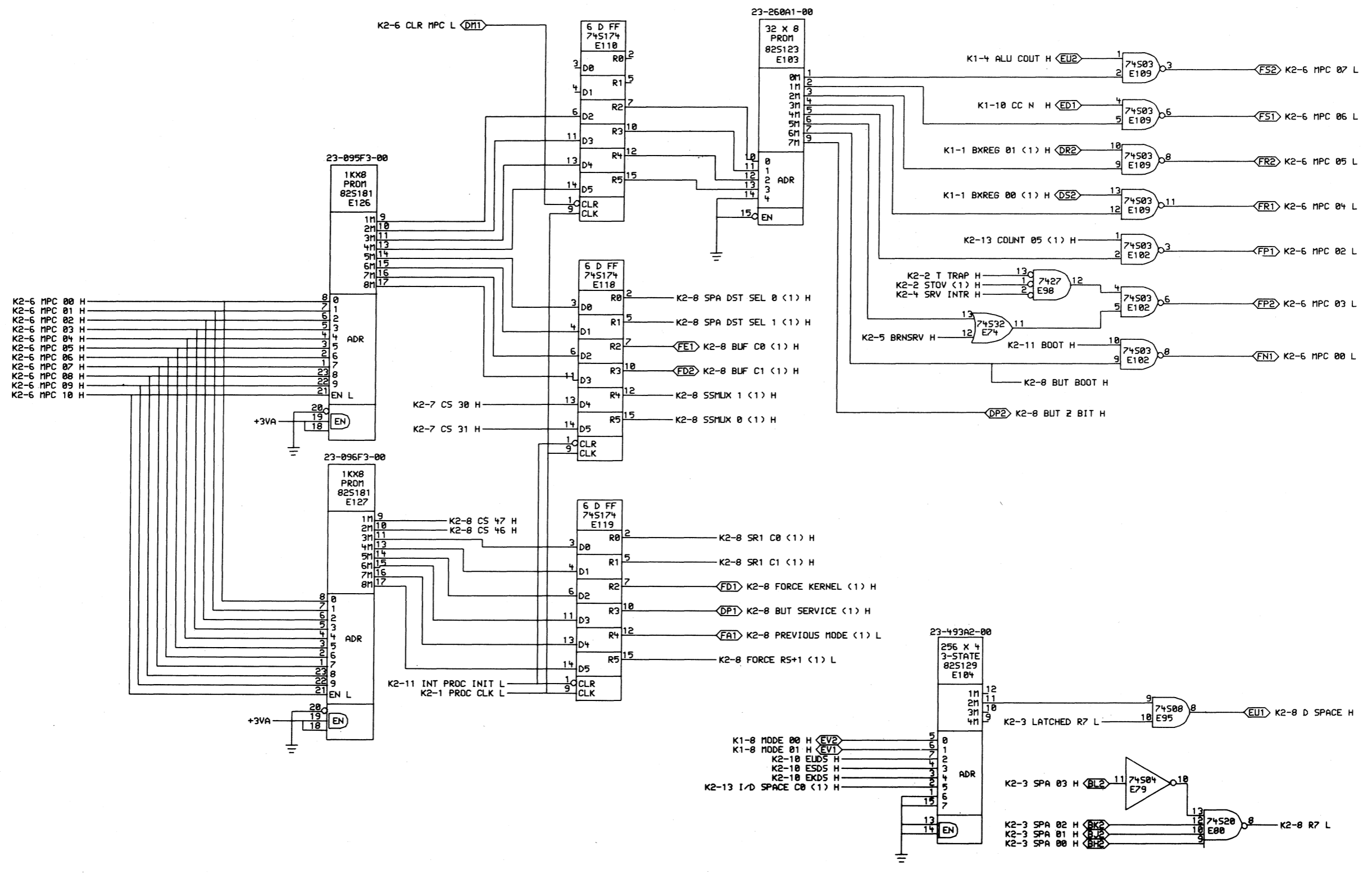


ALL DIMENSIONS AND SPECIFICATIONS ARE THE PROPERTY OF DIGITAL. THE USER ASSUMES ALL LIABILITY FOR THE USE OF THIS DRAWING IN THE DESIGN AND CONSTRUCTION OF ANY SYSTEM. THE USER SHALL BE RESPONSIBLE FOR OBTAINING ALL NECESSARY PERMITS AND APPROVALS FROM THE APPROPRIATE AUTHORITIES. THE USER SHALL BE RESPONSIBLE FOR OBTAINING ALL NECESSARY PERMITS AND APPROVALS FROM THE APPROPRIATE AUTHORITIES.

REVISIONS		
CHK	CHANGE NO.	REV

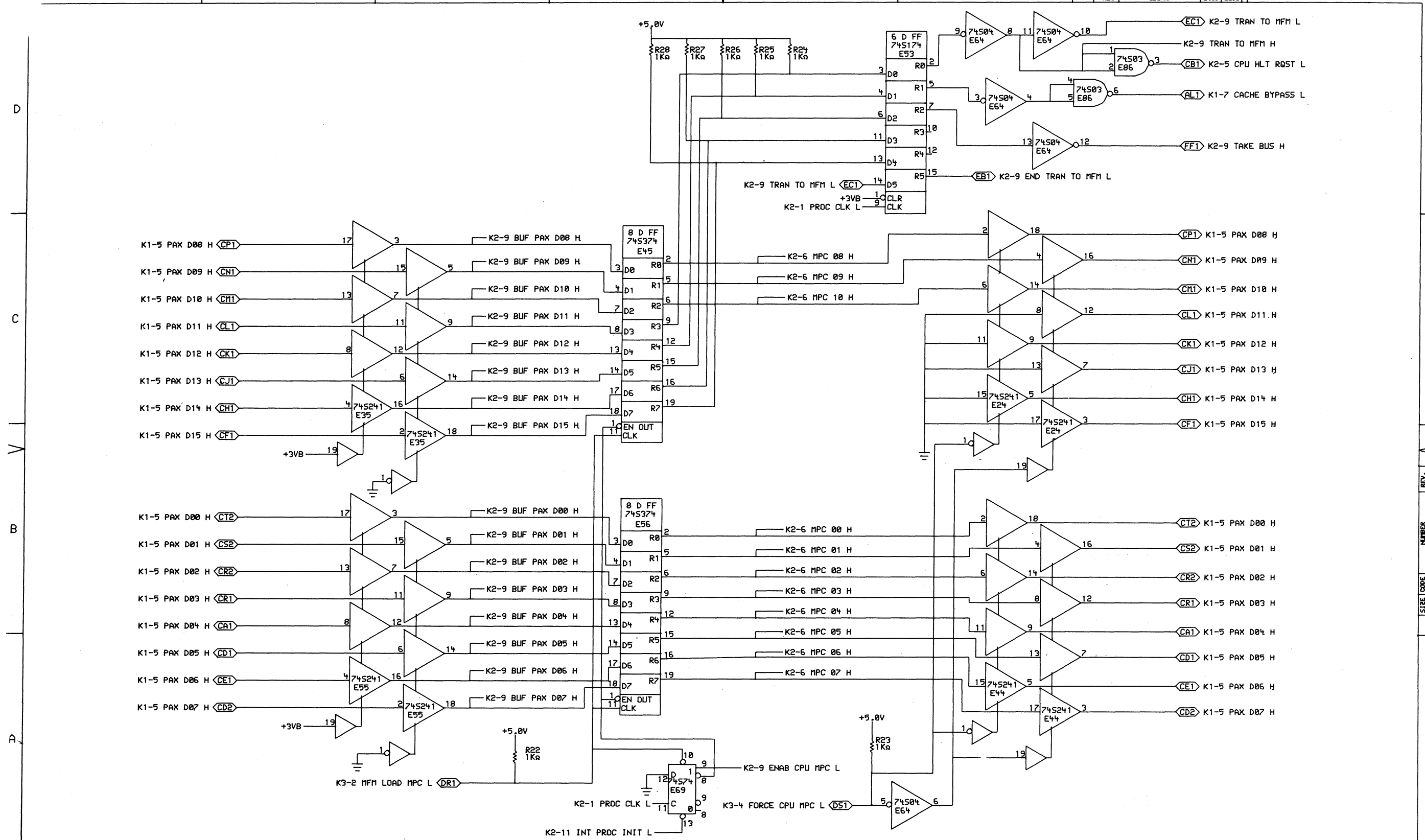
digital	DRW: J. J. J.	DATE: 28 APR 80	ENG: TW	DATE:	TITLE: (K2-7) CONTROL (DATAPATH CONT)
	CHK: D	DATE:	BOARD LOCATION:	SHEET: 7 OF 13	
FIRST USED ON OPTION MODEL: 11/44		NEXT HIGHER ASSEMBLY: B-DD-M7095-0		SIZE CODE: D CS	NUMBER: M7095-0-1
8	7	6	5	4	3

REV. H
NUMBER M7095-0-1
CS
D
B



REVISIONS	
CHK	CHANGE NO. REV

digital *Don J. Zandy* DATE 25-APR-80 ENG. BOARD LOCATION: SHEET 8 OF 13
 TITLE: (K2-8) CONTROL (BUT/ I/D SPACE)
 FIRST USED ON OPTION/MODEL: 11/44 B-DD-M7095-0
 SIZE CODE NUMBER REV.
 D CS M7095-0-1 H



THIS DRAWING AND SPECIFICATIONS ARE THE PROPERTY OF DIGITAL EQUIPMENT CORPORATION AND SHALL NOT BE REPRODUCED OR COPIED OR USED IN WHOLE OR IN PART AS THE BASIS FOR THE MANUFACTURE OR SALE OF ITEMS WITHOUT WRITTEN PERMISSION. COPYRIGHT © 1980, DIGITAL EQUIPMENT CORPORATION.

REVISIONS	
CHK	CHANGE NO. REV

DATE	ENG	DATE	ENG	DATE	ENG	DATE	ENG
28-APR-80							
DATE	BOARD LOCATION	DATE	BOARD LOCATION	DATE	BOARD LOCATION	DATE	BOARD LOCATION

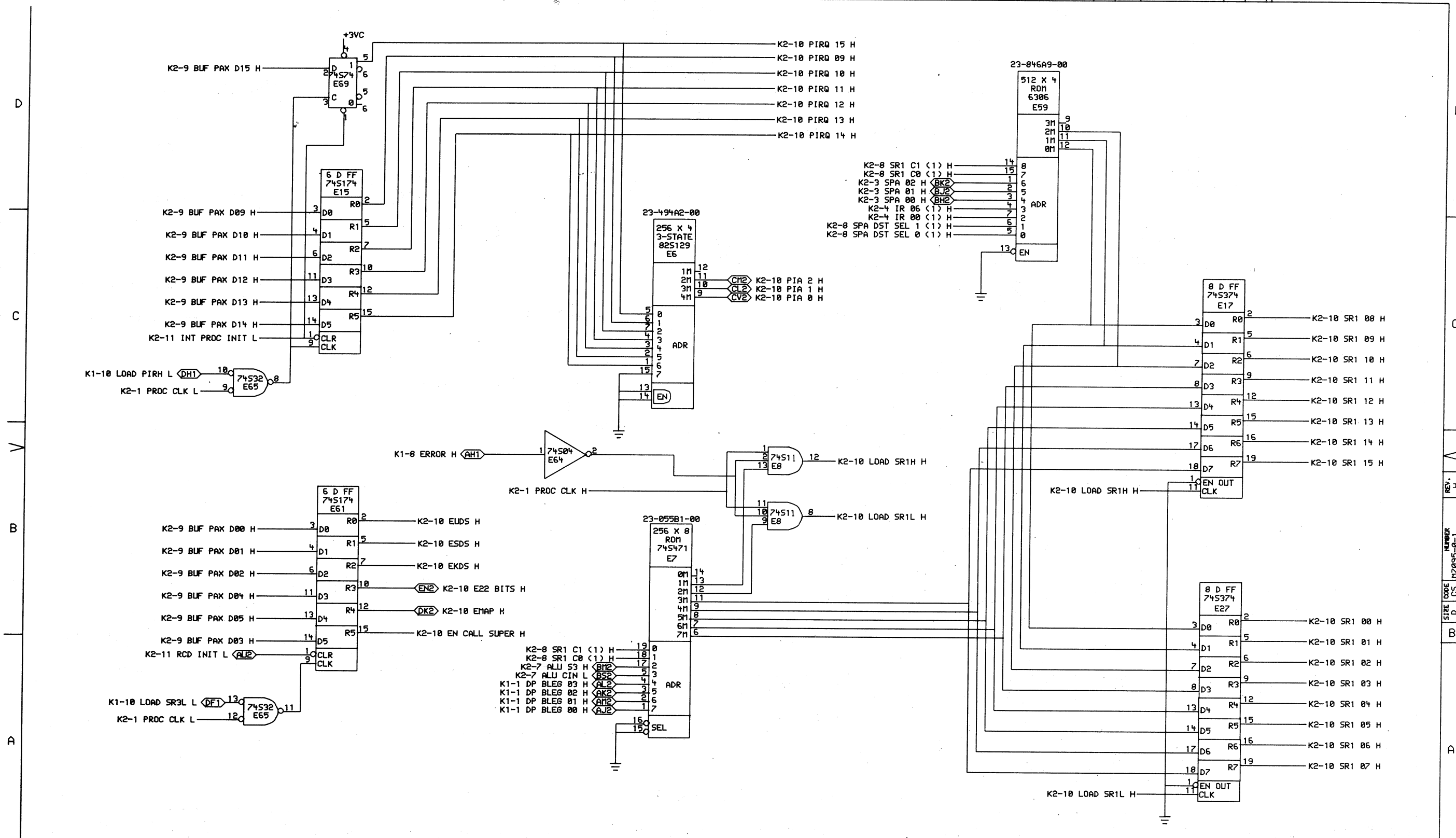
digital

TITLE: (K2-9) CONTROL (PAX DATA INTFR)

160,257 JCTL09E.DRW 125-APR-80 14:41 NEXT HIGHER ASSEMBLY: B-DD-M7095-0

FIRST USED ON OPTION MODEL: 11/44

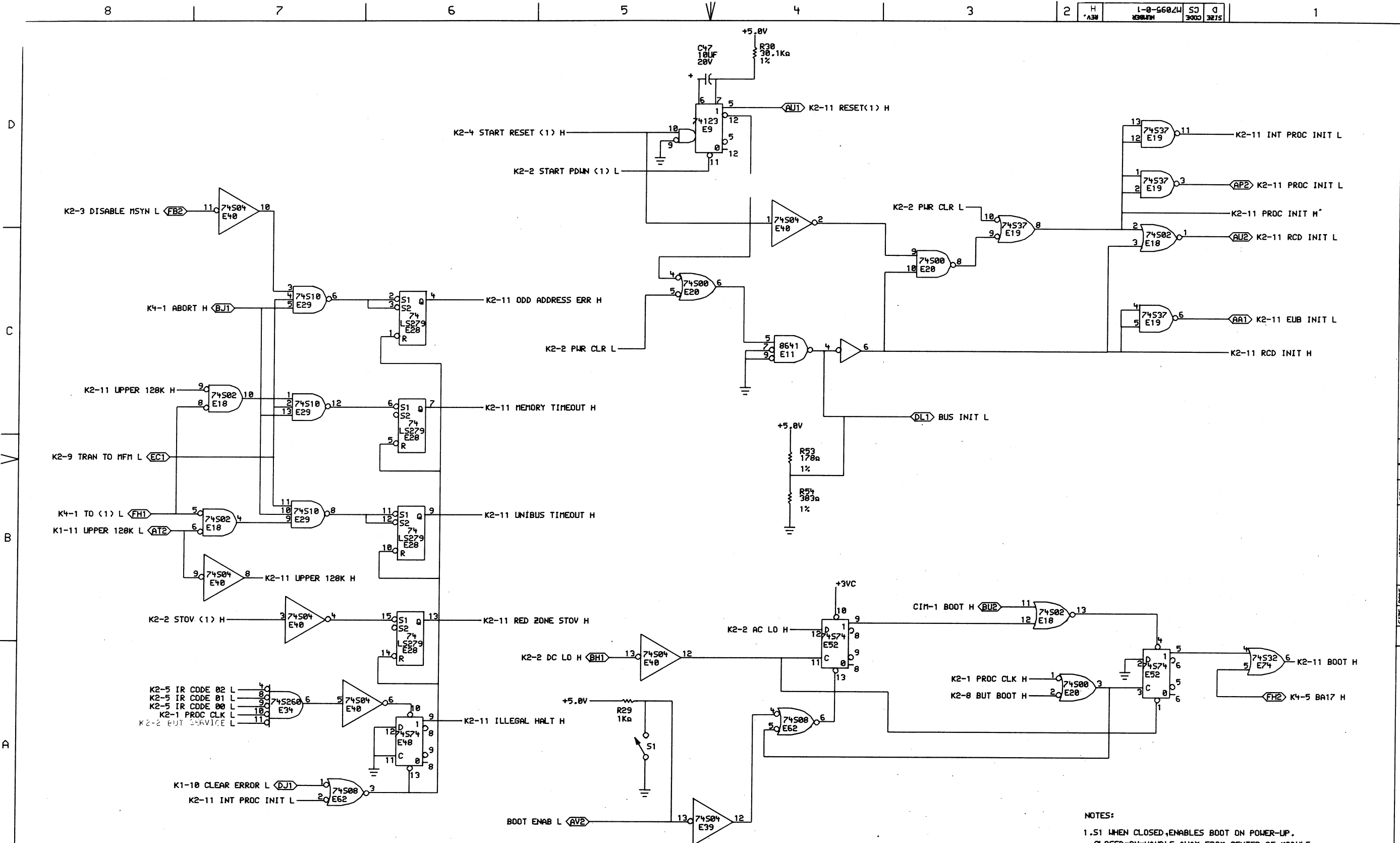
SIZE CODE NUMBER REV. D CS M7095-0-1



THIS DRAWING AND SPECIFICATIONS ARE THE PROPERTY OF DIGITAL EQUIPMENT CORPORATION AND SHALL NOT BE REPRODUCED OR COPIED IN ANY MANNER OR BY ANY MEANS WITHOUT THE WRITTEN PERMISSION OF DIGITAL EQUIPMENT CORPORATION.

REVISIONS	
CHK	CHANGE NO. REV

	DRW. <i>J. J. J.</i>	DATE 25-APR-88	ENG. <i>J. J. J.</i>	DATE	TITLE: (K2-10) CONTROL (PIRQ, SR1, SR3)
	CHK. <i>J. J. J.</i>	DATE	BOARD LOCATION: 10	OF 13	SIZE CODE NUMBER REV. D CS M7095-0-1 H
FIRST USED ON OPTION/MODEL: 11/44		NEXT HIGHER ASSEMBLY: B-DD-M7095-0			

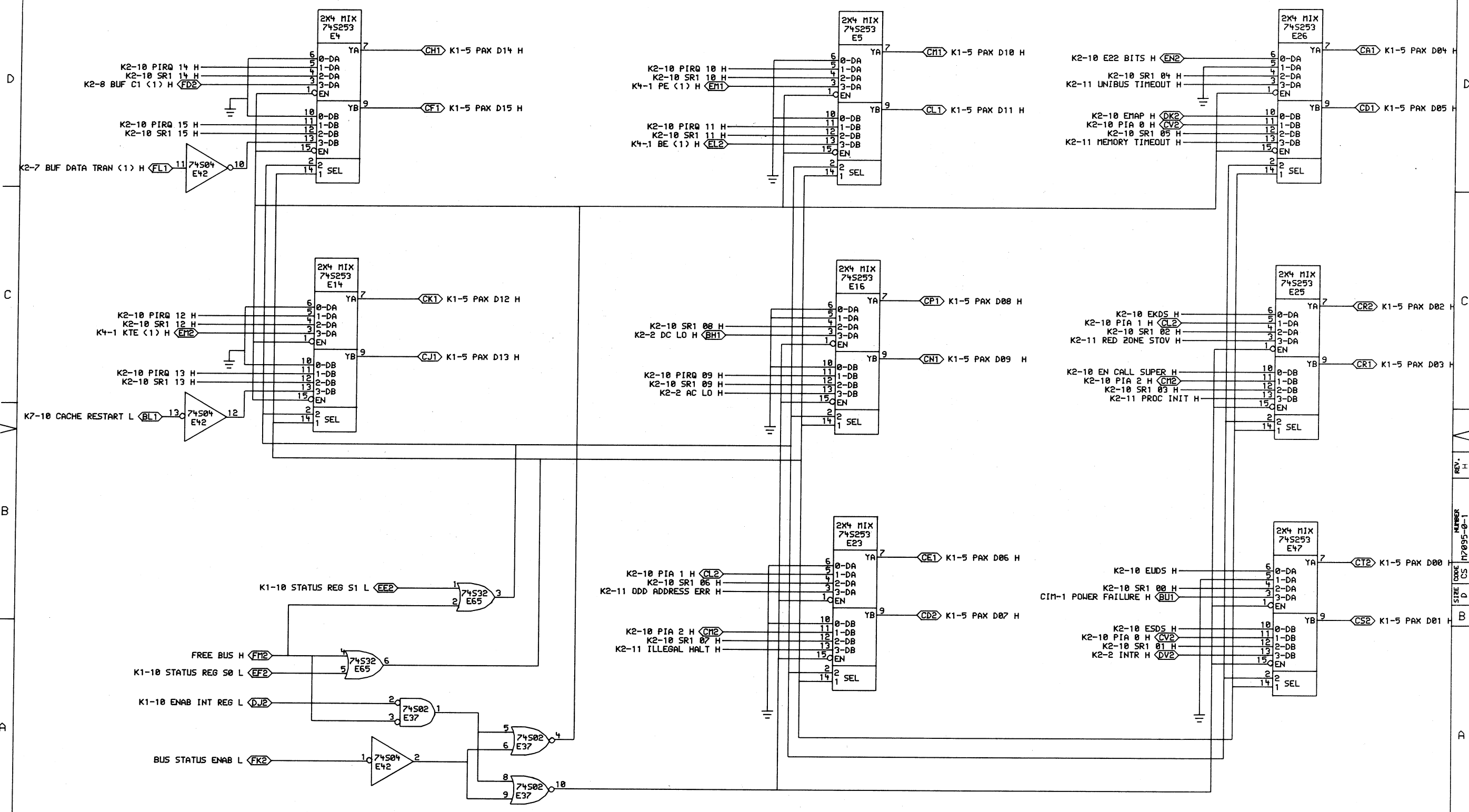


NOTES:
 1. S1 WHEN CLOSED, ENABLES BOOT ON POWER-UP.
 CLOSED=ON=HANDLE AWAY FROM CENTER OF MODULE

REV.	CHG.	NO.	REV.

THIS DRAWING AND SPECIFICATIONS ARE THE PROPERTY OF DIGITAL EQUIPMENT CORPORATION AND SHALL NOT BE REPRODUCED OR COPIED OR USED IN WHOLE OR IN PART AS THE BASIS FOR THE MANUFACTURE OR SALE OF ITEMS WITHOUT WRITTEN PERMISSION. COPYRIGHT © 1988, DIGITAL EQUIPMENT CORPORATION.

digital	DATE: 29-APR-88	ENG.	DATE:	TITLE: (K2-11) CONTROL (CPUERR, INIT, BOOT)
(160,257)CTL11E.DRW	125-APR-88 14:49	DATE:	BOARD LOCATION:	SIZE CODE: D CS
FIRST USED ON OPTION MODEL: 11/44	125-APR-88	DATE:	SHEET: 11 OF 13	NUMBER: M7095-0-1
		DATE:		REV.: H

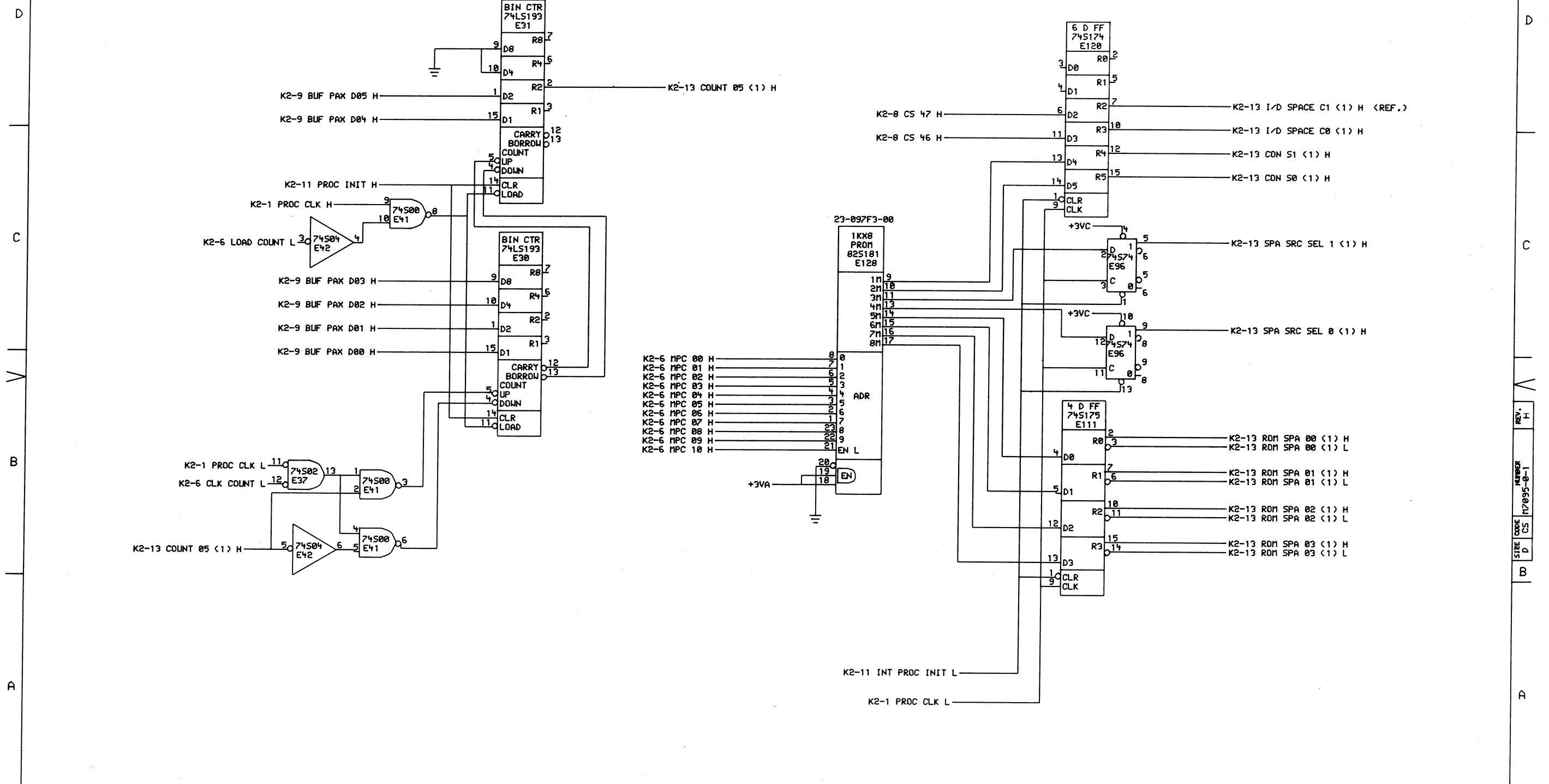


THIS DRAWING AND SPECIFICATIONS ARE THE PROPERTY OF DIGITAL EQUIPMENT CORPORATION AND SHALL NOT BE REPRODUCED OR COPIED OR USED IN WHOLE OR IN PART AS THE BASIS FOR THE MANUFACTURE OR SALE OF ITEMS WITHOUT WRITTEN PERMISSION. COPYRIGHT © 1980, DIGITAL EQUIPMENT CORPORATION.

REVISIONS	
CHK	CHANGE NO. REV

digital *DRW. J. Family* DATE ENG. 25-APR-80 DATE BOARD LOCATION: B-DD-17095-0 SHEET 12 OF 13 TITLE: (K2-12) CONTROL (REGISTER MUXES)

C160,257 JCTL12E.DRW 125-APR-80 14:53 NEXT HIGHER ASSEMBLY: SIZE CODE NUMBER REV. FIRST USED ON OPTION/MODEL: 11/44 B-DD-17095-0 D CS M7095-0-1 H



THIS DRAWING AND SPECIFICATIONS ARE THE PROPERTY OF DIGITAL EQUIPMENT CORPORATION AND SHALL NOT BE REPRODUCED OR COPIED OR USED IN WHOLE OR IN PART AS THE BASIS FOR THE MANUFACTURE OR SALE OF ITEMS WITHOUT WRITTEN PERMISSION. COPYRIGHT © 1980, DIGITAL EQUIPMENT CORPORATION.

REVISIONS	
CHK	CHANGE NO. REV

digital	DRW. <i>S. Leahy</i>	DATE	ENG.	DATE	TITLE: (K2-13) CONTROL (EIS CNTR, ROM SPA)
	CHK'D.	28-APR-80			
[160,257]JCTL13E.DRW		125-APR-80 14:57	NEXT HIGHER ASSEMBLY:	SIZE CODE	NUMBER
FIRST USED ON OPTION/MODEL: 11/44		B-DD-M7095-0		D CS	M7095-0-1
					REV. H

LINE	ITEM	DOCUMENT NUMBER	PART NUMBER	DESCRIPTION	QTY	PER VARIATION	REFERENCE DESIGNATOR
					00		
1	1		5013573-00	PRINTED CIRCUIT BOARD FOR KD11-Z	1		
2	2		1000076-00	39 MFD 10V 10% S.TANT	6		C1-C6
3	3		1001610-00	.01 MFD 50V +80-20% 25U CER	2		C48,C52
4	4		1004812-00	15 MFD 20V 10% S.TANT	1		C43
5	5		1004813-00	10 MFD 20V 10% S.TANT	1		C47
6	6		1009964-00	.68 MFD 35V 10% S.TANT	2		C44,C45
7	7		1012121-00	220.0 MMF 100V 1%200PPM MICA	1		C46
8	8		1012784-00	.047 MFD 50V +80-20% CER	36		C7-C42
9	9		1210209-00	SW,TOG,SPDT,.01A@6V,ON/ON,SUBMIN	1		S1
10	10		1210711-02	/REPLACED BY 12-16988-02	1		
11	11		1215006-02	SOCKET 16PIN IC LOW PROFILE	9		XE6,XE43,XE54,XE67,XE68,XE92, CONT XE103,XE104,XE59
12	12		1215006-03	SOCKET 18PIN IC LOW PROFILE	2		XE108,XE88
13	13		1215006-04	SOCKET 20PIN IC LOW PROFILE	2		XE46,XE7
14	14		1215006-06	SOCKET 24PIN IC LOW PROFILE	7		XE122-XE128
15	15		1215006-07	SOCKET 28PIN IC LOW PROFILE	4		XE99,XE100,XE115,XE116
16	16		1300005-04	R NETWORK 15-470 5.0 % 16PIN	1		E107
17	17		1300316-00	470.0 .25 W 5.0 % CC	16		R14,R15,R17-R21,R31,R35,R37,R75, CONT R76,R33,R77,R79,R80
18	18		1300365-00	1.0 K .25 W 5.0 % CC	18		R1,R2,R12,R16,R24-R29,R32,R34, CONT R36,R38,R50,R5,R23,R22
19	19		1302411-00	511.0 .25 W 1.0 % RN55D-F10	1		R4
20	20		1303312-00	10.0 K .25 W 1.0 % RN55D-F10	1		R10
21	21		1304863-00	316.0 .25 W 1.0 % RN55D-F10	1		R3
22	22		1305125-00	383.0 .25 W 1.0 % RN55D-F10	3		R51,R52,R54
23	23		1311594-00	30.10 K .25 W 1.0 % RN55D-F10	3		R9,R11,R30
24	24		1313583-00	150.0 .25 W 1.0 % RN55D-F10	2		R13,R78
25	25		1612463-01	DELAY= 130NS,10TAPS 14PIN DIP	1		E3
26	26		1905587-00	DEC 7473 FF-JK DUAL,MASTER SL	2		E49,E51
27	27		1910436-00	DEC 74123 ONE SHOT-DUAL,RETRIG	2		E9,E10

REVISION HISTORY			BASIC PART NO: M7095		DRN: K.FRIEDGEN		DATE: 26-JUN-79		D I G I T A L	
ENG	ECO NUMBER	REV	SECTION A OF A		CHK'D: E.GERRY		DATE: 21-FEB-79		TITLE PARTS LIST	
---	INITIAL	A	SECTION VARIATION INDEX		E.GERRY		DATE: 21-FEB-79		KD11-Z CONTROL MODULE	
R.D	TW001	B	[A] 00							
R.D	TW001	B	[B]							
R.D	TW002	C	[C]		DES.ENG: R.DAY		DATE: 21-FEB-79			
RN	M7095-TW003	D	[D]							
BG	M7095-TW004	E	[E]						DOCUMENT NUMBER	
MP	M7095-TW005	F	[F]		RESP.ENG.: R.DAY		DATE: 27-JUN-79			
B A	TW006 <i>WJA</i>	H	[H]						SIZE CODE NUMBER REV	
			[J]							
			[K]		MFG.ENG.: J.COMELLA		DATE: 27-JUN-79		K PL M7095-0-DBP H	
			[L]							
			[M]		ASSEMBLY NUMBER:		TOP DOCUMENT NUMBER:		FILE NAME: EDIT #	
			[N]		D-UA-M7095-0-0				Z0398.PLS 39	

"THIS DRAWING AND SPECIFICATIONS HEREIN, ARE THE PROPERTY OF DIGITAL EQUIPMENT CORPORATION AND SHALL NOT BE REPRODUCED OR COPIED OR USED IN WHOLE OR IN PART AS THE BASIS FOR THE MANUFACTURE OR SALE OF ITEMS WITHOUT WRITTEN PERMISSION. COPYRIGHT (C) 1980, DIGITAL EQUIPMENT CORPORATION"

LINE	ITEM	DOCUMENT NUMBER	PART NUMBER	DESCRIPTION	QTY PER VARIATION 00	REFERENCE DESIGNATOR
28	28		1910532-00	74S00 NAND GATE-QUAD 2IN	6	E20,E38,E41,E73,E82,E90
29	29		1910533-00	74S03 NAND GATE-QUAD 2IN,0	5	E32,E86,E101,E102,E109
30	30		1910534-00	74S04 INVERTER GATE-HEX 1I	6	E2,E39,E40,E42,E64,E79
31	31		1910535-00	74S05 INVERTER GATE-HEX 1	2	E97,E113
32	32		1910536-00	74S10 NAND GATE-TRIPLE 3IN	4	E21,E29,E33,E71
33	33		1910539-00	74S20 NAND GATE-DUAL 4INPU	4	E80,E83,E85,E94
34	34		1910544-00	74S74 FF-D DUAL,EDGE TRIGG	4	E48,E52,E69,E96
35	35		1910547-00	74S153 MUX 1 OF 4 (DUAL)	3	E70,E72,E84
36	36		1910548-00	74S157 MUX 1 OF 2 (QUAD)	1	E81
37	37		1910550-00	74S174 FF-D HEX	14	E25,E36,E53,E58,E61,E76,E78, CONT E106,E110,E114,E117-E120
38	38		1910878-00	7427 NOR GATE-TRIPLE 3IN	2	E91,E98
39	39		1910957-00	74S175 FF-D QUAD COMMON CLO	3	E60,E87,E111
40	40		1911469-00	DEC 8640 RECEIVER,BUS,QUAD,U	1	E89
41	41		1911579-00	8641 TRANSCEIVER,BUS,QUA	1	E11
42	42		1911675-00	74S138 DECODER/DEMUX 3-8 LIN	1	E77
43	43		1911712-00	74S51 AND-OR GATE-INVERT D	1	E13
44	44		1912388-00	74S02 NOR GATE-QUAD 2IN,PO	5	E18,E37,E50,E57,E63
45	45		1912389-00	74S08 AND GATE-QUAD 2IN,PO	4	E12,E62,E75,E95
46	46		1912660-00	74S253 MUX 1 OF 4 (DUAL)	8	E4,E5,E14,E16,E23,E25,E26,E47
47	47		1912746-00	DEC 74S37 NAND GATE-QUAD 2IN	3	E1,E19,E22
48	48		1912854-00	LS193 COUNTER,SYNCHR,4BIT,	2	E30,E31
49	49		1912864-00	LS279 LATCH,QUAD-S-R	1	E28
50	50		1913340-00	74S32 OR GATE-QUAD 2IN	3	E65,E74,E93
51	51		1913462-00	74S240 OCTAL BUFFER,INVERTI	2	E66,E121
52	52		1913493-00	74S241 OCTAL BUFFER,TRI-STA	4	E24,E35,E44,E55
53	53		1913671-00	74S374 FF-D OCTAL TRISTATE	4	E17,E27,E45,E56
54	54		1914085-00	74S260 NOR GATE-DUAL,POS	1	E34
55	55		23259A1-00	A1-07	1	E54
56	56		23258A1-00	A1-07	1	E67
57	57		23257A1-00	A1-07	1	E68
58	58		23260A1-00	A1-07	1	E103
59	59		23494A2-00	A2-05	1	E6
60	60		23568A2-00	A2-05	1	E43
61	61		23163A2-00	A2-05	1	E92
62	62		23493A2-00	A2-05	1	E104
63	63		9000024-01	EYELET, ROLLED FLANGE, .121 OD X	12	
64	64		23846A9-00	A9-01	1	E59
65	65		23055B1-00	B1-01	1	E7
66	66		23046B1-00	B1-01	1	E46
67	67		23051C6-00	C6-01	1	E99
68	68		23030C6-00	C6-02	1	E100
69	69		23053C6-00	C6-02	1	E115
70	70		23028C6-00	C6-02	1	E116
71	71		23450F1-00	F1-01	1	E88
72	72		23449F1-00	F1-01	1	E108
73	73		23092F3-00	F3-03	1	E122
74	74		23093F3-00	F3-03	1	E123

! D ! I ! G ! I ! T ! A ! L !	! TITLE	! SECTION A OF A	! SIZE ! CODE !	! DOCUMENT NUMBER	! REV !
! ! ! ! ! ! ! !	! KD11-Z CONTROL MODULE	! ! ! ! ! ! ! !	! K ! PL !	! M7095-0-DBP	! H !

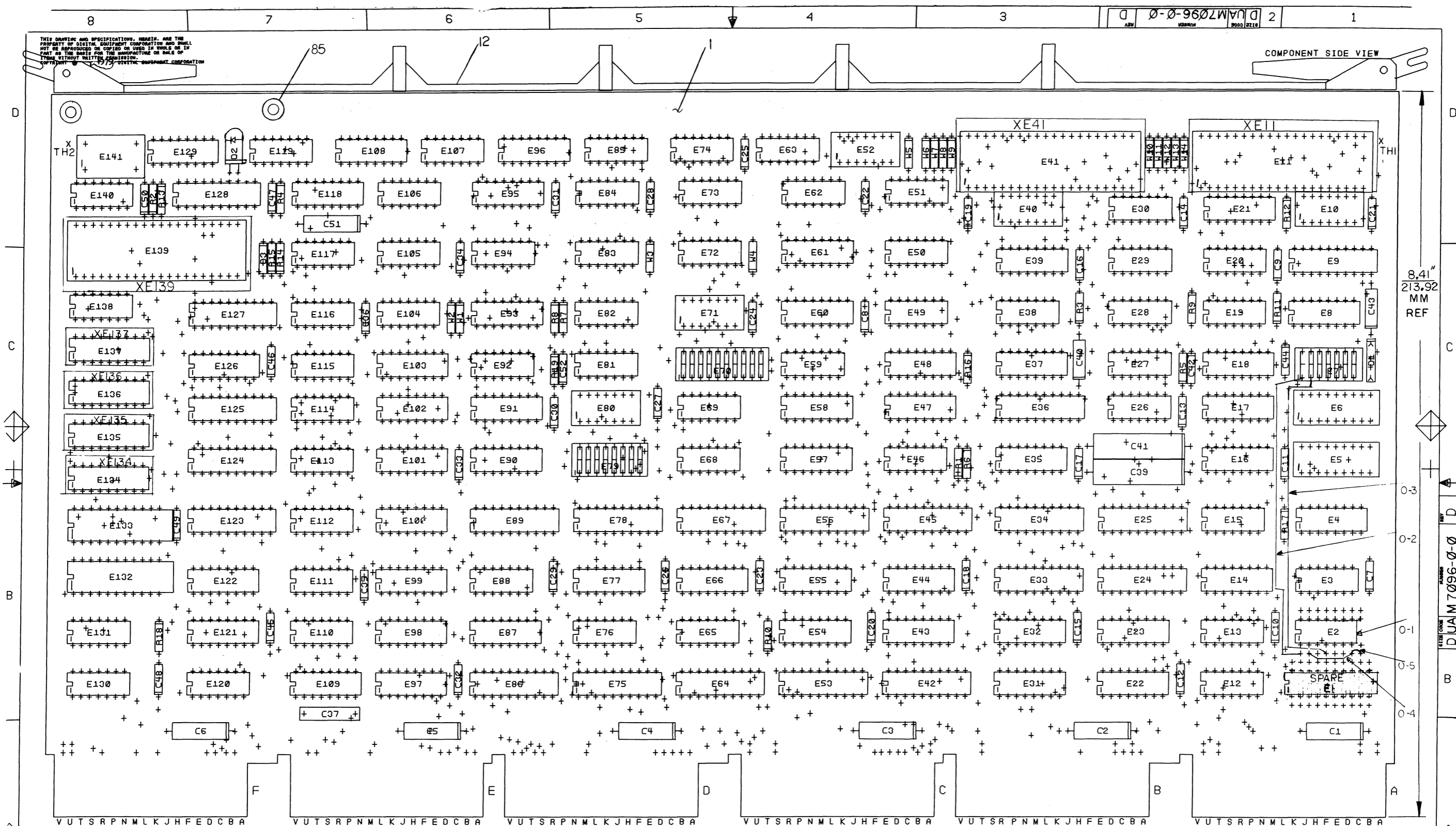
LINE ITEM	DOCUMENT NUMBER	PART NUMBER	DESCRIPTION	QTY PER VARIATION 00	REFERENCE DESIGNATOR
75	75	23094F3-00	F3-03	1	E124
76	76	23064F3-00	F3-03	1	E125
77	77	23095F3-00	F3-03	1	E126
78	78	23096F3-00	F3-03	1	E127
79	79	23097F3-00	F3-03	1	E128
80	81	1311422-00	178.0 .25 W 1.0 % RN55D-F10	1	R53
81	82	1000016-00	100.0 MMF 100V 5%200PPM MICA	1	C49
82	83	9105740-55	WIRE(WRAP)30AWG UL1423	7	
83	84	1910537-00	74S11 AND GATE-TRIPLE 3INP	1	E8

84 NOTE: (ITEM 83) LENGTH IS IN FEET.

D	I	G	I	T	A	L	TITLE	SECTION A OF A	SIZE	CODE	DOCUMENT NUMBER	REV
							KD11-Z CONTROL MODULE		K	FL	M7095-0-DBP	H

THIS DRAWING AND SPECIFICATIONS, HEREIN, ARE THE PROPERTY OF DIGITAL EQUIPMENT CORPORATION AND SHALL NOT BE REPRODUCED OR COPIED OR USED IN WHOLE OR IN PART AS THE BASIS FOR THE MANUFACTURE OR SALE OF ANYTHING WITHOUT WRITTEN PERMISSION.
 © 1975 DIGITAL EQUIPMENT CORPORATION

COMPONENT SIDE VIEW



8.41"
213.92
MM
REF

D U A M 7 0 9 6 - 0 - 0

NOTES: 1, W4-W8, W11-W14 ARE NOT INSTALLED

STEP	↑ Y AXIS	0	STEP	0	TIMES
REPEAT	→ X AXIS	0	STEP	0	TIMES

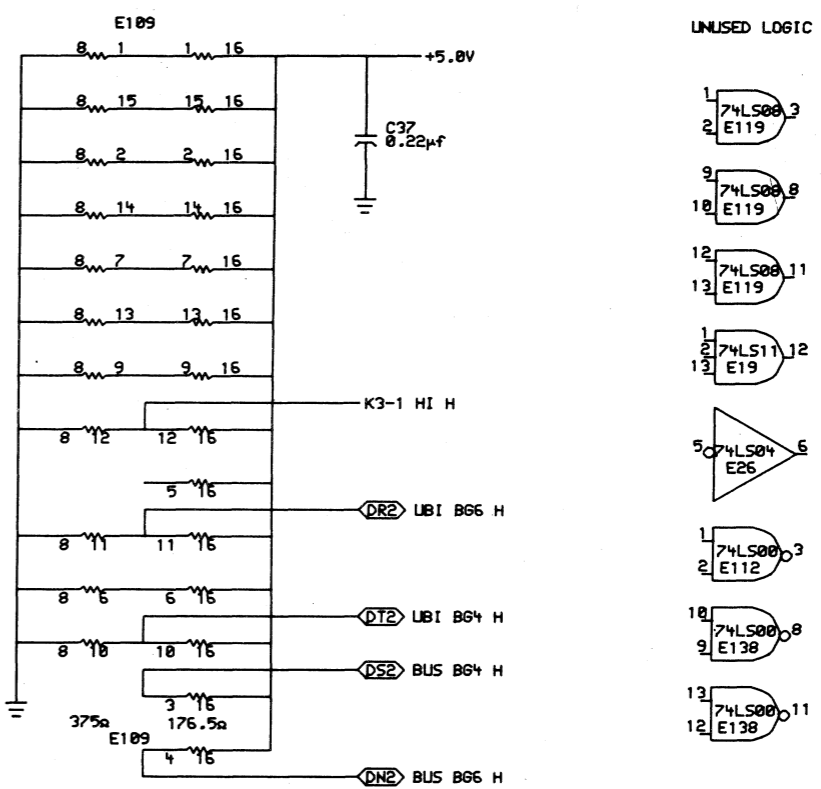
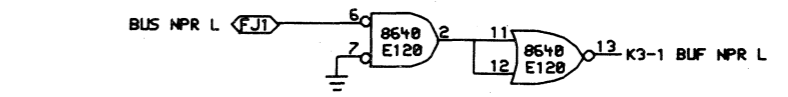
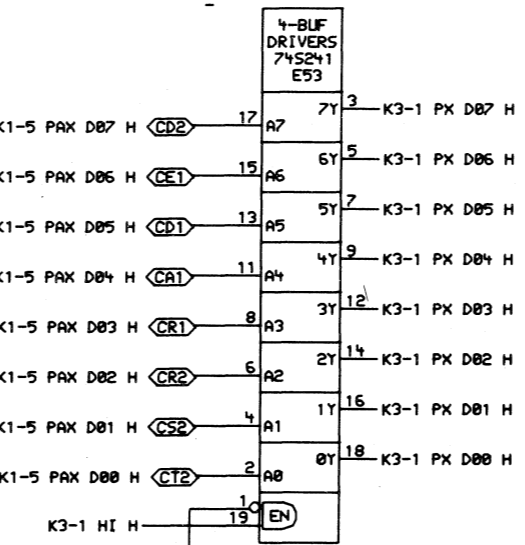
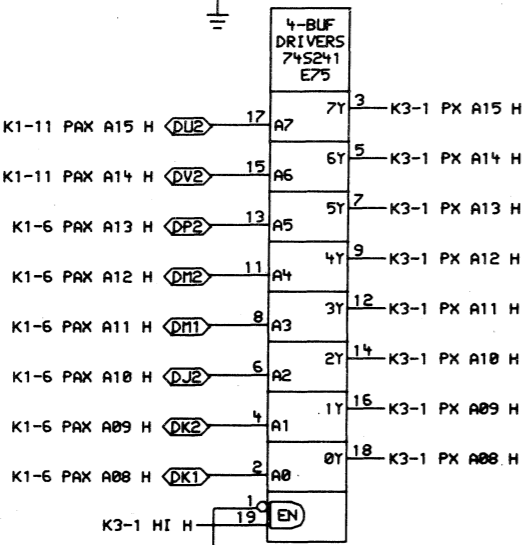
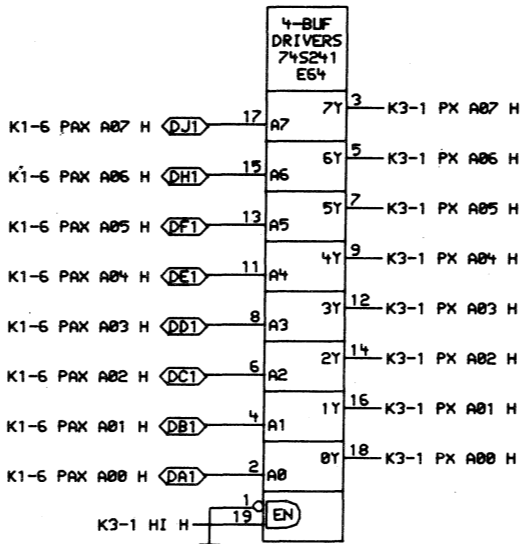
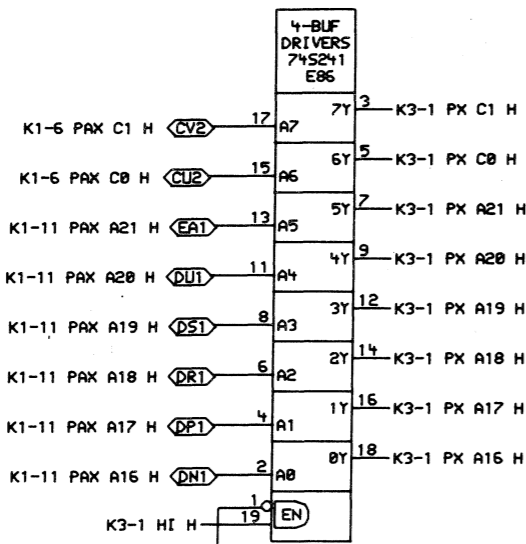
CHK	CHANGE NO	REV	DATE
C	1	1	1/15/75
M7096-0-0-0		1	1/15/75
RELEASED		1	1/15/75

ETCH REV.	C-PI
-----------	------

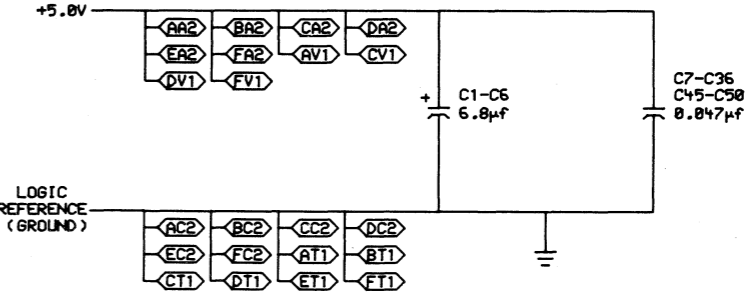
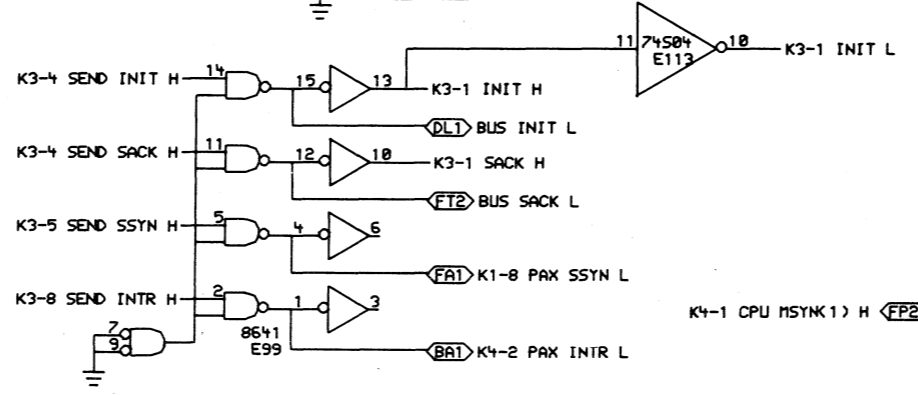
SIGNATURES	DATE
DRN. <i>C. J. ...</i>	1/15/75
CHK'D. <i>...</i>	1/15/75
MECH. ENG. <i>...</i>	1/15/75
PROJ. ENG. <i>...</i>	1/15/75
PROD. <i>...</i>	1/15/75
SCALE	2:1
SHT.	OF 2
NEXT HIGHER ASSY. B-DD-M7096-0	

digital	
TITLE	KDII-Z
MULTI-FUNCTION	
SIZE	CODE NUMBER
D	U A M 7 0 9 6 - 0 - 0 D
REV	D

TU 1 MS#171920



NOTE: SEE PAGES K3-5, K3-8, AND K3-10 FOR JUMPER AND SWITCH DEFINITIONS

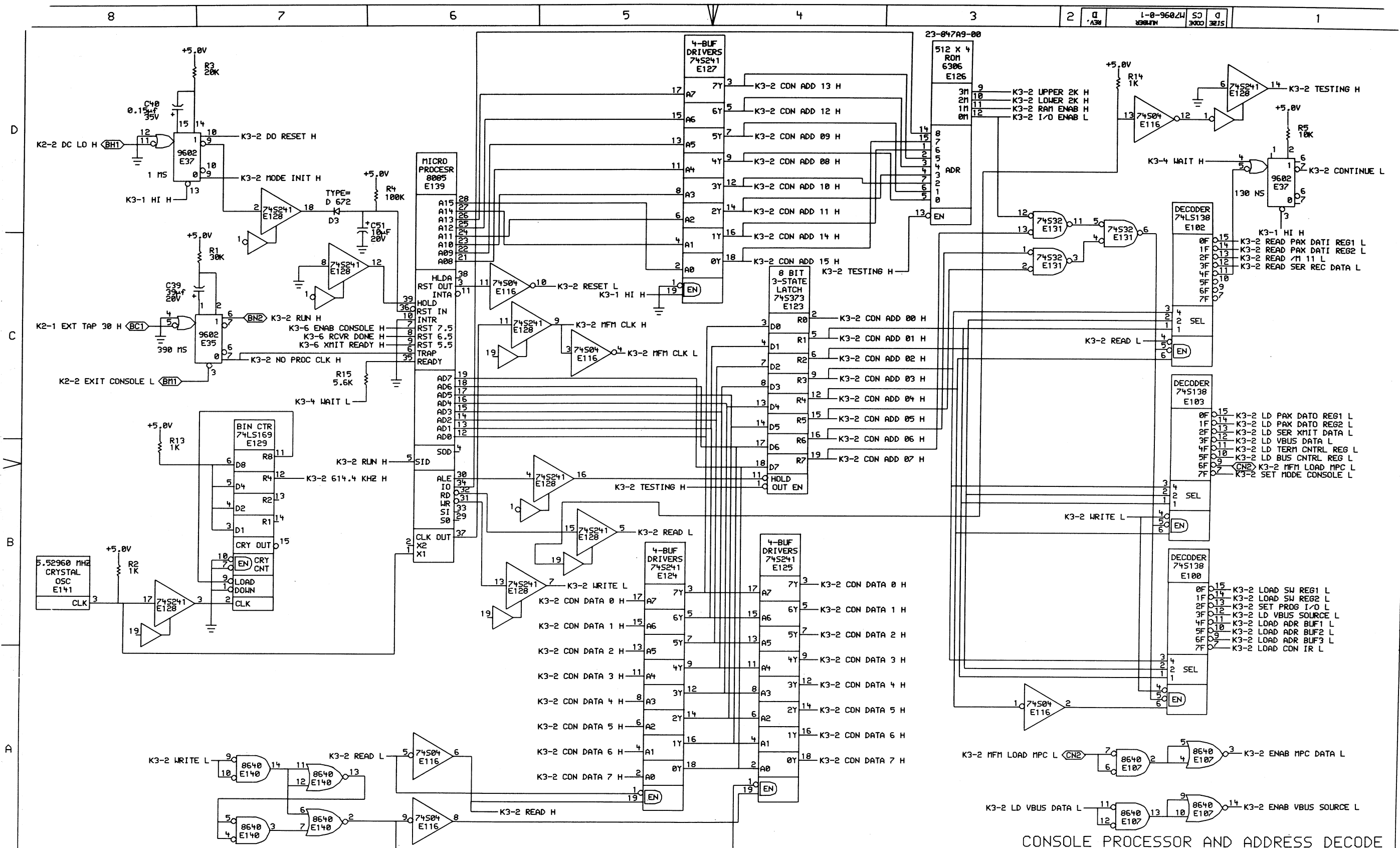


PAX BUS RECEIVERS, BUS CONTROL INTERFACE

THIS DRAWING AND SPECIFICATIONS ARE THE PROPERTY OF DIGITAL EQUIPMENT CORPORATION AND SHALL NOT BE REPRODUCED OR COPIED OR USED IN WHOLE OR IN PART AS THE BASIS FOR THE MANUFACTURE OR SALE OF ITEMS WITHOUT WRITTEN PERMISSION. COPYRIGHT © 1979, DIGITAL EQUIPMENT CORPORATION.

REVISIONS		
CHK	CHANGE NO.	REV

digital	DATE	ENG.	DATE	TITLE:
	17-OCT-79	B. Gist	17-MAR-80	(K3-1) MULTI-FUNCTION MODULE
1168.252	DATE	BOARD LOCATION:	SHEET	1 OF 10
17-OCT-79 10:28	DATE	NEXT HIGHER ASSEMBLY:	SIZE	CODE
		B-DD-M7096-0	D	CS
FIRST USED ON OPTION MODEL:	11/44		NUMBER	M7096-0-1
			REV.	D

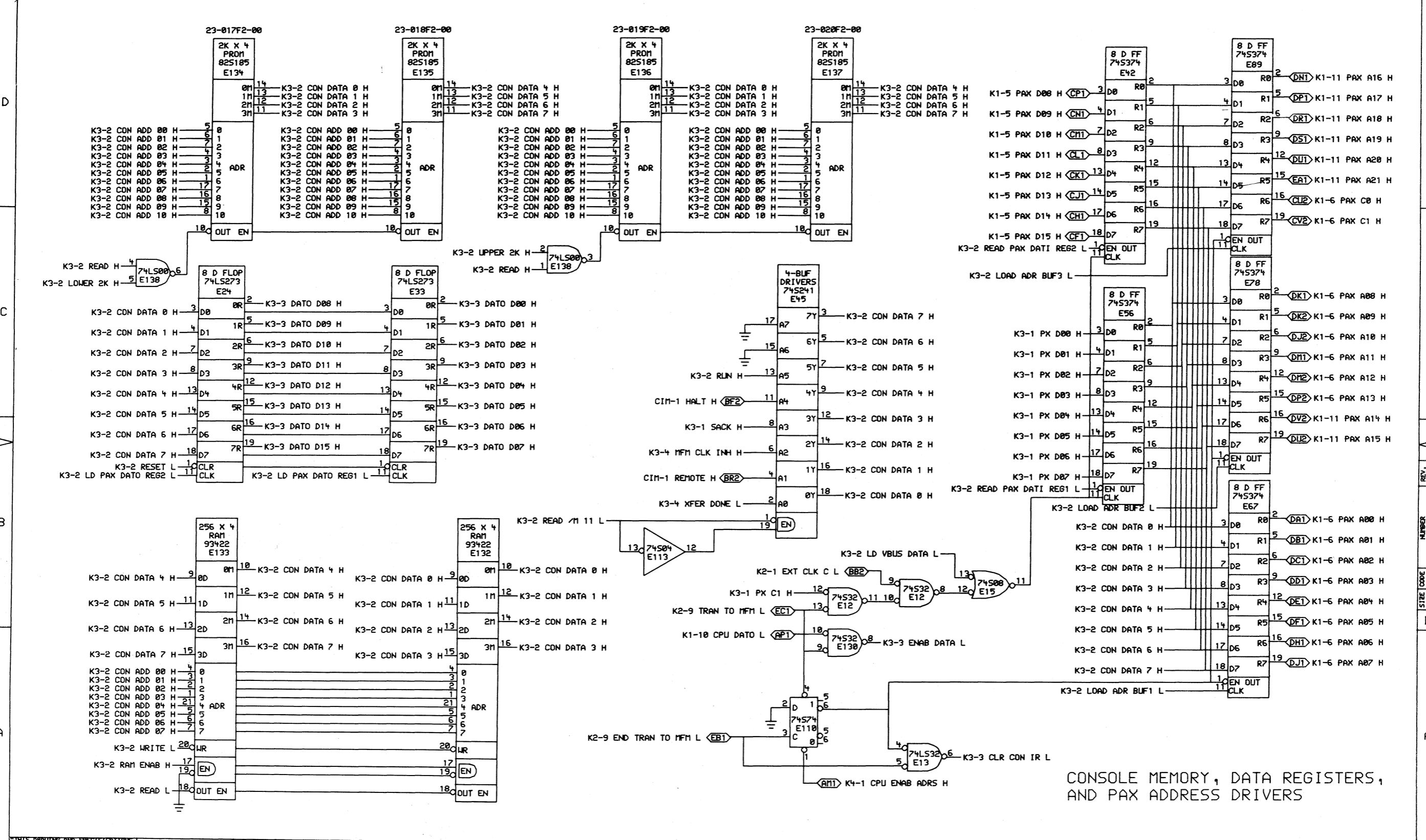


CONSOLE PROCESSOR AND ADDRESS DECODE

THIS DRAWING AND SPECIFICATIONS HEREIN ARE THE PROPERTY OF DIGITAL EQUIPMENT CORPORATION AND SHALL NOT BE REPRODUCED OR COPIED OR USED IN WHOLE OR IN PART AS THE BASIS FOR THE MANUFACTURE OR SALE OF ITEMS WITHOUT WRITTEN PERMISSION. COPYRIGHT © 1979, DIGITAL EQUIPMENT CORPORATION.

REVISIONS	
CHK	CHANGE NO. REV

digital	DRN: <i>J. Lamb</i>	DATE: 30-OCT-79	ENG: []	DATE: []	TITLE: (K3-2) MULTI-FUNCTION MODULE
	CHK'D: []	DATE: []	BOARD LOCATION: []	SHEET: 2 OF 10	SIZE: D
FIRST USED ON OPTION MODEL: 11/44		NEXT HIGHER ASSEMBLY: B-DD-M7096-0		CODE: CS	NUMBER: M7096-0-1
					REV. D

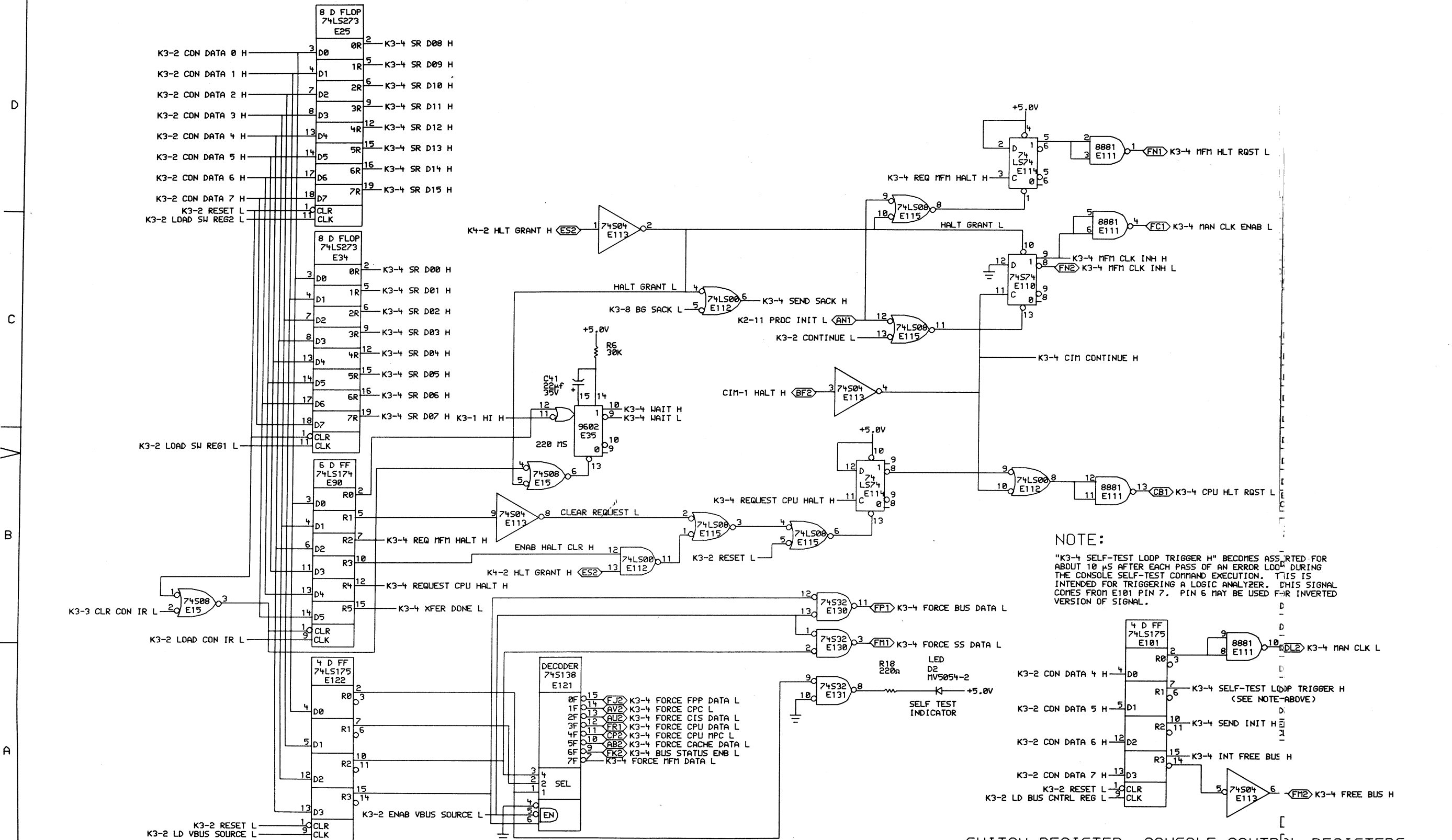


CONSOLE MEMORY, DATA REGISTERS, AND PAX ADDRESS DRIVERS

THIS DRAWING AND SPECIFICATIONS HEREIN ARE THE PROPERTY OF DIGITAL EQUIPMENT CORPORATION AND SHALL NOT BE REPRODUCED OR COPIED OR USED IN WHOLE OR IN PART AS THE BASIS FOR THE MANUFACTURE OR SALE OF ITEMS WITHOUT WRITTEN PERMISSION. COPYRIGHT © 1979, DIGITAL EQUIPMENT CORPORATION.

REVISIONS	
CHK	CHANGE NO. REV

	DATE: 28-OCT-79	ENG: [Signature]	DATE: [Blank]	TITLE: (K3-3) MULTI-FUNCTION MODULE
	DATE: 17-OCT-79 18:29	BOARD LOCATION: [Blank]	SHEET: 3 OF 10	SIZE CODE: D CS
FIRST USED ON OPTION/MODEL: 11/44		NEXT HIGHER ASSEMBLY: B-DD-M7096-0		NUMBER: M7096-0-1
				REV. D



NOTE:
 "K3-4 SELF-TEST LOOP TRIGGER H" BECOMES ASSERTED FOR ABOUT 10 μS AFTER EACH PASS OF AN ERROR LOGIC DURING THE CONSOLE SELF-TEST COMMAND EXECUTION. THIS IS INTENDED FOR TRIGGERING A LOGIC ANALYZER. THIS SIGNAL COMES FROM E101 PIN 7. PIN 6 MAY BE USED FOR INVERTED VERSION OF SIGNAL.

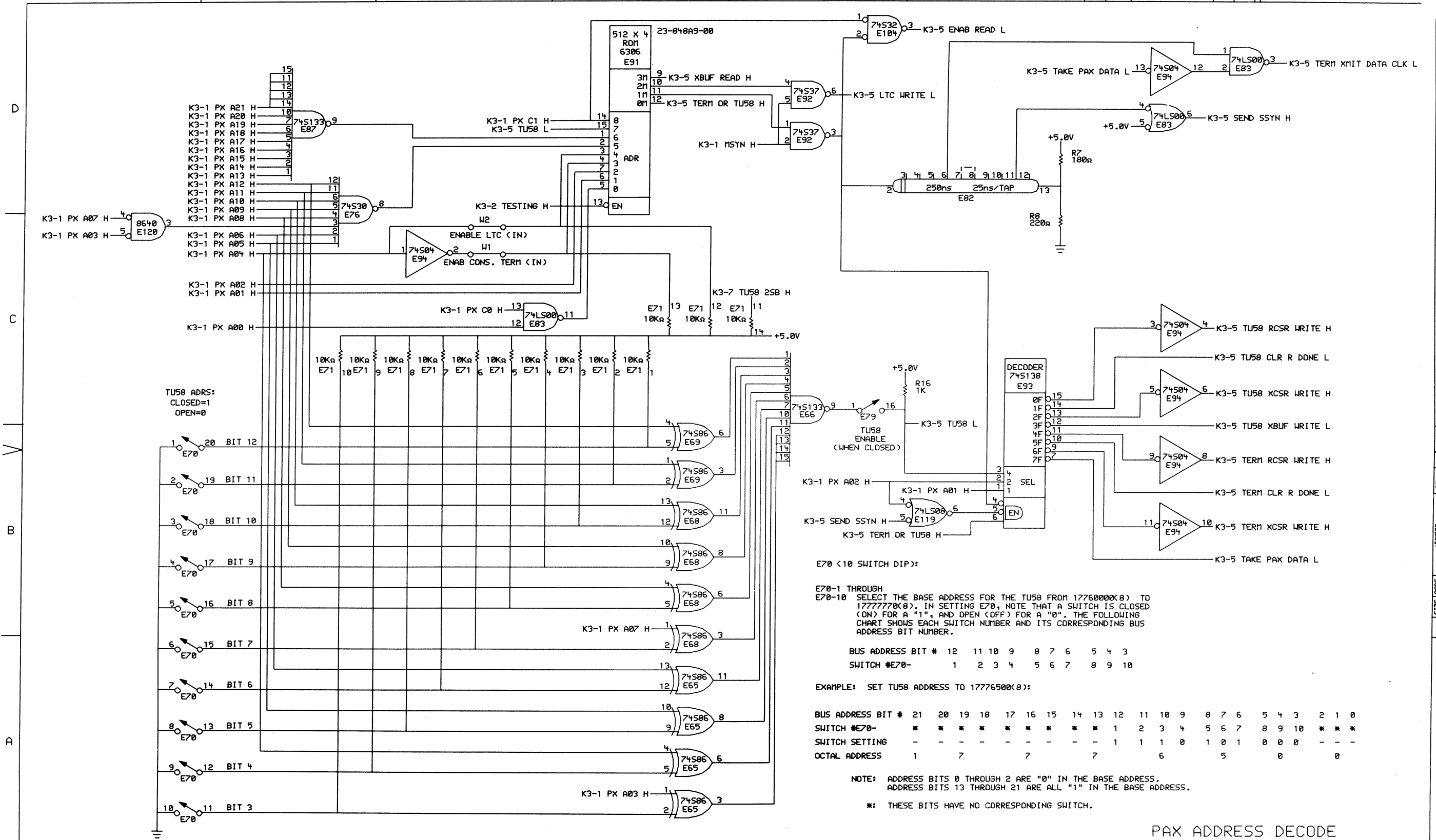
SWITCH REGISTER, CONSOLE CONTROL REGISTERS

THIS DRAWING AND SPECIFICATIONS ARE THE PROPERTY OF DIGITAL EQUIPMENT CORPORATION AND SHALL NOT BE REPRODUCED OR COPIED OR USED IN WHOLE OR IN PART AS THE BASIS FOR THE MANUFACTURE OR SALE OF ITEMS WITHOUT WRITTEN PERMISSION. COPYRIGHT © 1979, DIGITAL EQUIPMENT CORPORATION.

REV.	CHG	CHANGE NO.	REV
1			

REV.	CHG	CHANGE NO.	REV
1			

digital	DATE: 30-OCT-79	ENG: [Signature]	DATE: [Blank]	TITLE: (K3-4) MULTI-FUNCTION MODULE
C160,257 JMFMD.DRW	17-OCT-79 10:30	NEXT HIGHER ASSEMBLY: B-DD-M7096-0	SIZE: D	CODE: C
FIRST USED ON OPTION MODEL: 11/44			NUMBER: M7096-0-1	REV. D



TU58 ADRS:
CLOSED=1
OPEN=0

E70 <10 SWITCH DIP>:

E70-1 THROUGH
E70-10 SELECT THE BASE ADDRESS FOR THE TU58 FROM 1776000(8) TO
177777(8). IN SETTING E70, NOTE THAT A SWITCH IS CLOSED
(ON) FOR A "1", AND OPEN (OFF) FOR A "0". THE FOLLOWING
CHART SHOWS EACH SWITCH NUMBER AND ITS CORRESPONDING BUS
ADDRESS BIT NUMBER.

BUS ADDRESS BIT #	12	11	10	9	8	7	6	5	4	3
SWITCH #E70-	1	2	3	4	5	6	7	8	9	10

EXAMPLE: SET TU58 ADDRESS TO 17776500(8):

BUS ADDRESS BIT #	21	20	19	18	17	16	15	14	13	12	11	10	9	8	7	6	5	4	3	2	1	0
SWITCH #E70-	*	*	*	*	*	*	*	*	*	1	2	3	4	5	6	7	8	9	10	*	*	*
SWITCH SETTING	-	-	-	-	-	-	-	-	-	1	1	1	0	1	0	1	0	0	0	-	-	-
OCTAL ADDRESS	1	7		7		7		6		5		0		0								

NOTE: ADDRESS BITS 0 THROUGH 2 ARE "0" IN THE BASE ADDRESS.
ADDRESS BITS 13 THROUGH 21 ARE ALL "1" IN THE BASE ADDRESS.

*: THESE BITS HAVE NO CORRESPONDING SWITCH.

PAX ADDRESS DECODE

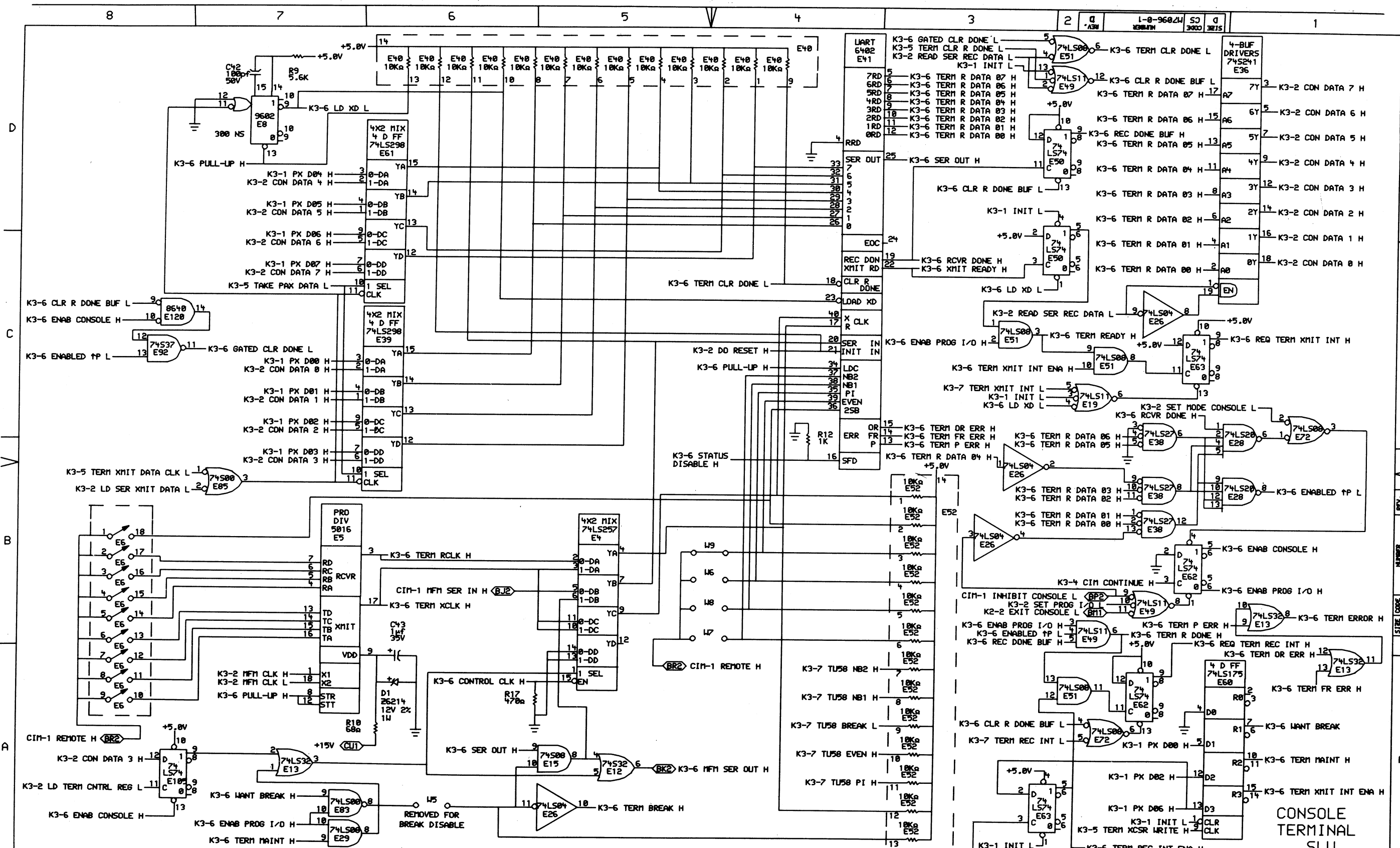
THIS DRAWING AND SPECIFICATIONS
HEREIN ARE THE PROPERTY OF
DIGITAL EQUIPMENT CORPORATION AND
SHALL NOT BE REPRODUCED OR COPIED
OR USED IN WHOLE OR IN PART AS
THE BASIS FOR THE MANUFACTURE OR
SALE OF ITEMS WITHOUT WRITTEN
PERMISSION. COPYRIGHT © 1979
DIGITAL EQUIPMENT CORPORATION.

REVISIONS		
CHK	CHANGE NO.	REV

digital DRW: J. J. J. DATE: 28-OCT-79 ENG. DATE: TITLE: (K3-5) MULTI-FUNCTION MODULE

160,257 JMF15D.DRW 17-OCT-79 10:32 NEXT HIGHER ASSEMBLY: SHEET 5 OF 10 SIZE CODE NUMBER REV. D CS M7096-0-1 D

FIRST USED ON OPTION/MODEL: 11/44 B-DD-M7096-0

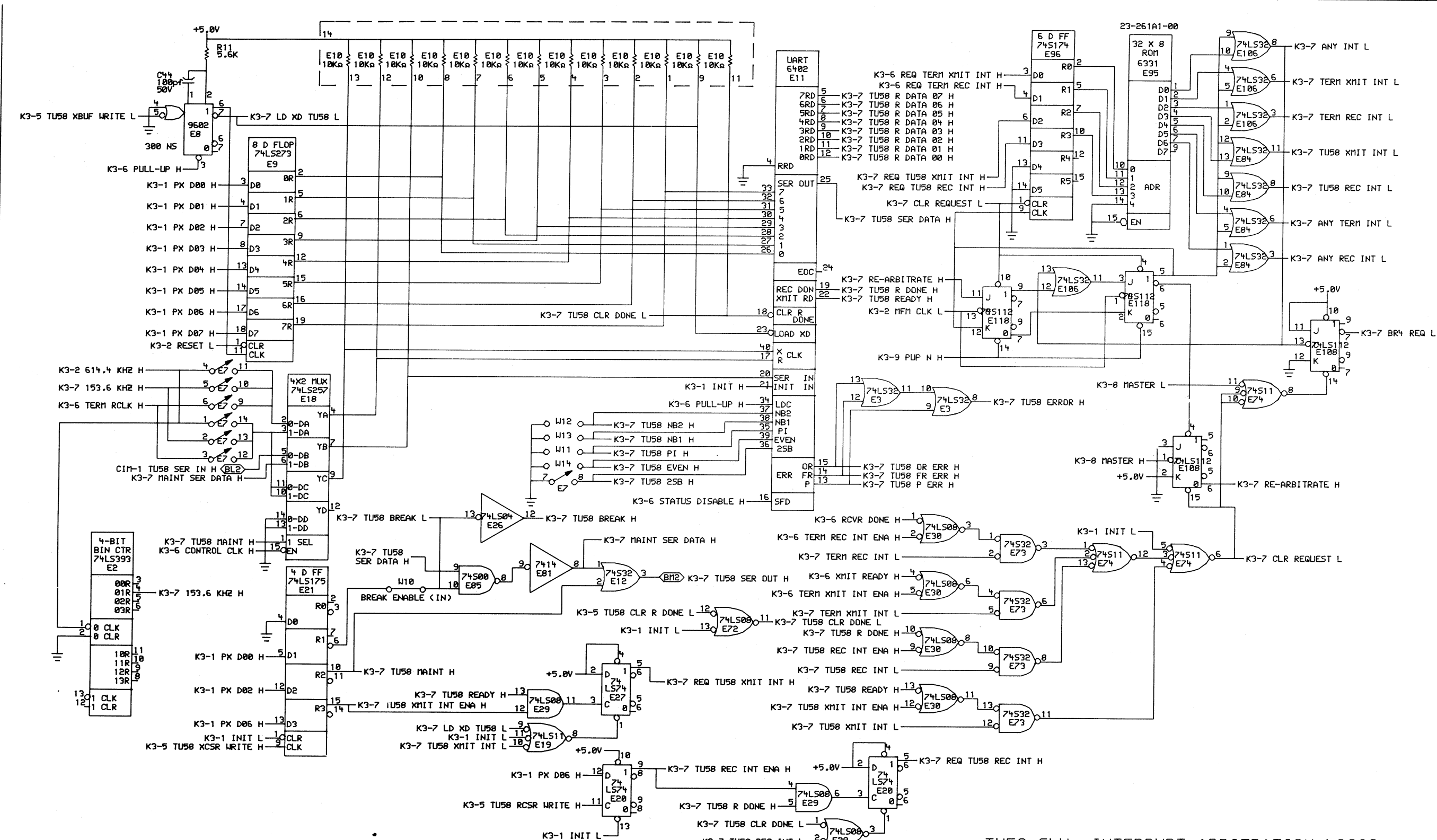


THIS DRAWING AND SPECIFICATIONS ARE THE PROPERTY OF DIGITAL EQUIPMENT CORPORATION AND SHALL NOT BE REPRODUCED OR COPIED IN ANY MANNER OR IN ANY MEDIUM WITHOUT THE WRITTEN PERMISSION OF DIGITAL EQUIPMENT CORPORATION.

REV.	CHG	CHANGE NO.	REV

	DATE: 28 OCT-79 BOARD LOCATION: 6 OF 18 SHEET: 6 OF 18	TITLE: (K3-6) MULTI-FUNCTION MODULE SIZE CODE: D CS NUMBER: M7096-0-1 REV.: D
--	--	--

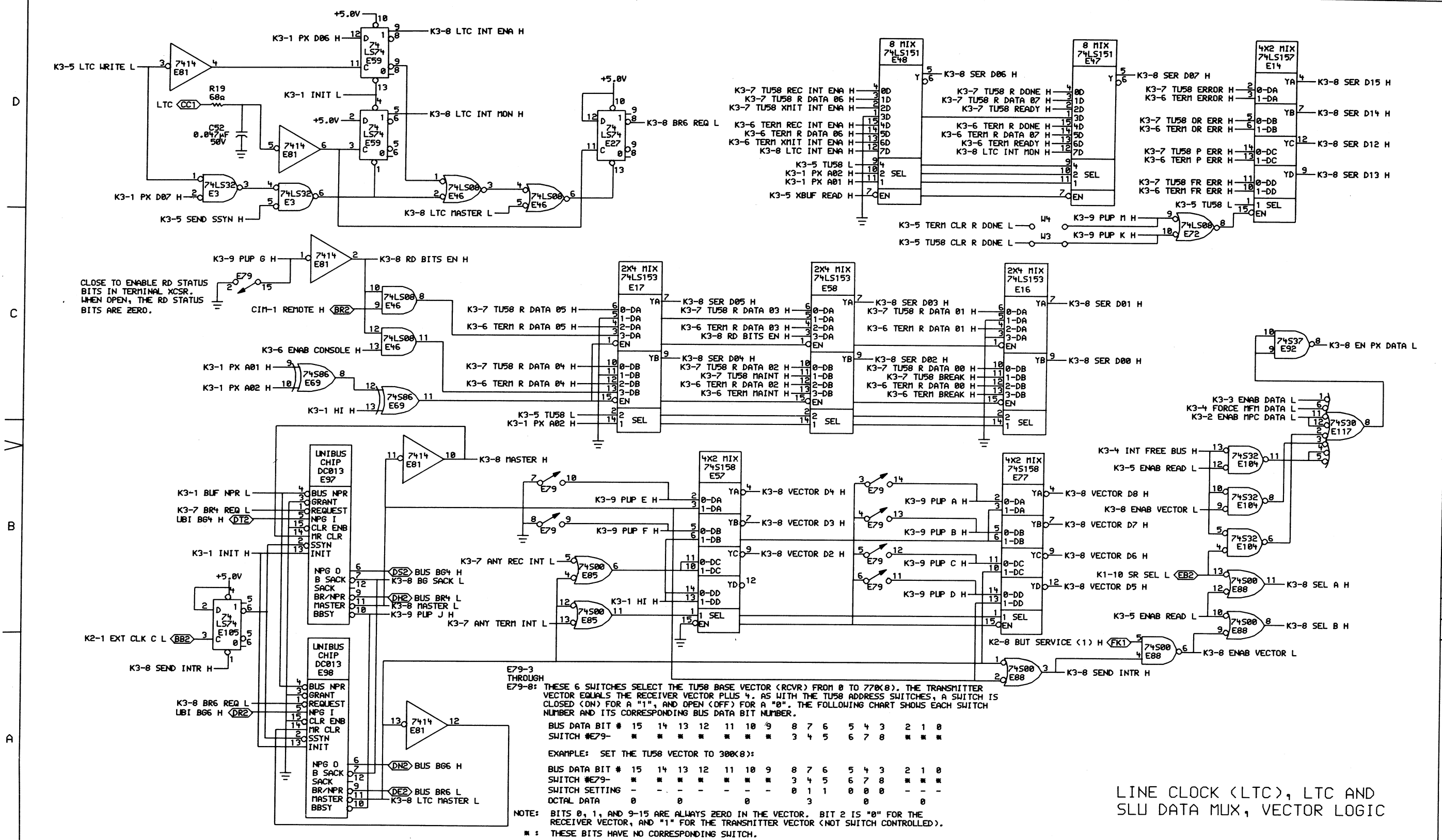
REV. D
 NUMBER M7096-0-1
 SIZE CODE D CS
 A B C D



TU58 SLU, INTERRUPT ARBITRATION LOGIC

REVISIONS		
CHK	CHANGE NO.	REV

digital	DATE	ENG.	DATE	TITLE:
	15-FEB-88			(K3-7) MULTI-FUNCTION MODULE
DRN. J. L. L...	DATE	BOARD LOCATION:	SHEET	DF
15-FEB-88		B-DD-M7096-0	7	10
SIZE	CODE	NUMBER	REV.	
D	CS	M7096-0-1	D	
FIRST USED ON OPTION/MODEL:	11/44			



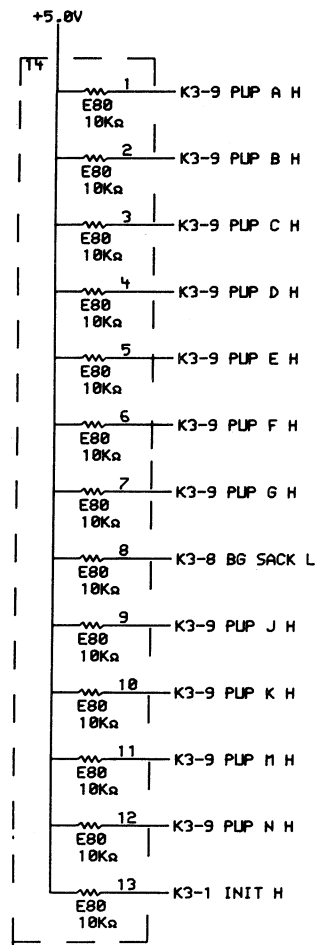
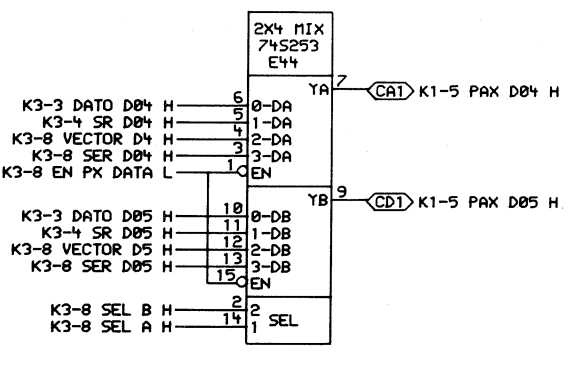
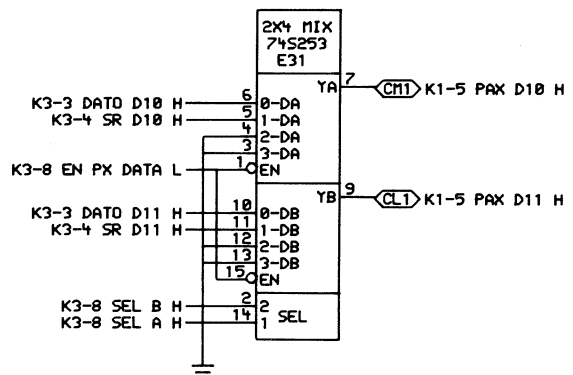
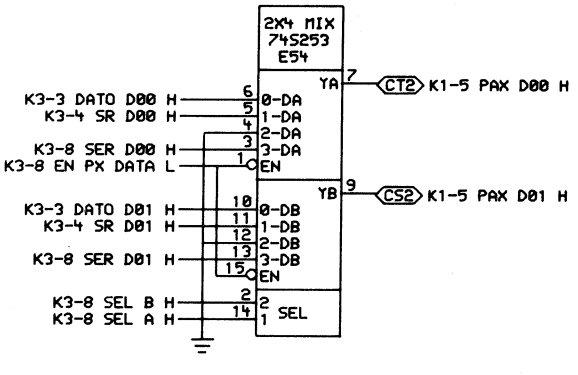
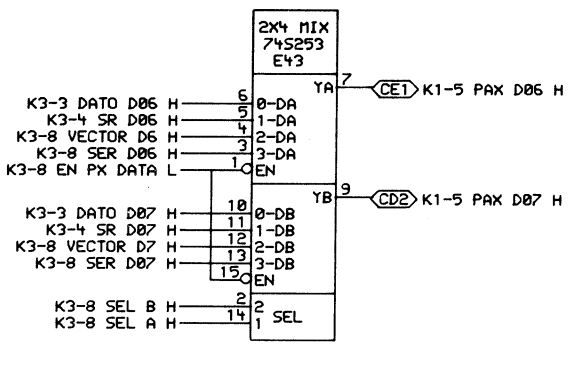
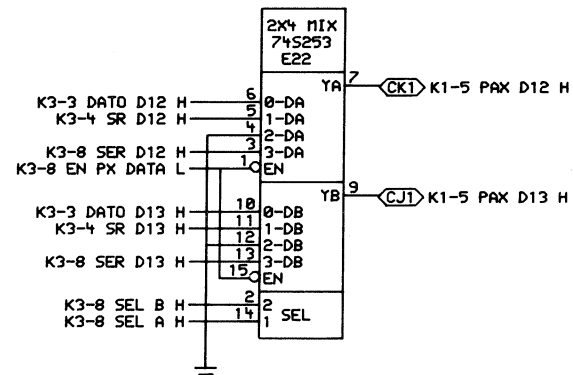
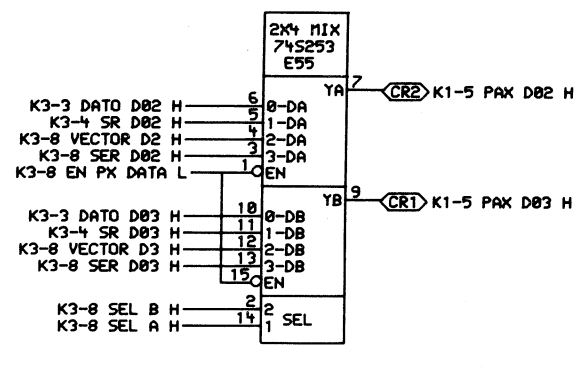
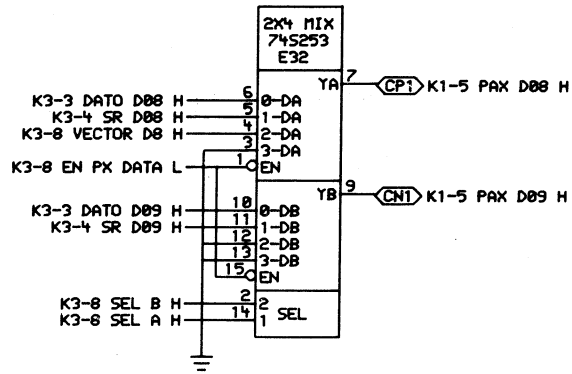
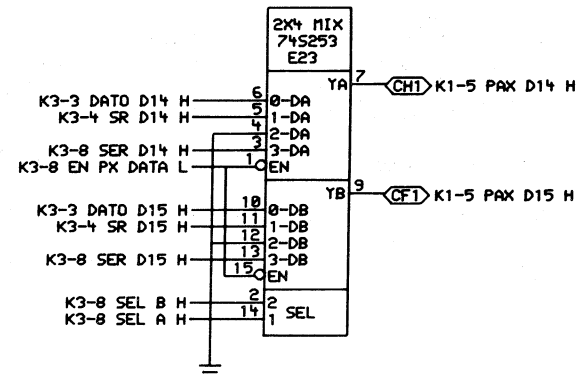
LINE CLOCK (LTC), LTC AND SLU DATA MUX, VECTOR LOGIC

THIS DRAWING AND SPECIFICATIONS ARE THE PROPERTY OF DIGITAL EQUIPMENT CORPORATION AND SHALL NOT BE REPRODUCED OR COPIED OR USED IN WHOLE OR IN PART AS THE BASIS FOR THE MANUFACTURE OR SALE OF ITEMS WITHOUT WRITTEN PERMISSION. COPYRIGHT © 1979, DIGITAL EQUIPMENT CORPORATION.

REVISIONS	
CHK	CHANGE NO. REV

digital
 DATE: 31-OCT-79
 BOARD LOCATION: SHEET 8 OF 10
 FIRST USED ON OPTION/MODEL: 11/44 B-DD-M7096-0

TITLE: (K3-8) MULTI-FUNCTION MODULE
 SIZE CODE: D CS
 NUMBER: M7096-0-1
 REV: D



PAX DATA MUX / DRIVERS

THIS DRAWING AND SPECIFICATIONS HEREIN ARE THE PROPERTY OF DIGITAL EQUIPMENT CORPORATION AND SHALL NOT BE REPRODUCED OR COPIED OR USED IN WHOLE OR IN PART AS THE BASIS FOR THE MANUFACTURE OR SALE OF ITEMS WITHOUT WRITTEN PERMISSION. COPYRIGHT © 1979 DIGITAL EQUIPMENT CORPORATION.

REVISIONS	
CHK	CHANGE NO. / REV

digital
 DATE: 31-OCT-79
 DATE: 17-OCT-79 10:36
 BOARD LOCATION: SHEET 9 OF 10
 FIRST USED ON OPTION/MODEL: 11/44 B-DD-M7096-0

TITLE: (K3-9) MULTI-FUNCTION MODULE
 SIZE CODE: D CS
 NUMBER: M7096-0-1
 REV. D

JUMPER DESCRIPTIONS (W1-W14, IN ORDER):

- W1 IN: CONSOLE TERMINAL ADDRESS DECODE IS ENABLED.
OUT: CONSOLE TERMINAL ADDRESS DECODE IS DISABLED.
- W2 IN: LINE CLOCK (LTC) ADDRESS DECODE IS ENABLED.
OUT: LINE CLOCK ADDRESS DECODE IS DISABLED.
- W3 IN: TU58 RECEIVER ERROR BITS ARE ENABLED IN THE TU58 RECEIVER BUFFER REGISTER (RBUF), BITS 12-15.
OUT: TU58 RECEIVER ERROR BITS ARE DISABLED. RBUF BITS 12-15 ARE ZERO.
- W4 IN: CONSOLE TERMINAL RECEIVER ERROR BITS ARE ENABLED IN THE CONSOLE TERMINAL RECEIVER BUFFER REGISTER (RBUF), BITS 12-15.
OUT: CONSOLE TERMINAL RECEIVER ERROR BITS ARE DISABLED. RBUF BITS 12-15 ARE ZERO.
- W5 IN: CONSOLE TERMINAL TRANSMITTER STATUS REGISTER (XCSR) BREAK BIT (BIT 0) IS ENABLED TO BE SET OR CLEARED.
OUT: CONSOLE TERMINAL XCSR BREAK BIT IS DISABLED AND WILL REMAIN CLEARED.
- W6 IN: CONSOLE TERMINAL RECEIVER PARITY DETECTION IS ENABLED, AND PARITY WILL BE GENERATED. IF W4 IS IN, THE PARITY ERROR BIT (BIT 12 IN RBUF) WILL BE SET ON A PARITY ERROR.
OUT: CONSOLE TERMINAL RECEIVER PARITY DETECTION AND GENERATION IS DISABLED. THE PARITY ERROR BIT WILL REMAIN CLEARED.
- W7 AND W8: THESE JUMPERS PROGRAM THE CHARACTER LENGTH FOR THE CONSOLE TERMINAL UART (E4) AS FOLLOWS:

	5 BITS	6 BITS	7 BITS	8 BITS
W7	IN	IN	OUT	OUT
W8	IN	OUT	IN	OUT
- W9 IN: CONSOLE TERMINAL PARITY ODD/EVEN SELECT. IF W6 IS IN, ODD PARITY WILL BE GENERATED AND CHECKED.
OUT: CONSOLE TERMINAL PARITY ODD/EVEN SELECT. IF W6 IS IN, EVEN PARITY WILL BE GENERATED AND CHECKED.
- W10 IN: TU58 TRANSMITTER STATUS REGISTER (XCSR) BREAK BIT (BIT 0) IS ENABLED TO BE SET OR CLEARED.
OUT: TU58 XCSR BREAK BIT IS DISABLED AND WILL REMAIN CLEARED.
- W11 IN: TU58 RECEIVER PARITY DETECTION IS ENABLED, AND PARITY WILL BE GENERATED. IF W3 IS IN, THE PARITY ERROR BIT (BIT 12 IN RBUF) WILL BE SET ON A PARITY ERROR.
OUT: TU58 RECEIVER PARITY DETECTION AND GENERATION IS DISABLED. THE PARITY ERROR BIT WILL REMAIN CLEARED.
- W12 AND W13: THESE JUMPERS PROGRAM THE CHARACTER LENGTH FOR THE TU58 UART (E1) AS FOLLOWS:

	5 BITS	6 BITS	7 BITS	8 BITS
W12	IN	IN	OUT	OUT
W13	IN	OUT	IN	OUT
- W14 IN: TU58 PARITY ODD/EVEN SELECT. IF W11 IS IN, ODD PARITY WILL BE GENERATED AND CHECKED.
OUT: TU58 PARITY ODD/EVEN SELECT. IF W11 IS IN, EVEN PARITY WILL BE GENERATED AND CHECKED.

SWITCH DESCRIPTIONS (E6,7, AND 79): CLOSED = ON; OPEN = OFF

- E6 (9 SWITCH DIP):
- E6-1: STOP BIT SELECT FOR CONSOLE TERMINAL. ON FOR 1 STOP BIT. OFF FOR 2 STOP BITS (OR 1.5 STOP BITS FOR 5 BIT CHARACTER LENGTH).
 - E6-2,3,4,5: CONSOLE TERMINAL RECEIVER BAUD RATE SELECT (SEE CHART BELOW). SYSTEM REMOTE MODE: 19.2 K BAUD.
 - E6-6,7,8,9: CONSOLE TERMINAL TRANSMITTER BAUD RATE SELECT. (SEE CHART BELOW). SYSTEM REMOTE MODE: 19.2 K BAUD.

RECEIVER SW.	E6- 2	3	4	5	
TRANSMITTER SW.	E6- 6	7	8	9	
BAUD RATE:	50	ON	ON	ON	ON
	75	ON	ON	ON	OFF
	110	ON	ON	OFF	ON
	134.5	ON	ON	OFF	OFF
	150	ON	OFF	ON	ON
	200	ON	OFF	ON	OFF
	300	ON	OFF	OFF	ON
	600	ON	OFF	OFF	OFF
	1200	OFF	ON	ON	ON
	1800	OFF	ON	ON	OFF
	2000	OFF	ON	OFF	ON
	2400	OFF	ON	OFF	OFF
	3600	OFF	OFF	ON	ON
	4800	OFF	OFF	ON	OFF
	9600	OFF	OFF	OFF	ON
	19200	OFF	OFF	OFF	OFF

SYSTEM REMOTE MODE 19200 ANY SETTING

E7 (7 SWITCH DIP):

- E7-1,2,3: TU58 TRANSMITTER BAUD RATE SOURCE SELECT. (SEE CHART BELOW.)
- E7-4,5,6: TU58 RECEIVER BAUD RATE SOURCE SELECT. (SEE CHART BELOW.)
- E7-7: STOP BIT SELECT FOR TU58. ON FOR 1 STOP BIT. OFF FOR 2 STOP BITS (OR 1.5 STOP BITS FOR 5 BIT CHARACTER LENGTH).

TRANSMITTER SWITCH	E7- 1	2	3
RECEIVER SWITCH	E7- 4	5	6
BAUD RATE 38,400	ON	OFF	OFF
BAUD RATE 9,600	OFF	ON	OFF
CONSOLE TERMINAL RECEIVER BAUD RATE *	OFF	OFF	ON

NOTE: NO COMBINATION OF SWITCHES E7-1 THROUGH E7-6 SHOULD BE MADE OTHER THAN AS SHOWN IN ABOVE CHART. THE BAUD RATE SOURCE FOR THE TRANSMITTER DOES NOT HAVE TO BE THE SAME AS THE BAUD RATE SOURCE FOR THE RECEIVER.
 * : WHEN SYSTEM IS IN REMOTE MODE, THE BAUD RATE OF THE CONSOLE TERMINAL SLU IS UNCONDITIONALLY SWITCHED TO 19.2 K BAUD.

E79 (8 SWITCH DIP):

- E79-1: WHEN ON, TU58 ADDRESS DECODE IS ENABLED. WHEN OFF, TU58 ADDRESS DECODE IS DISABLED.
- E79-2: WHEN ON, THE REMOTE DIAGNOSIS STATUS BITS ARE ENABLED IN BITS 3 THROUGH 5 OF THE CONSOLE TERMINAL TRANSMITTER STATUS REGISTER (XCSR). BIT 3 = "1" (E79-2 IS ON); BIT 4 = "1" WHEN IN CONSOLE MODE; BIT 5 = "1" WHEN SYSTEM IS IN REMOTE MODE. WHEN OFF, THE REMOTE DIAGNOSIS STATUS BITS ARE DISABLED, AND BITS 3 THROUGH 5 OF THE CONSOLE TERMINAL XCSR ARE ZERO.

NOTE: E79-3 THROUGH E79-8 (TU58 VECTOR SELECT) ARE DESCRIBED ON PAGE K3-8.
 E70-1 THROUGH E70-10 (TU58 ADDRESS SELECT) ARE DESCRIBED ON PAGE K3-5.

THIS DRAWING AND SPECIFICATIONS HEREIN ARE THE PROPERTY OF DIGITAL EQUIPMENT CORPORATION AND SHALL NOT BE REPRODUCED OR COPIED OR USED IN WHOLE OR IN PART AS THE BASIS FOR THE MANUFACTURE OR SALE OF ITEMS WITHOUT WRITTEN PERMISSION. COPYRIGHT © 1989, DIGITAL EQUIPMENT CORPORATION.

REVISIONS	
CHK	CHANGE NO. REV

digital	DATE	ENG.	DATE	TITLE:
	19-DEC-79	14:25	11/44	(K3-10) MULTI-FUNCTION MODULE
1160,257 JHF1100.DRW	119-DEC-79 14:25	NEXT HIGHER ASSEMBLY:	SHEET 10 OF 10	SIZE CODE NUMBER REV.
FIRST USED ON OPTION MODEL:	11/44	B-DD-M7096-0	D CS M7096-0-1	D

LINE ITEM	DOCUMENT NUMBER	PART NUMBER	DESCRIPTION	QTY PER VARIATION	REFERENCE DESIGNATOR
1	1	5013556-00	ETCHED CIRCUIT BOARD	1	
2	2	1001776-00	1 MFD 35V 10% S.TANT	1	C43
3	3	1002433-00	22 MFD 35V 20% S.TANT	1	C41
4	4	1005306-00	6.8MFD 35V 10% S.TANT	6	C1-C6
5	5	1005335-00	39 MFD 20V 10% S.TANT	1	C39
6	6	1011895-00	.15 MFD 35V 10% S.TANT	1	C40
7	7	1012784-00	.047 MFD 50V +80-20% CER	37	C7-C36,C45-C50,C52
8	8	1013466-00	100.0 MMF 50V 5% CER	2	C42,C44
9	9	1013466-11	.22 MFD 50V +80-20% Z5U CER	1	C37
10	10	1109502-01	Z 6214 VZ= 12.0 2% 1W	1	D1
11	11	1110864-00	LED 2MCD@10MA	1	D2
12	12	1210711-02	HANDLE,MODULE,HEX	1	
13	13	1211164-03	SW,DIP 1P 1A 7POS	1	E7
14	14	1211164-04	SW,DIP 1P 1A 8POS	1	E79
15	15	1211164-05	SW,DIP 1P 1A 9POS	1	E6
16	16	1211164-06	SW,DIP 1P 1A 10POS	1	E70
17	17	1215006-03	SOCKET 18PIN IC LOW PROFILE	4	XE134,XE135,XE136,XE137
18	18	1215006-08	SOCKET 40PIN IC LOW PROFILE	3	XE11,XE41,XE139
19	19	1300005-03	R NETWORK 13-10K 5.0% 14PIN	5	E10,E40,E52,E71,E80
20	20	1300219-00	69.0 .25 W 5.0% CC	2	R10,R19
21	21	1300271-00	220.0 .25 W 5.0% CC	2	R8,R18
22	22	1300316-00	470.0 .25 W 5.0% CC	1	R17
23	23	1300365-00	1.0 K .25 W 5.0% CC	5	R2,R12,R13,R14,R16
24	24	1300479-00	10.0 K .25 W 5.0% CC	1	R5
25	25	1301322-00	180.0 .25 W 5.0% CC	1	R7
26	26	1301874-00	5.60 K .25 W 5.0% CC	3	R9,R11,R15
27	27	1302391-00	20.0 K .25 W 5.0% CC	1	R3
28	28	1302394-00	30.0 K .25 W 5.0% CC	2	R1,R6
29	29	1312628-01	R NETWORK 14-176.5 11-375 16PIN	1	E109
30	30	1611243-00	DELAY=25-250NS,10TAPS RCL#L-183	1	E82

REVISION HISTORY		BASIC PART NO: M7096		DRN:	K.FRIEDGEN	DATE:	22-MAR-79	DIGITAL			
ENG:	ECO NUMBER	REV	SECTION A OF A	CHK'D:	E.T.GERRY	DATE:	22-MAR-79	TITLE PARTS LIST			
---	INITIAL	A	SECTION VARIATION INDEX	DES.ENG:	R.GIST	DATE:	22-MAR-79	KD11-Z MULTI-FUNCTION			
BG	TW001	B	[A] 00	RESP.ENG.:	R.GIST	DATE:	22-MAR-79	DOCUMENT NUMBER			
BG	TW003	C	[B]	MFG.ENG.:	J.COMELLA	DATE:	10-MAY-79	K	PL	M7096-0-DBP	D
BG	TW004	D	[C]	ASSEMBLY NUMBER:		TOP DOCUMENT NUMBER:		FILE NAME:		EDIT #	
			[D]	D-UA-M7096-0-0				Z0622D.PLS		12	
			[E]								
			[F]								
			[H]								
			[J]								
			[K]								
			[L]								
			[M]								
			[N]								

"THIS DRAWING AND SPECIFICATIONS HEREIN, ARE THE PROPERTY OF DIGITAL EQUIPMENT CORPORATION AND SHALL NOT BE REPRODUCED OR COPIED OR USED IN WHOLE OR IN PART AS THE BASIS FOR THE MANUFACTURE OR SALE OF ITEMS WITHOUT WRITTEN PERMISSION. COPYRIGHT (C) 1980. DIGITAL EQUIPMENT CORPORATION"

TU

LINE	ITEM	DOCUMENT NUMBER	PART NUMBER	DESCRIPTION	QTY PER VARIATION 00	REFERENCE DESIGNATOR
31	31		1811660-23	OSCILLATOR, XTAL 5.5296 MHZ	1	E141
32	32		1909705-00	DEC 8881 NAND GATE-QUAD 2IN O	1	E111
33	33		1910532-00	74S00 NAND GATE-QUAD 2IN	2	E85,E88
34	34		1910534-00	74S04 INVERTER GATE-HEX 1I	3	E94,E113,E116
35	35		1910537-00	74S11 AND GATE-TRIPLE 3INP	1	E74
36	36		1910544-00	74S74 FF-D DUAL,EDGE TRIGG	1	E110
37	37		1910545-00	74S112 FF-JK DUAL,EDGE TRIG	1	E118
38	38		1910549-00	74S158 MUX 1 OF 2 (QUAD)	2	E57,E77
39	39		1910550-00	74S174 FF-D HEX	1	E96
40	40		1910951-00	9602 ONE SHOT-DUAL	3	E8,E35,E37
41	41		1911324-00	7414 INVERTER,HEX 1IN SCH	1	E81
42	42		1911469-00	DEC 8640 RECEIVER,BUS,QUAD,U	3	E107,E120,E140
43	43		1911579-00	8641 TRANSCEIVER,BUS,QUA	1	E99
44	44		1911675-00	74S138 DECODER/DEMUX 3-8 LIN	4	E93,E100,E103,E121
45	45		1911983-00	74S133 NAND GATE-POSITIVE 1	2	E66,E87
46	46		1912096-00	DEC 74S86 XOR GATE,QUAD 2IN	3	E65,E68,E69
47	47		1912389-00	74S08 AND GATE-QUAD 2IN,PO	1	E15
48	48		1912647-00	LS257 MUX 1 OF 2 (QUAD)	2	E4,E18
49	49		1912660-00	74S253 MUX 1 OF 4 (DUAL)	8	E22,E23,E31,E32,E43,E44,E54,E55
50	50		1912697-00	LS174 FF-D HEX W/CLEAR	1	E90
51	51		1912746-00	DEC 74S37 NAND GATE-QUAD 2IN	1	E92
52	52		1912799-00	LS00 NAND-GATE-QUAD 2IN,P	3	E83,E112,E138
53	53		1912803-00	LS04 INVERTER GATE-HEX 1I	1	E26
54	54		1912805-00	LS08 AND GATE-QUAD 2IN,PO	7	E29,E30,E46,E51,E72,E115,E119
55	55		1912808-00	LS11 AND GATE-TRIPLE 3IN	2	E49,E19
56	56		1912810-00	LS20 NAND GATE-DUAL 4IN	1	E28
57	57		1912813-00	LS27 NOR GATE-TRIPLE 3IN	1	E38
58	58		1912816-00	LS32 OR GATE-QUAD 2IN,POS	4	E3,E13,E84,E106
59	59		1912824-00	LS74 FF-D DUAL,EDGE TRIGG	8	E20,E27,E50,E59,E62,E63,E105, CONT E114
60	60		1912834-00	LS112 FF-JK DUAL,EDGE TRIG	1	E108
61	61		1912842-00	LS138 DECODER-THREE INPUT,	1	E102
62	62		1912844-00	LS151 MUX 1 OF 8 & DATA	2	E47,E48
63	63		1912845-00	LS153 MUX 1 OF 4 (DUAL)	3	E16,E17,E58
64	64		1912847-00	LS157 MUX 1 OF 2(QUAD)	1	E14
65	65		1912851-00	LS169 COUNTER,SYNCH. UP/DO	1	E129
66	66		1912853-00	LS175 FF-D QUAD	4	E21,E60,E101,E122
67	67		1912863-00	LS273 FF-D OCTAL W/CLEAR	5	E9,E24,E25,E33,E34
68	68		1912867-00	LS298 MUX 1 OF 4,2IN W/S	2	E39,E61
69	69		1913340-00	74S32 OR GATE-QUAD 2IN	5	E12,E73,E104,E130,E131
70	70		1913493-00	74S241 OCTAL BUFFER,TRI-STA	10	E36,E45,E53,E64,E75,E86,E124, CONT E125,E127,E128
71	71		1913670-00	74S373 LATCH 8BIT TRASP TR	1	E123
72	72		1913671-00	74S374 FF-D OCTAL TRISTATE	5	E42,E56,E67,E78,E89
73	73		1914086-00	74S30 NAND GATE-POS 8IN	2	E76,E117
74	74		1914438-00	DC 013 UNIBUS INTERRUPT-BIP	2	E97,E98
75	75		1915697-00	RAM 256X4 TRI-STATE	2	E132,E133
76	76		2112623-02	DUAL BAUD RATE GEN/PROG DIVIDER	1	E5

D	I	G	I	T	A	L	TITLE	SECTION A OF A	SIZE	CODE	DOCUMENT NUMBER	REV
							KD11-Z MULTI-FUNCTION		K	PL	M7096-0-DBP	D

TW

AUTOMATED BY PRTLST.3J(25)

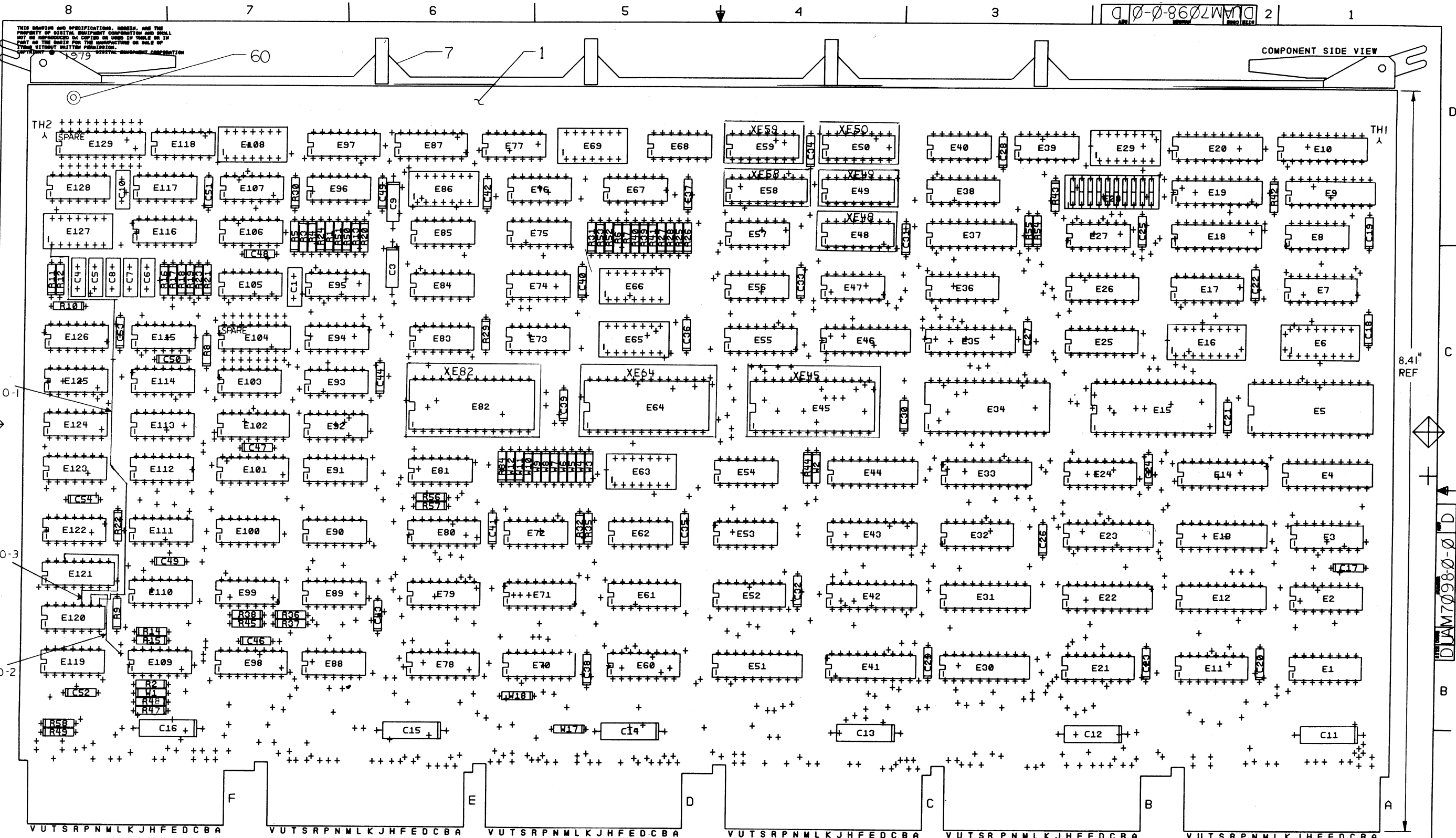
P A R T S L I S T

SHEET A3 OF A3

LINE ITEM	DOCUMENT NUMBER	PART NUMBER	DESCRIPTION	QTY PER VARIATION 00	REFERENCE DESIGNATOR
77	77	2113937-00	UART 125K BUAD	2	E11,E41
78	78	2114963-00	UP,8-BIT NMOS	1	E139
79	79	23017F2-00	F2-01	1	E134
80	80	23018F2-00	F2-01	1	E135
81	81	23019F2-00	F2-01	1	E136
82	82	23261A1-00	A1-07	1	E95
83	83	23847A9-00	A9-01	1	E126
84	84	23848A9-00	A9-01	1	E91
85	85	9000024-01	EYELET, ROLLED FLANGE, .121 OD X	12	
86	86	9009157-00	ADH,LIQ,RM,TEMP CURING COLORLESS	A/R	
87	87	9009185-00	JUMPER, WIRE, INSULATED, BLACK B	5	W1-W3,W9,W10
88	88	9105740-55	WIRE(WRAP)30AWG UL1423	1	
89	89	1914451-00	74LS393 COUNTER,BINARY,4BIT	1	E2
90	90	23020F2-00	F2-01	1	E137
91	91	1004813-00	10 MFD 20V 10% S.TANT	1	C51
92	92	1105275-00	D 672 TR= 15NS PIV= 60V SI	1	D3
93	93	1302466-00	100.0 K .25 W 5.0 % CC	1	R4

D	I	G	I	T	A	L	TITLE	SECTION A OF A	SIZE	CODE	DOCUMENT NUMBER	REV
							KD11-Z MULTI-FUNCTION				M7096-0-DBP	D

TW



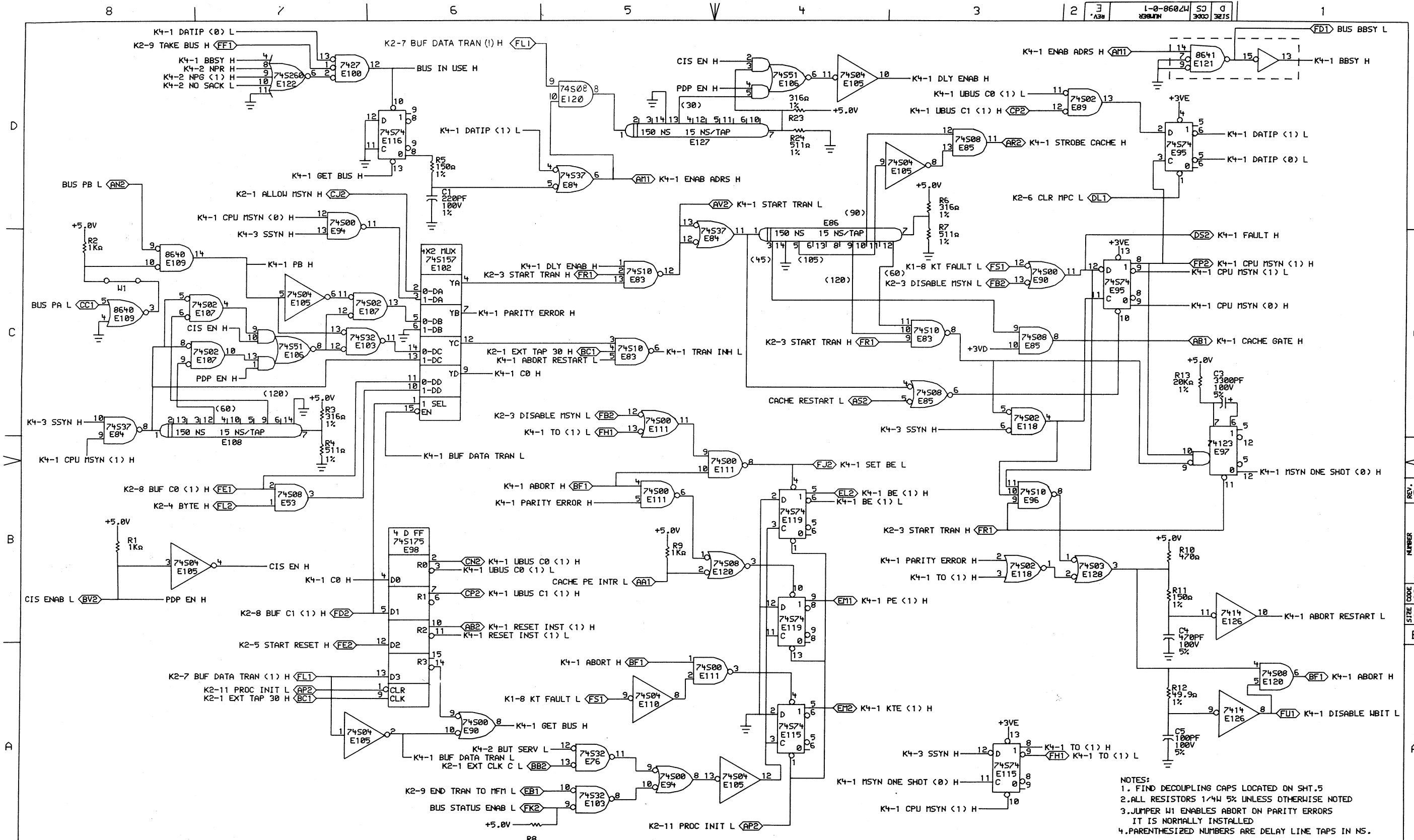
NOTES:
1. E104, E129 ARE SPARE LOCATIONS

STEP	REV	Y AXIS	STEP	TIMES
REPEAT		X AXIS		

CHK	NO	REV
J	1	D
C	2	D
W	3	D
R	4	D
E	5	D
D	6	D
R	7	D
E	8	D
D	9	D
R	10	D
E	11	D
D	12	D
R	13	D
E	14	D
D	15	D
R	16	D
E	17	D
D	18	D
R	19	D
E	20	D
D	21	D
R	22	D
E	23	D
D	24	D
R	25	D
E	26	D
D	27	D
R	28	D
E	29	D
D	30	D
R	31	D
E	32	D
D	33	D
R	34	D
E	35	D
D	36	D
R	37	D
E	38	D
D	39	D
R	40	D
E	41	D
D	42	D
R	43	D
E	44	D
D	45	D
R	46	D
E	47	D
D	48	D
R	49	D
E	50	D
D	51	D
R	52	D
E	53	D
D	54	D
R	55	D
E	56	D
D	57	D
R	58	D
E	59	D
D	60	D
R	61	D
E	62	D
D	63	D
R	64	D
E	65	D
D	66	D
R	67	D
E	68	D
D	69	D
R	70	D
E	71	D
D	72	D
R	73	D
E	74	D
D	75	D
R	76	D
E	77	D
D	78	D
R	79	D
E	80	D
D	81	D
R	82	D
E	83	D
D	84	D
R	85	D
E	86	D
D	87	D
R	88	D
E	89	D
D	90	D
R	91	D
E	92	D
D	93	D
R	94	D
E	95	D
D	96	D
R	97	D
E	98	D
D	99	D
R	100	D
E	101	D
D	102	D
R	103	D
E	104	D
D	105	D
R	106	D
E	107	D
D	108	D
R	109	D
E	110	D
D	111	D
R	112	D
E	113	D
D	114	D
R	115	D
E	116	D
D	117	D
R	118	D
E	119	D
D	120	D
R	121	D
E	122	D
D	123	D
R	124	D
E	125	D
D	126	D
R	127	D
E	128	D
D	129	D
R	130	D
E	131	D
D	132	D
R	133	D
E	134	D
D	135	D
R	136	D
E	137	D
D	138	D
R	139	D
E	140	D

ETCH REV.	C-PI
-----------	------

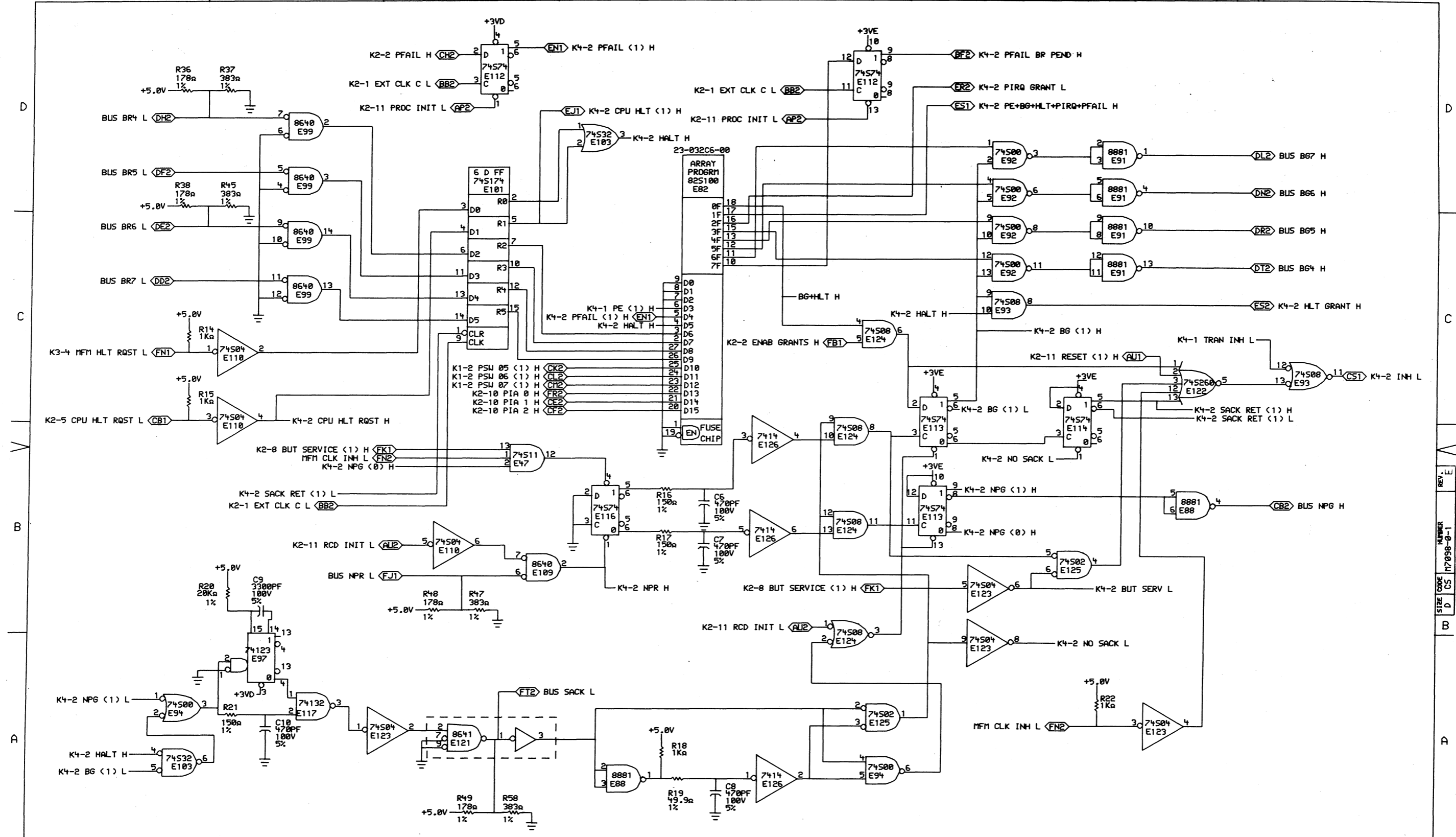
SIGNATURES		DATE	digital
DRN. <i>[Signature]</i>		7-10-77	
CHK'D. BOB PUZZO		7-25-77	TITLE KDII-Z UBI MODULE
MECH. ENG. <i>[Signature]</i>		8/1/77	
PROJ. ENG. <i>[Signature]</i>		8/1/77	
PROD. <i>[Signature]</i>		10/1/80	
SCALE 2/1			SIZE CODE NUMBER REV D UA M7098-0-0 D
SHT. 1 OF 2			
NEXT HIGHER ASSY. B-DD-M7098-0			



NOTES:
 1. FIND DECOUPLING CAPS LOCATED ON SHT.5
 2. ALL RESISTORS 1/4W 5% UNLESS OTHERWISE NOTED
 3. JUMPER W1 ENABLES ABORT ON PARITY ERRORS IT IS NORMALLY INSTALLED
 4. PARENTHEZIZED NUMBERS ARE DELAY LINE TAPS IN NS.

THIS DRAWING AND SPECIFICATIONS HEREIN ARE THE PROPERTY OF DIGITAL EQUIPMENT CORPORATION AND SHALL NOT BE REPRODUCED OR COPIED OR USED IN WHOLE OR IN PART AS THE BASIS FOR THE MANUFACTURE OR SALE OF ITEMS WITHOUT WRITTEN PERMISSION. COPYRIGHT © 1979, DIGITAL EQUIPMENT CORPORATION.		REVISIONS CHK CHANGE NO. REV B GIST B GIST B GIST	HD M7908-TW003 C 2 APR 79 B GIST 25-APR-79	HD M7908-TW004 D 23 MAY 80 B GIST 27-MAY-80	JC M7908-TW005 E 5 JUN 80 B GIST 6-JUN-80	digital DATE 19-OCT-79 DATE 11-10-79 DATE 11-10-79 DATE 11-10-79	ENG. [Signature] DATE 11-10-79 DATE 11-10-79 DATE 11-10-79	TITLE: (K4-1) UBI MODULE (BUS TRANSFER) SIZE CODE NUMBER REV. D CS M7098-0-1 E
---	--	---	--	---	---	--	---	--

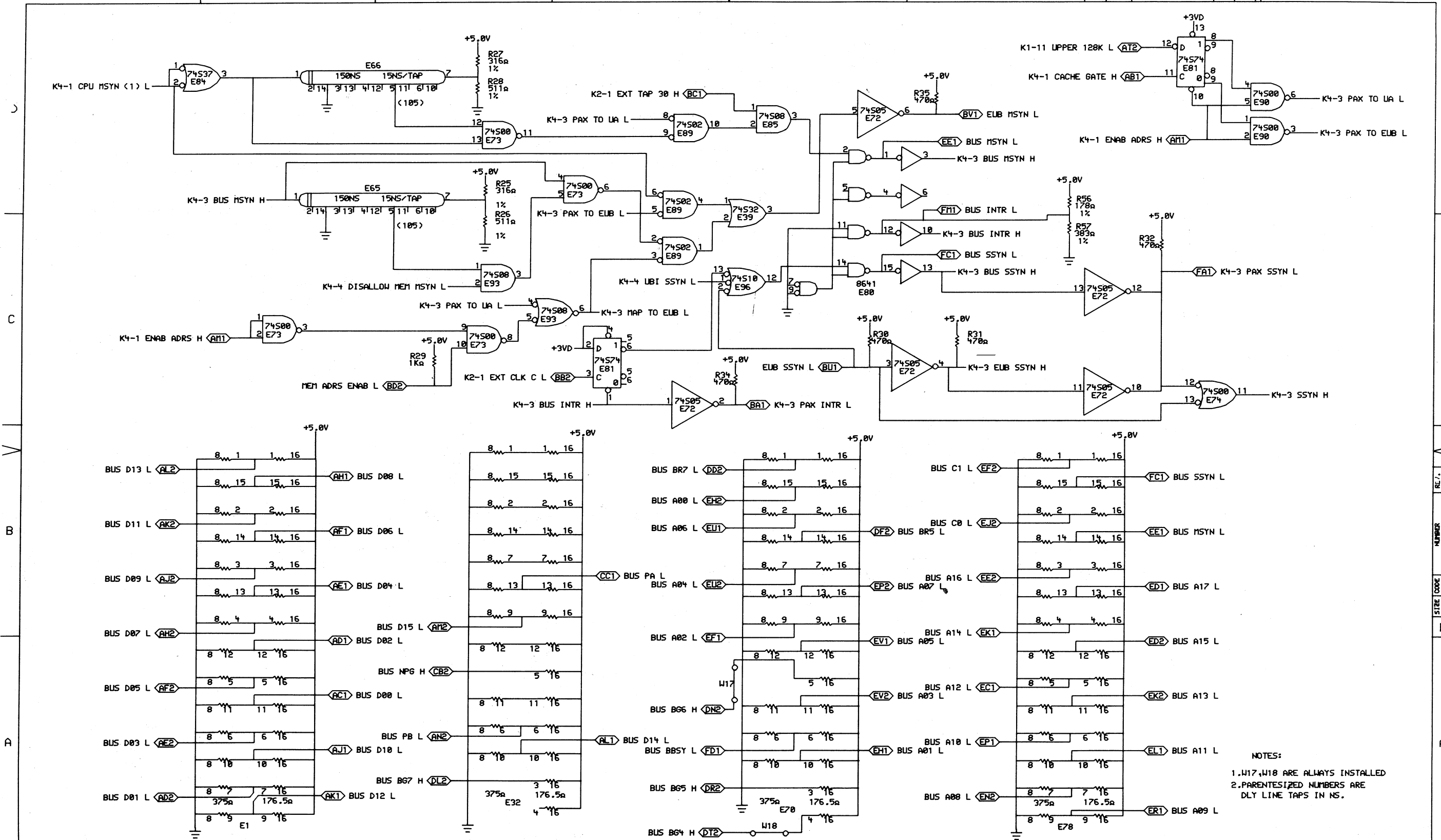
REV. NUMBER
 CS M7098-0-1
 D
 B
 A



THIS DRAWING AND SPECIFICATIONS ARE THE PROPERTY OF DIGITAL EQUIPMENT CORPORATION AND SHALL NOT BE REPRODUCED OR COPIED OR USED IN WHOLE OR IN PART AS THE BASIS FOR THE MANUFACTURE OR SALE OF ITEMS WITHOUT WRITTEN PERMISSION. COPYRIGHT © 1979, DIGITAL EQUIPMENT CORPORATION.

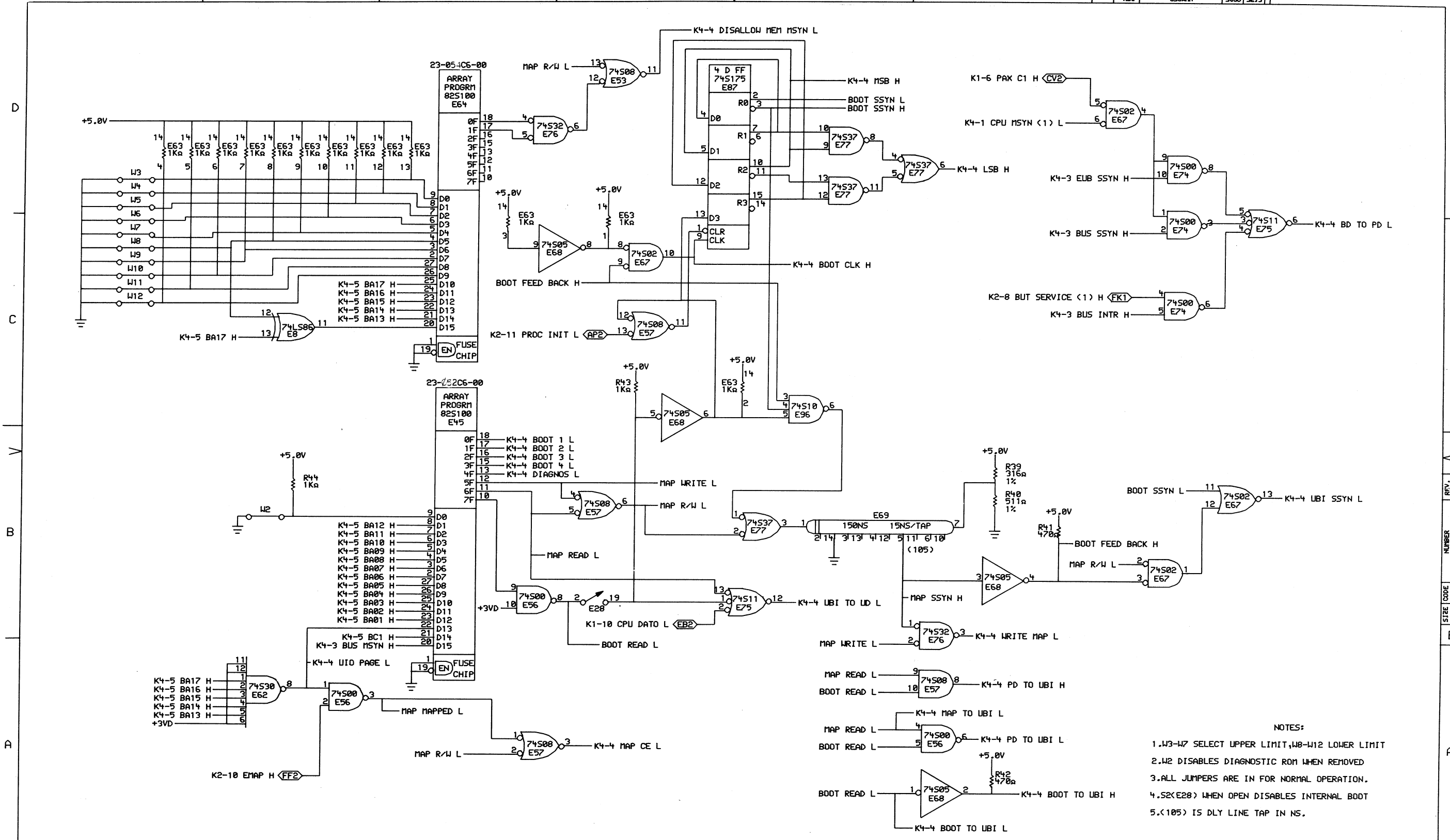
REVISIONS	
CHK	CHANGE NO. REV

	DRW: J. Lundy	DATE: 15-OCT-79	ENG:	DATE:	TITLE: (K4-2) UBI MODULE (BUS ARBITR.)	
C150.252 JK42B.DRL	CHK: 4	16-OCT-79 15:05	BOARD LOCATION: 2 OF 11	SIZE CODE NUMBER REV. D CS M7098-0-1 E		
FIRST USED ON OPTION/MODEL: 11/44		NEXT HIGHER ASSEMBLY: B-DD-M7098-0				



NOTES:
1. U17, U18 ARE ALWAYS INSTALLED
2. PARENTHEZIZED NUMBERS ARE DLY LINE TAPS IN NS.

THIS DRAWING AND SPECIFICATIONS HEREIN ARE THE PROPERTY OF DIGITAL EQUIPMENT CORPORATION AND SHALL NOT BE REPRODUCED OR COPIED OR USED IN WHOLE OR IN PART AS THE BASIS FOR THE MANUFACTURE OR SALE OF ITEMS WITHOUT WRITTEN PERMISSION. COPYRIGHT © 1979. DIGITAL EQUIPMENT CORPORATION.	REVISIONS		DATE	ENG	DATE	TITLE: (K4-3) UBI MODULE (MSYN STEER)
	CHK	CHANGE NO.				
[160,257 JK43B.DRW]			16-OCT-79	15:05	NEXT HIGHER ASSEMBLY:	SIZE CODE
FIRST USED ON OPTION MODEL: 11/44			B-DD-M7098-0		D	CS
					M7098-0-1	NUMBER
						REV. E



- NOTES:
- 1.W3-W7 SELECT UPPER LIMIT,W8-W12 LOWER LIMIT
 - 2.W2 DISABLES DIAGNOSTIC ROM WHEN REMOVED
 - 3.ALL JUMPERS ARE IN FOR NORMAL OPERATION.
 - 4.S2(E28) WHEN OPEN DISABLES INTERNAL BOOT
 - 5.<105> IS DLY LINE TAP IN N5.

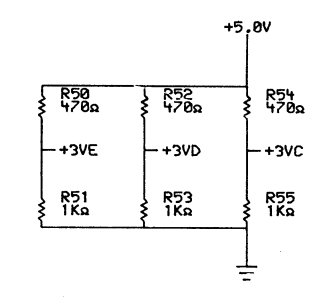
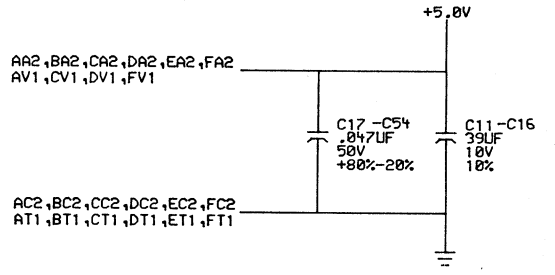
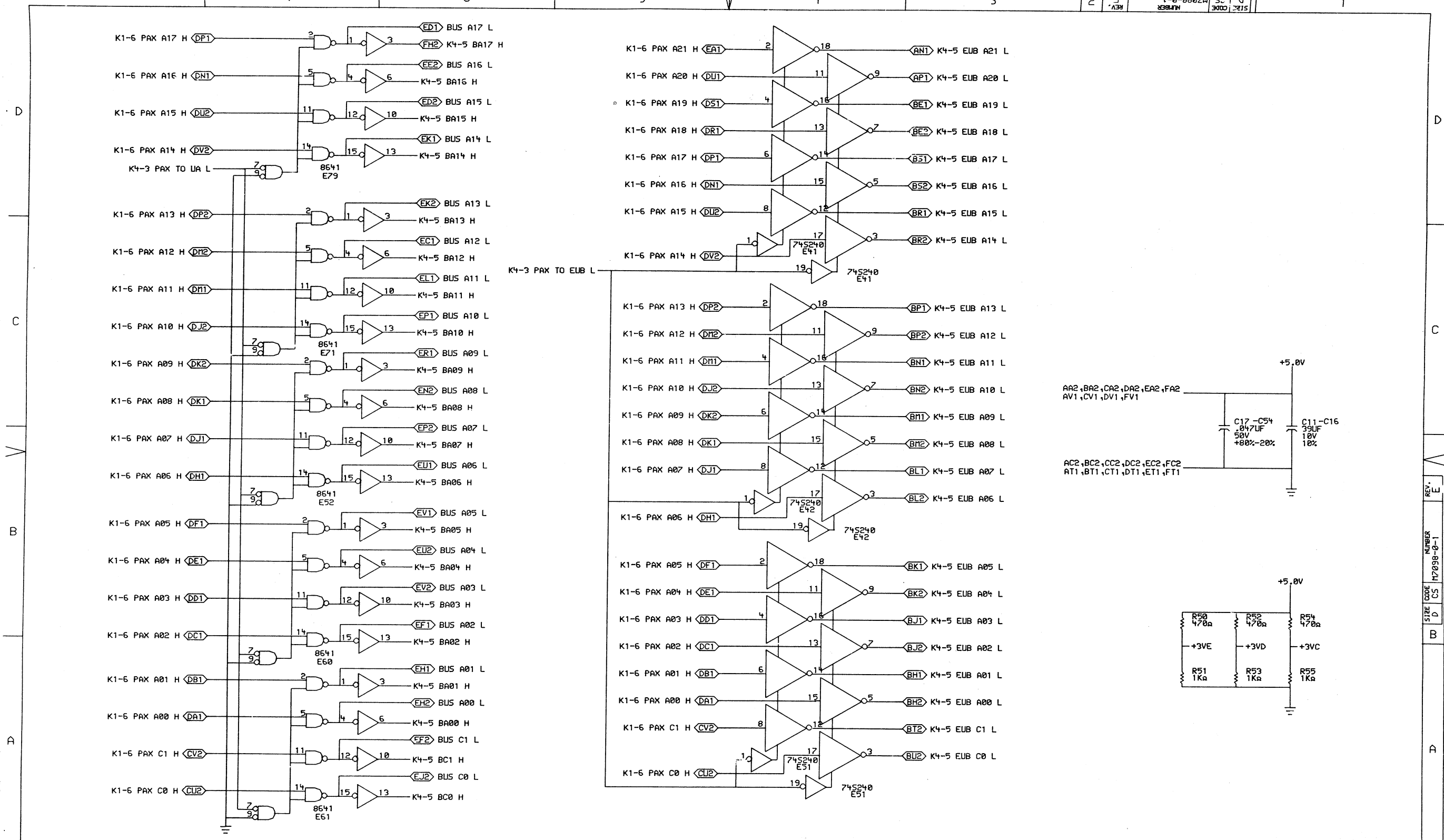
THIS DRAWING AND SPECIFICATIONS, HEREIN, ARE THE PROPERTY OF DIGITAL EQUIPMENT CORPORATION AND SHALL NOT BE REPRODUCED OR COPIED OR USED IN WHOLE OR IN PART AS THE BASIS FOR THE MANUFACTURE OR SALE OF ITEMS WITHOUT WRITTEN PERMISSION. COPYRIGHT © 1979, DIGITAL EQUIPMENT CORPORATION.

REVISIONS	
CHK	CHANGE NO. REV

digital
C160,257 JK44B.DRW
FIRST USED ON OPTION/MODEL: 11/44

DATE 19-OCT-79
DATE 16-OCT-79 15:06
NEXT HIGHER ASSEMBLY: B-DD-M7098-0

ENG.
DATE
TITLE: (K4-4) UBI MODULE (BOOT,MAP ADRS DEC)
SIZE CODE NUMBER REV.
D CS M7098-0-1 E



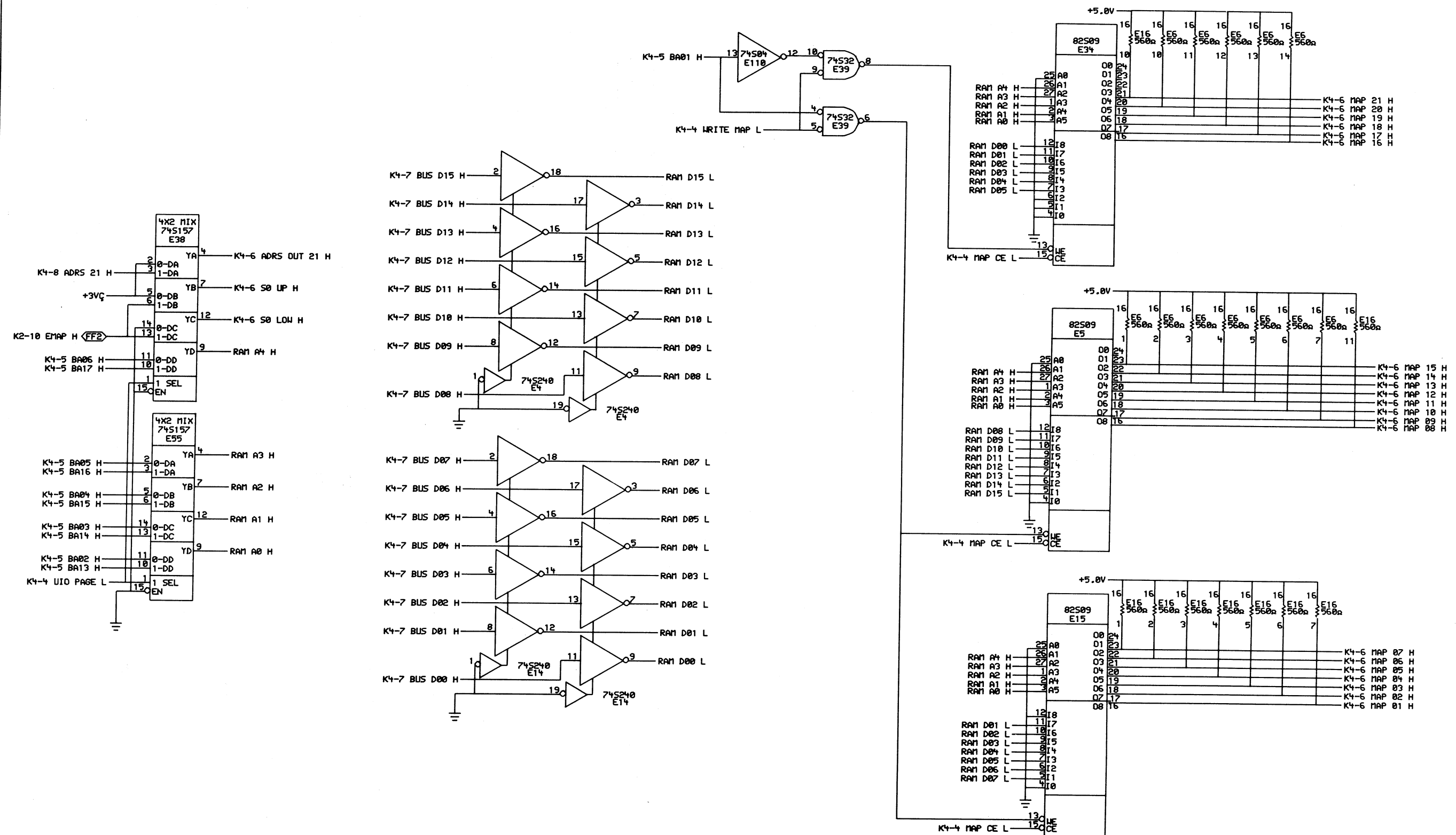
THIS DRAWING AND SPECIFICATIONS, HEREIN, ARE THE PROPERTY OF DIGITAL EQUIPMENT CORPORATION AND SHALL NOT BE REPRODUCED OR COPIED OR USED IN WHOLE OR IN PART AS THE BASIS FOR THE MANUFACTURE OF SALE OF ITEMS WITH UNWRITTEN PERMISSION. COPYRIGHT © 1979, DIGITAL EQUIPMENT CORPORATION.

REVISIONS	
CHK	CHANGE NO., REV

digital
 DATE 19-OCT-79
 DATE 16-OCT-79 15:07
 FIRST USED ON OPTION/MODEL: 11/44
 BOARD LOCATION: SHEET 5 OF 11
 NEXT HIGHER ASSEMBLY: B-DD-M7098-0
 TITLE: (K4-5) UBI MODULE (PAX TO EUB, UBI)
 SIZE CODE D CS
 NUMBER M7098-0-1
 REV. E

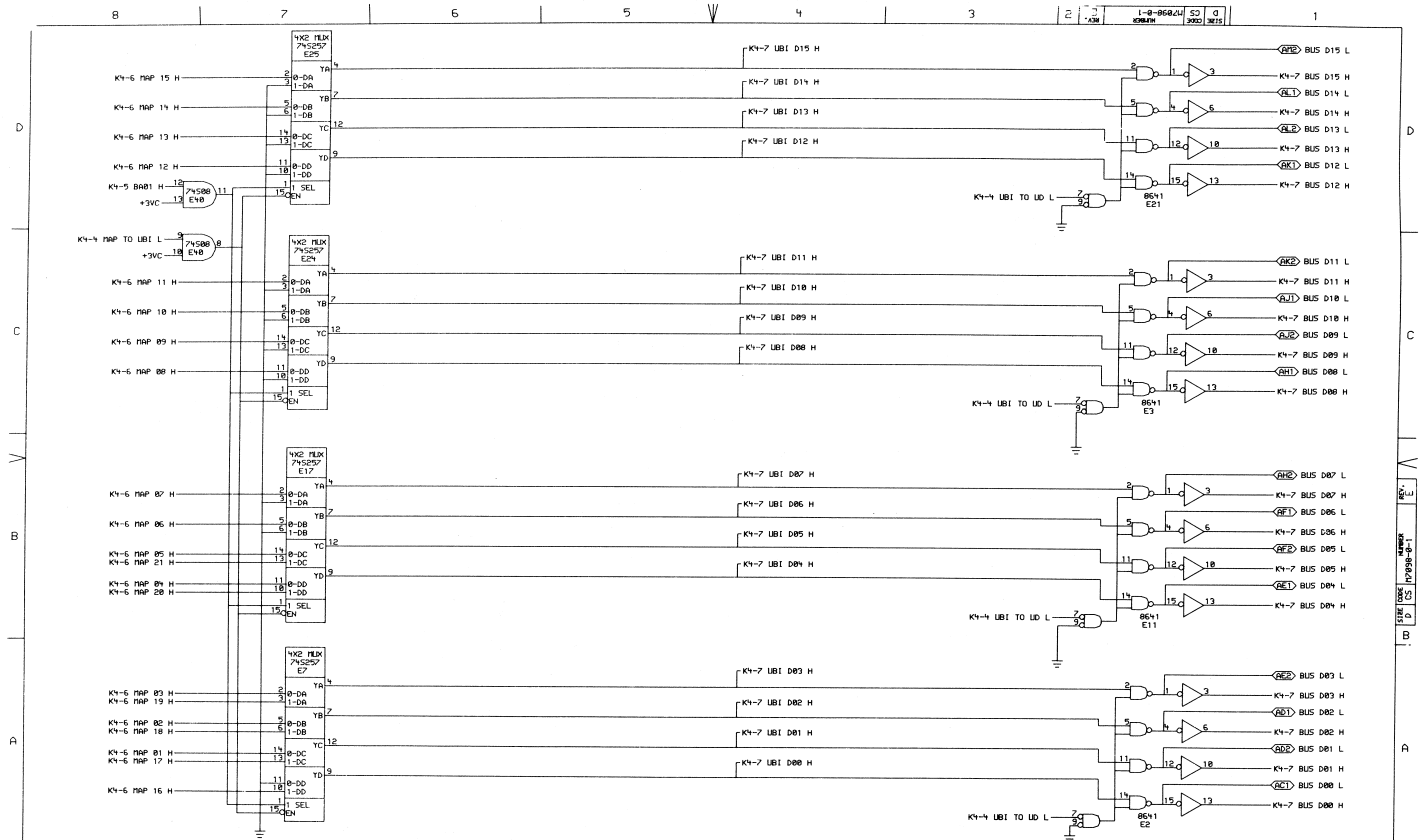
D
C
B
A

D
C
B
A



REVISIONS
CHK CHANGE NO. REV

	DATE: 19-OCT-79	DATE: 11	TITLE: (K4-6) UBI MODULE (MAP REG)
	DATE: 11	DATE: 11	DATE: 11
FIRST USED ON OPTION MODEL: 11/44 NEXT HIGHER ASSEMBLY: B-DD-M7098-0	SIZE CODE: D CS	NUMBER: M7098-0-1	REV. E

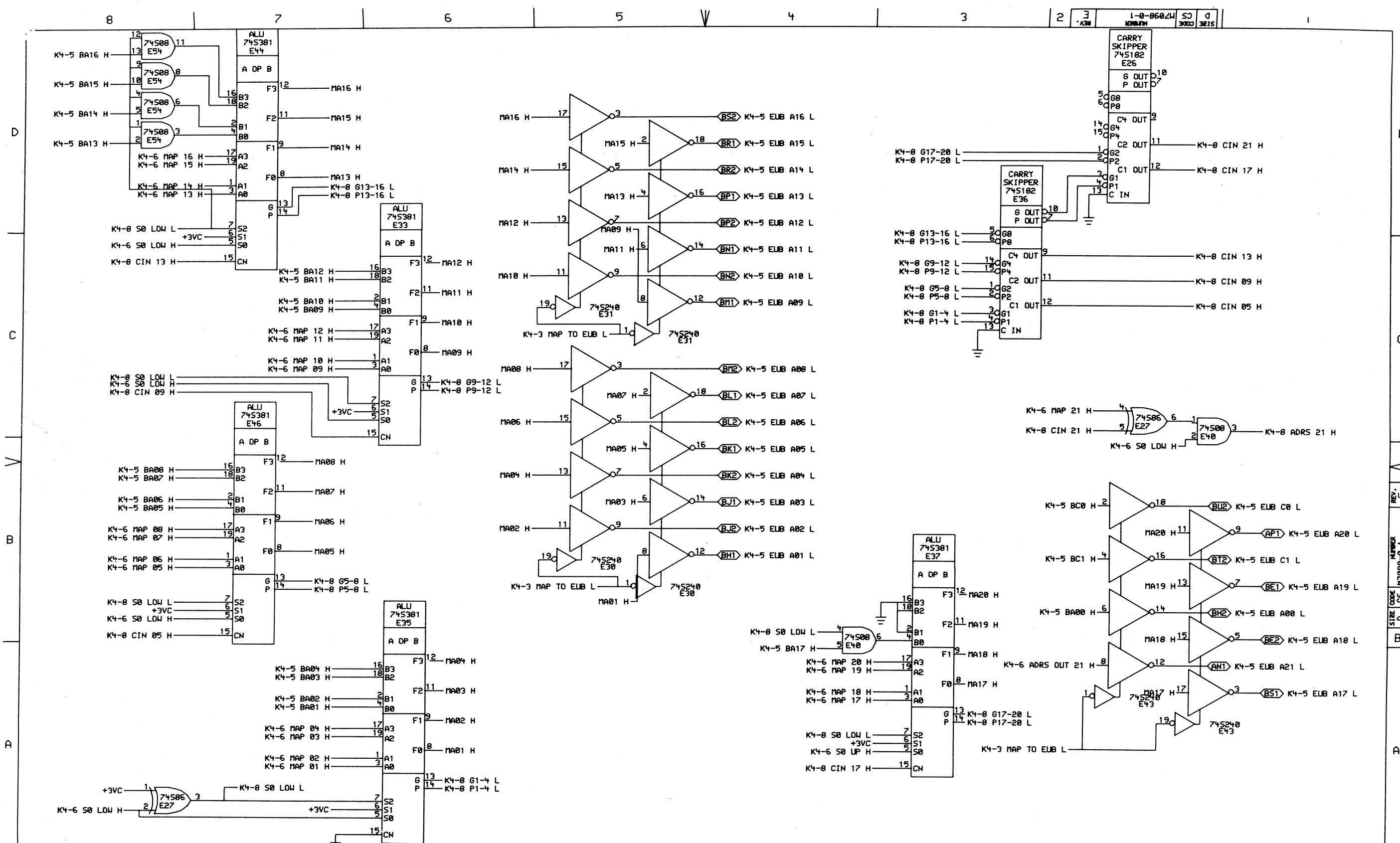


THIS DRAWING AND SPECIFICATIONS ARE THE PROPERTY OF DIGITAL EQUIPMENT CORPORATION AND SHALL NOT BE REPRODUCED OR COPIED OR USED IN WHOLE OR IN PART AS THE BASIS FOR THE MANUFACTURE OR SALE OF ITEMS WITHOUT WRITTEN PERMISSION. COPYRIGHT © 1979, DIGITAL EQUIPMENT CORPORATION.

REVISIONS		
CHK	CHANGE NO.	REV

	DATE: 24-OCT-79	DATE: 16-OCT-79	DATE: 11/44	TITLE: (K4-7) UBI MODULE (ADRS INTRF)
	BOARD LOCATION: 7	OF 11	SIZE: D	CODE: CS
FIRST USED ON OPTION/MODEL: 11/44			NEXT HIGHER ASSEMBLY: B-DD-M7098-0	NUMBER: M7098-0-1
				REV. E

REV. E
 NUMBER M7098-0-1
 CS D SIZE



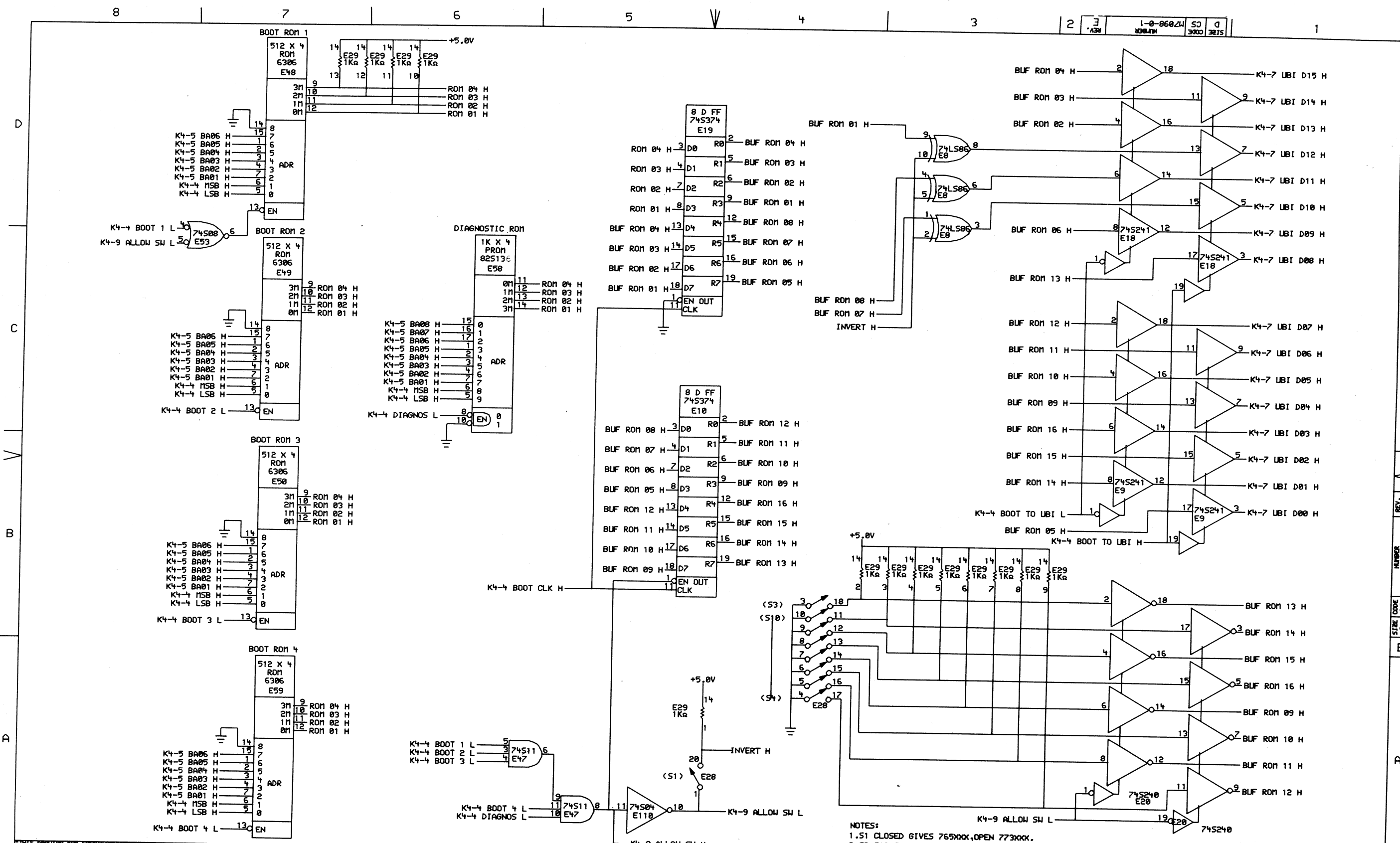
THIS DRAWING AND SPECIFICATIONS ARE THE PROPERTY OF DIGITAL EQUIPMENT CORPORATION AND SHALL NOT BE REPRODUCED OR COPIED OR USED IN WHOLE OR IN PART AS THE BASIS FOR THE MANUFACTURE OR SALE OF ITEMS WITHOUT WRITTEN PERMISSION. COPYRIGHT © 1979, DIGITAL EQUIPMENT CORPORATION.

REVISIONS	
CHK	CHANGE NO. REV

DATE	ENG	DATE	DATE	TITLE:
16-OCT-79				(K4-8) UBI MODULE (MAP)

digital	DRW: J. J. J.	DATE: 16-OCT-79	DATE:	TITLE: (K4-8) UBI MODULE (MAP)
(160,257) K488.DRW	116-OCT-79 15:11	NEXT HIGHER ASSEMBLY:	SIZE CODE: D CS	NUMBER: M7098-0-1
FIRST USED ON OPTION/MODEL: 11/44	B-DD-M7098-0			REV: E

REV. E
NUMBER M7098-0-1
SIZE CODE CS
D CS M7098-0-1



THIS DRAWING AND SPECIFICATIONS, HEREIN ARE THE PROPERTY OF DIGITAL EQUIPMENT CORPORATION AND SHALL NOT BE REPRODUCED OR COPIED OR USED IN WHOLE OR IN PART AS THE BASIS FOR THE MANUFACTURE OR SALE OF ITEMS WITHOUT WRITTEN PERMISSION. COPYRIGHT © 1979, DIGITAL EQUIPMENT CORPORATION.

CHK	CHANGE NO.	REV

REV.	DATE	BY	DESCRIPTION

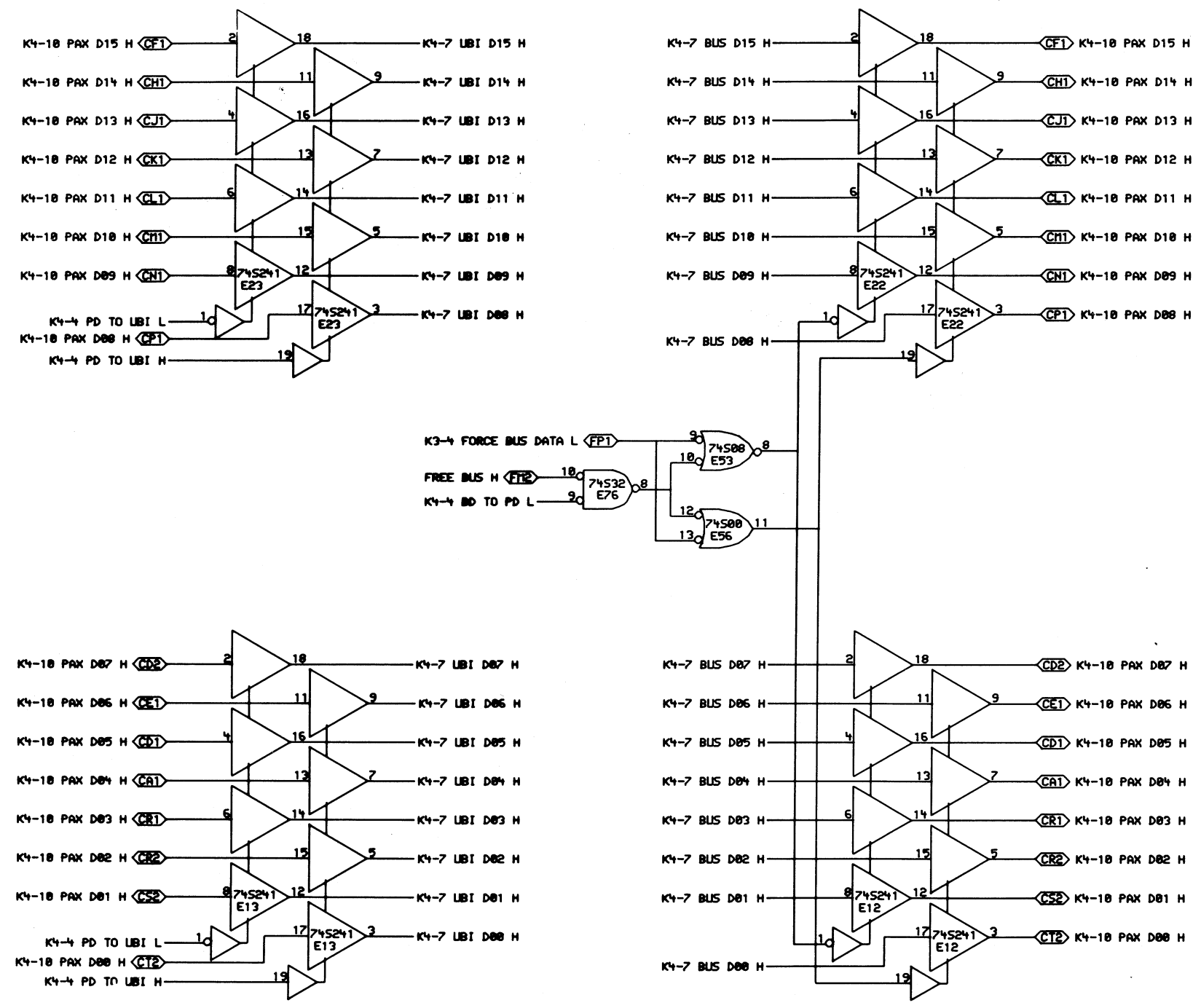
NOTES:
 1. S1 CLOSED GIVES 765XXX, OPEN 773XXX.
 2. S3-S10 SUPPLY XXX, WHERE CLOSED="1".

digital	DRN. <i>W. J. ...</i>	DATE 21-OCT-79	ENG. <i>...</i>	DATE	TITLE: (K4-9) LBI MODULE (BOOT ROMS)
	CHK. <i>...</i>	DATE	BOARD LOCATION: SHEET 9 OF 11		
FIRST USED ON OPTION MODEL: 11/44		16-OCT-79 15:11	NEXT HIGHER ASSEMBLY: B-DD-M7098-0	SIZE CODE D CS	NUMBER M7098-0-1
				REV. E	

REV. E
 NUMBER 1-0-8604
 CS M7098-0-1
 SIZE D
 B

D
C
V
B
A

D
C
V
B
A



THIS DRAWING AND SPECIFICATIONS
HEREIN ARE THE PROPERTY OF
DIGITAL EQUIPMENT CORPORATION AND
SHALL NOT BE REPRODUCED OR COPIED
OR USED IN WHOLE OR IN PART AS
THE BASIS FOR THE MANUFACTURE OR
SALE OF ITEMS WITHOUT WRITTEN
PERMISSION. COPYRIGHT © 1979,
DIGITAL EQUIPMENT CORPORATION

REVISIONS	
CHK	CHANGE NO. REV

digital DRW: J. [Signature] DATE: ENG. DATE: TITLE: (K4-10) LBI MODULE (PAX DATA)

DATE: 16-OCT-79 15:12 NEXT HIGHER ASSEMBLY: BOARD LOCATION: SHEET 10 OF 11

FIRST USED ON OPTION/MODEL: 11/44 B-DD-M7098-0

SIZE	CODE	NUMBER	REV.
D	CS	M7098-0-1	E

M7098 JUMPER AND SWITCH SETTINGS

UNIBUS MAP ADDRESS LIMIT JUMPER TABLES

JUMPERS W12-W8 AND W7-W3 SPECIFY THE LOWER AND UPPER LIMIT, RESPECTIVELY, OF A SET OF UNIBUS ADDRESSES NOT MAPPED TO MAIN MEMORY (ASSERTED ON THE UNIBUS ONLY). EXCEPT FOR THE I/O PAGE, EVERY UNIBUS ADDRESS NOT IN THIS SET IS MAPPED TO MAIN MEMORY (ASSERTED ON THE MEMORY BUS) BY THE UNIBUS MAP DEVICES ON THE UNIBUS SHOULD BE ADDRESSED ONLY IN UNMAPPED OR I/O PAGE ADDRESS SPACE.

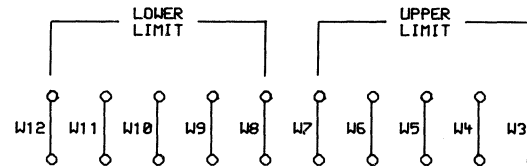
WHEN THE UPPER AND LOWER LIMITS ARE SET TO THE SAME OCTAL BANK (PAGE) NUMBER, EVERY NON- I/O PAGE ADDRESS IS MAPPED TO MAIN MEMORY (ASSERTED ON THE MEMORY BUS).

LOWER LIMIT OF UNMAPPED SET:

THIS TABLE LISTS JUMPER SETTINGS FOR THE LOWER LIMIT OF THE SET OF UNMAPPED ADDRESSES. UNIBUS ADDRESSES (IF ANY) ABOVE ZERO TO JUST BELOW THIS LIMIT ARE MAPPED TO MAIN MEMORY (ASSERTED ON THE MEMORY BUS). THE OCTAL BANK NUMBER IN THIS TABLE IS THE FIRST BANK OF THE UNMAPPED SET EXCEPT WHEN THE LOWER AND UPPER LIMITS ARE SET TO THE SAME BANK NUMBER, IN WHICH CASE ONLY THE I/O PAGE IS UNMAPPED.

LOWEST ADDRESS IN UNMAPPED SET	DECIMAL KW	OCTAL BANK	JUMPER				
			W12	W11	W10	W9	W8
NONE	124	37	OUT	OUT	OUT	OUT	OUT
740 000	120	36	IN	OUT	OUT	OUT	OUT
720 000	116	35	OUT	IN	OUT	OUT	OUT
700 000	112	34	IN	IN	OUT	OUT	OUT
660 000	108	33	OUT	OUT	IN	OUT	OUT
640 000	104	32	IN	OUT	IN	OUT	OUT
620 000	100	31	OUT	IN	IN	OUT	OUT
600 000	96	30	IN	IN	IN	OUT	OUT
560 000	92	27	OUT	OUT	OUT	IN	OUT
540 000	88	26	IN	OUT	OUT	IN	OUT
520 000	84	25	OUT	IN	OUT	IN	OUT
500 000	80	24	IN	IN	OUT	IN	OUT
460 000	76	23	OUT	OUT	IN	IN	OUT
440 000	72	22	IN	OUT	IN	IN	OUT
420 000	68	21	OUT	IN	IN	IN	OUT
400 000	64	20	IN	IN	IN	IN	OUT
360 000	60	17	OUT	OUT	OUT	OUT	IN
340 000	56	16	IN	OUT	OUT	OUT	IN
320 000	52	15	OUT	IN	OUT	OUT	IN
300 000	48	14	IN	IN	OUT	OUT	IN
260 000	44	13	OUT	OUT	IN	OUT	IN
240 000	40	12	IN	OUT	IN	OUT	IN
220 000	36	11	OUT	IN	IN	OUT	IN
200 000	32	10	IN	IN	IN	OUT	IN
160 000	28	7	OUT	OUT	OUT	IN	IN
140 000	24	6	IN	OUT	OUT	IN	IN
120 000	20	5	OUT	IN	OUT	IN	IN
100 000	16	4	IN	IN	OUT	IN	IN
60 000	12	3	OUT	OUT	IN	IN	IN
40 000	8	2	IN	OUT	IN	IN	IN
20 000	4	1	OUT	IN	IN	IN	IN
0	0	0	IN	IN	IN	IN	IN

POSITION OF JUMPERS ON M7098:



UPPER LIMIT OF UNMAPPED SET:

THIS TABLE LISTS JUMPER SETTINGS FOR THE UPPER LIMIT OF THE SET OF UNMAPPED ADDRESSES. UNIBUS ADDRESSES (IF ANY) ABOVE THIS LIMIT AND BELOW 760 000 ARE MAPPED TO MAIN MEMORY. THE OCTAL BANK NUMBER IN THIS TABLE IS THE FIRST MAPPED BANK AFTER THE UNMAPPED SET EXCEPT WHEN IT IS BANK 37, THE I/O PAGE (ALWAYS UNMAPPED).

HIGHEST ADDRESS IN UNMAPPED SET	DECIMAL KW	OCTAL BANK	JUMPER				
			W7	W6	W5	W4	W3
757 777	124	37	OUT	OUT	OUT	OUT	OUT
737 777	120	36	IN	OUT	OUT	OUT	OUT
717 777	116	35	OUT	IN	OUT	OUT	OUT
677 777	112	34	IN	IN	OUT	OUT	OUT
657 777	108	33	OUT	OUT	IN	OUT	OUT
637 777	104	32	IN	OUT	IN	OUT	OUT
617 777	100	31	OUT	IN	IN	OUT	OUT
577 777	96	30	IN	IN	IN	OUT	OUT
557 777	92	27	OUT	OUT	OUT	IN	OUT
537 777	88	26	IN	OUT	OUT	IN	OUT
517 777	84	25	OUT	IN	OUT	IN	OUT
477 777	80	24	IN	IN	OUT	IN	OUT
457 777	76	23	OUT	OUT	IN	IN	OUT
437 777	72	22	IN	OUT	IN	IN	OUT
417 777	68	21	OUT	IN	IN	IN	OUT
377 777	64	20	IN	IN	IN	IN	OUT
357 777	60	17	OUT	OUT	OUT	OUT	IN
337 777	56	16	IN	OUT	OUT	OUT	IN
317 777	52	15	OUT	IN	OUT	OUT	IN
277 777	48	14	IN	IN	OUT	OUT	IN
257 777	44	13	OUT	OUT	IN	OUT	IN
237 777	40	12	IN	OUT	IN	OUT	IN
217 777	36	11	OUT	IN	IN	OUT	IN
177 777	32	10	IN	IN	IN	OUT	IN
157 777	28	7	OUT	OUT	OUT	IN	IN
137 777	24	6	IN	OUT	OUT	IN	IN
117 777	20	5	OUT	IN	OUT	IN	IN
77 777	16	4	IN	IN	OUT	IN	IN
57 777	12	3	OUT	OUT	IN	IN	IN
37 777	8	2	IN	OUT	IN	IN	IN
17 777	4	1	OUT	IN	IN	IN	IN
NONE	0	0	IN	IN	IN	IN	IN

EXAMPLE OF LIMIT SETTING:

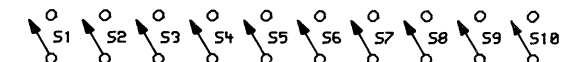
SET UP FOR 12 (DECIMAL) KW (3 PAGES) OF UNIBUS DEVICE ADDRESSES JUST BELOW THE I/O PAGE:

- PAGE (BANK) 37 IS THE I/O PAGE. THEREFORE THE THREE PAGES TO BE UNMAPPED ARE 34, 35, AND 36.
- READ JUMPER SETTINGS FOR W12 THROUGH W8 FROM THE LOWER LIMIT TABLE AT BANK 34, THE FIRST UNMAPPED BANK: W12=IN, W11=IN, W10=OUT, W9=OUT, & W8=OUT.
- READ JUMPER SETTINGS FOR W7 THROUGH W3 FROM THE UPPER LIMIT TABLE AT BANK 37, THE NEXT BANK AFTER THE UNMAPPED SET DESIRED (34, 35, AND 36): W7=OUT, W6=OUT, W5=OUT, W4=OUT, & W3=OUT.

NOTICE THAT THE UPPER LIMIT TABLE "DECIMAL KW" AMOUNT MINUS THE LOWER LIMIT TABLE "DECIMAL KW" AMOUNT EQUALS 12KW, THE SIZE AREA DESIRED.

BOOT SWITCHES-E28, K4-9:

FOR ALL SWITCHES ON = CLOSED = LOGIC "1"



S1 DETERMINES START ADDRESS (UPPER 3 DIGITS): WHEN OPEN, 773XXX; WHEN CLOSED, 765XXX.

S2, WHEN ON, ENABLES INTERNAL BOOT.

S3-S10 ARE BITS 0-1 OF THE STARTING ADDRESS.

A CLOSED SWITCH EQUALS A "1" IN THE ADDRESS.

THE SWITCHES ARE VIEWED WITH THE BOARD COMPONENT SIDE UP, GOLD FINGERS AT THE BOTTOM.

BOOT ROMS

THE CPU SPECIFIC DIAGNOSTIC ROM GOES INTO SOCKET E50. ROMS FOR OTHER BOOTABLE DEVICES GO INTO THE FOLLOWING SOCKETS IN ORDER:

- BT1 E48
- BT2 E49
- BT3 E50
- BT4 E59

THE M7098 HAS ETCH MARKINGS FOR EACH ROM BT1-BT4.

JUMPER W2 ENABLES THE DIAGNOSTICS ROM WHEN IN (STANDARD CONFIGURATION IS IN).

JUMPER W1 ENABLES PARITY ERROR ABORT WHEN IN (STANDARD CONFIGURATION IS IN).

JUMPERS W17 & W18 ARE ALWAYS INSTALLED.

REVISIONS	CHK	CHANGE NO.	REV

digital DATE: 02-MAY-88 ENG: B. Guit DATE: 5-MAY-88
 CHK'D: Billgat DATE: BOARD LOCATION: 11 OF 11
 (160.25) XBIT1D.DRW 102-MAY-88 01:42 NEXT HIGHER ASSEMBLY: B-DD-M7098-0
 FIRST USED ON OPTION MODEL: 11/44

TITLE: (K4-11) UBI MODULE (SW SETTINGS)
 SIZE CODE D CS NUMBER M7098-0-1 REV. E
 TW 1

LINE	ITEM	DOCUMENT NUMBER	PART NUMBER	DESCRIPTION	QTY PER VARIATION	REFERENCE DESIGNATOR
					00	
1	1		5013828-00	UNIT BUS CONTROL	1	
2	2		1000016-00	100.0 MMF 100V 5%200PPM DM15S	1	C5
3	3		1000024-00	470.0 MMF 100V 5%200PPM DM15S	5	C4,C6-C8,C10
4	4		1000076-00	39 MFD 10V 10% 150D S.TA	6	C11-C16
5	5		1013466-10	3300.0 MMF 50V 5% CER	2	C3,C9
6	6		1012784-00	.047 MFD 50V +80-20% CER	38	C17-C54
7	7		1210711-02	HANDLE,MODULE,HEX	1	
8	8		1211164-06	SW,DIP 1P 1A 10POS	1	E28
9	9		1215006-02	SOCKET 16PIN IC LOW PROFILE	4	XE48-XE50,XE59
10	10		1215006-03	SOCKET 18PIN IC LOW PROFILE	1	XE58
11	11		1215006-07	SOCKET 28PIN IC LOW PROFILE	3	XE45,XE64,XE82
12	12		1300005-01	R NETWORK 13-1K 5.0 % 14PIN	2	E29,E63
13	13		1300005-10	R NETWORK 15-560 5.0 % 16PIN	2	E6,E16
14	14		1300316-00	470.0 .25 W 5.0 % CC	11	R10,R50,R52,R54,R30-R32,R34,R35, R41,R42
15	15		1300365-00	1.0 K .25 W 5.0 % CC	14	CONT R29,R44,R51,R53,R55,R8,R43,R1, CONT R2,R9,R14,R15,R18,R22
16	16		1313596-00	20.0 K .25 W 1.0 % RN55D-F10	2	R13,R20
17	17		1302411-00	511.0 .25 W 1.0 % RN55D-F10	6	R4,R7,R24,R26,R28,R40
18	18		1302931-00	49.90 .25 W 1.0 % RN55D-F10	2	R12,R19
19	19		1304863-00	316.0 .25 W 1.0 % RN55D-F10	6	R3,R6,R23,R25,R27,R39
20	20		1312628-00	R NETWORK 14-176.5 14-375 16PIN	2	E1,E78
21	21		1312628-01	R NETWORK 14-176.5 11-375 16PIN	2	E32,E70
22	22		1313583-00	150.0 .25 W 1.0 % RN55D-F10	5	R5,R11,R16,R17,R21
23	23		1612463-00	DELAY= 150NS,10TAPS	6	E65,E66,E69,E86,E108,E127
24	24		1909705-00	DEC 8881 NAND GATE-QUAD 2IN 0	2	E88,E91
25	25		1910436-00	DEC 74123 ONE SHOT-DUAL,PETRIG	1	E97
26	26		1910532-00	74S00 NAND GATE-QUAD 2IN	7	E56,E73,E74,E90,E92,E94,E111
27	27		1910533-00	74S03 NAND GATE-QUAD 2IN,0	1	E128
28	28		1910534-00	74S04 INVERTER GATE-HEX 1I	3	E105,E110,E123

REVISION HISTORY		BASIC PART NO: M7098		DRN:	M. FUNARO	DATE: 22-JAN-79	DIGITAL			
ENG	ECO NUMBER	REV	SECTION A OF A	CHK'D:	E.T.GERRY	DATE: 22-JAN-79	TITLE PARTS LIST			
							KD11-Z UBI MODULE			
RG	M7098-TW003	IC	[A] 00							
RG	M7098-TW004	ID	[B]							
RG	TW005	IE	[C]	DFS.ENG:	R. DAY	DATE: 27-JUN-79				
			[D]							
			[E]							
			[F]	RESP.ENG.:	J. MITCHELL	DATE: 22-JAN-79	DOCUMENT NUMBER			
			[G]							
			[H]							
			[I]							
			[J]	MFG.ENG.:	J. COMELLA	DATE: 27-JUN-79	K	PL	M7098-0-DBP	E
			[K]							
			[L]							
			[M]	ASSEMBLY NUMBER:		TOP DOCUMENT NUMBER:	FILE NAME:	EDIT #		
			[N]	D-UA-M7098-0-0			Z0621E,PLS	18		

"THIS DRAWING AND SPECIFICATIONS HEREIN, ARE THE PROPERTY OF DIGITAL EQUIPMENT CORPORATION AND SHALL NOT BE REPRODUCED OR COPIED OR USED IN WHOLE OR IN PART AS THE BASIS FOR THE MANUFACTURE OR SALE OF ITEMS WITHOUT WRITTEN PERMISSION. COPYRIGHT (C) 1980, DIGITAL EQUIPMENT CORPORATION"

TW

LINE	ITEM	DOCUMENT NUMBER	PART NUMBER	DESCRIPTION	QTY PER VARIATION	REFERENCE DESIGNATOR
					00	
29	29		1910535-00	74S05 INVERTER GATE=HEX 1	2	E68,E72
30	30		1910536-00	74S10 NAND GATE=TRIPLE 3IN	2	E83,E96
31	31		1910537-00	74S11 AND GATE=TRIPLE 3INP	2	E47,E75
32	32		1910544-00	74S74 FF-D DUAL,EDGE TRIGG	8	E81,E95,E112-E116,E119
33	33		1910548-00	74S157 MUX 1 OF 2 (QUAD)	3	E38,E55,E102
34	34		1910550-00	74S174 FF-D HEX	1	E101
35	35		1910878-00	7427 NOR GATE=TRIPLE 3IN	1	E100
36	36		1910957-00	74S175 FF-D QUAD COMMON CLO	2	E87,E98
37	37		1911324-00	7414 INVERTER,HEX 1IN SCH	1	E126
38	38		1911469-00	DEC 8640 RECEIVER,BUS,QUAD,U	2	E99,E109
39	39		1911579-00	8641 TRANSCEIVER,BUS,QUA	11	E2,E3,E11,E21,E52,E60,E61,E71, E79,E80,E121
40	40		1911641-00	SN 74S257 MUX,QUAD 2 TO 1	4	CONT E7,E17,E24,E25
41	41		1911712-00	74S51 AND-OR GATE=INVERT D	1	E106
42	42		1912096-00	DEC 74S86 XOR GATE,QUAD 2IN	1	E27
43	43		1912097-00	SN 74S182 LOOK AND CARRY GEN	2	E26,E36
44	44		1912388-00	74S02 NOR GATE=QUAD 2IN,PO	5	E67,E89,E107,E118,E125
45	45		1912389-00	74S08 AND GATE=QUAD 2IN,PO	8	CONT E40,E53,E54,E57,E85,E93,E120, E124
46	46		1912746-00	DEC 74S37 NAND GATE=QUAD 2IN	2	E77,E84
47	47		1912829-00	LS86 X-OR GATE=QUAD 2IN	1	E6
48	48		1913347-00	74S32 OR GATE=QUAD 2IN	3	E39,E76,E103
49	49		1913462-00	74S240 OCTAL BUFFER,INVERTI	9	E4,E14,E20,E30,E31,E41-E43,E51
50	50		1913493-00	74S241 OCTAL BUFFER,TRI=STA	6	E9,E12,E13,E18,E22,E23
51	51		1913663-00	93419DC RAM 64X9 28PIN TT	3	E5,E15,E34
52	52		1913671-00	74S374 FF-D OCTAL TRISTATE	2	E10,E19
53	53		1913700-00	74S381 ALU=4BIT	5	E33,E35,E37,E44,E46
54	54		1914085-00	74S260 NOR GATE=DUAL,POS	1	E122
55	55		1914086-00	74S30 NAND GATE=POS 8IN	1	E62
56	56		1911637-00	74132 NAND GATE=QUAD 2 IN	1	E117
57	57		23000A9-01	*** THIS ITEM IS NOT USED ***	-	
58	58		23032C6-00	C6-01	1	E82
59	59		23000F1-01	*** THIS ITEM IS NOT USED ***	-	
60	60		9000024-01	EYELET, ROLLED FLANGE, .121 OD X	12	
61	61		9009185-00	JUMPER, WIRE, INSULATED, BLACK B	14	W1-W12,W17,W18
62	62		1311422-00	178.0 .25 W 1.0 % RN55D-F10	5	R36,R38,R48,R49,R56
63	63		1305125-00	383.0 .25 W 1.0 % RN55D-F10	5	R37,R45,R47,R57,R58
64	64		23054C6-00	C6-01	1	E64
65	65		23052C6-00	C6-01	1	E45
66	66		23446F1-00	F1-02	1	E58
67	67		1012121-00	220.0 MNF 100V 1%200PPM DM15S	1	C1
68	68		9009157-00	ADH,LIQ.RM,TEMP CURING COLORLESS	A/R	
69	69		9105740-55	WIRE(WRAP)30AWG UL1423	1	

D	I	G	I	T	A	L	TITLE	SECTION A OF A	SIZE	CODE	DOCUMENT NUMBER	REV
							KD11-2 UBI MODULE		K	PL	M7098-0-DBP	E

TW

"THE MATERIAL HEREIN IS FOR INFORMATION PURPOSES ONLY AND IS SUBJECT TO CHANGE WITHOUT NOTICE. DIGITAL EQUIPMENT CORPORATION ASSUMES NO RESPONSIBILITY FOR ANY ERRORS WHICH MAY APPEAR HEREIN."

FIELD MAINTENANCE PRINT SET

"THIS DRAWING AND SPECIFICATIONS, HEREIN, ARE THE PROPERTY OF DIGITAL EQUIPMENT CORPORATION AND SHALL NOT BE REPRODUCED OR COPIED OR USED IN WHOLE OR IN PART AS THE BASIS FOR THE MANUFACTURE OR SALE OF ITEMS WITHOUT WRITTEN PERMISSION. COPYRIGHT © 1979 DIGITAL EQUIPMENT CORPORATION."

TABLE OF CONTENTS

B-DD-KK11-B-0	Drawing Directory
B-BD-KK11-B-1	Block Diagram
B-TD-KK11-B-2	Timing Diagram
D-UA-M7097-0-0 (sheet 1 only)	Cache Memory Module
K-PL-M7097-0-DBP	Parts List
D-CS-M7097-0-1	Circuit Schematic

UNIT VARIATIONS COVERED BY THIS PRINT SET

KK11-B

**Field Maintenance
Print Set**

KK11-B

**Digital Equipment
Corporation**

MP00811

REVISIONS	REV.	A		USED ON OPTION/MODEL	DRN. E.H.	DATE 6/1/79	digital TITLE: CACHE MEMORY OPTION SIZE B CODE TC NUMBER KK11-B-3 REV. A
	CHG. NO.	TW001			CHK'D J. SULLIVAN	DATE 6/21/79	
	DATE	2-81			PROJ. ENG. <i>M. Sullivan</i>	DATE 6-29-79	
					FIELD SERV. <i>K. Sullivan</i>	DATE	
					SHEET 1 OF 1		

SIZE **B** CODE **TC** NUMBER KK-11-B-3 REV. **A**

"THE MATERIAL HEREIN IS FOR INFORMATION PURPOSES ONLY AND IS SUBJECT TO CHANGE WITHOUT NOTICE. DIGITAL EQUIPMENT CORPORATION ASSUMES NO RESPONSIBILITY FOR ANY ERRORS WHICH MAY APPEAR HEREIN."

DRAWING DIRECTORY

"THIS DRAWING AND SPECIFICATIONS, HEREIN, ARE THE PROPERTY OF DIGITAL EQUIPMENT CORPORATION AND SHALL NOT BE REPRODUCED OR COPIED OR USED IN WHOLE OR IN PART AS THE BASIS FOR THE MANUFACTURE OR SALE OF ITEMS WITHOUT WRITTEN PERMISSION. COPYRIGHT © 1979 DIGITAL EQUIPMENT CORPORATION."

FOR FIELD MAINTENANCE PRINT SET

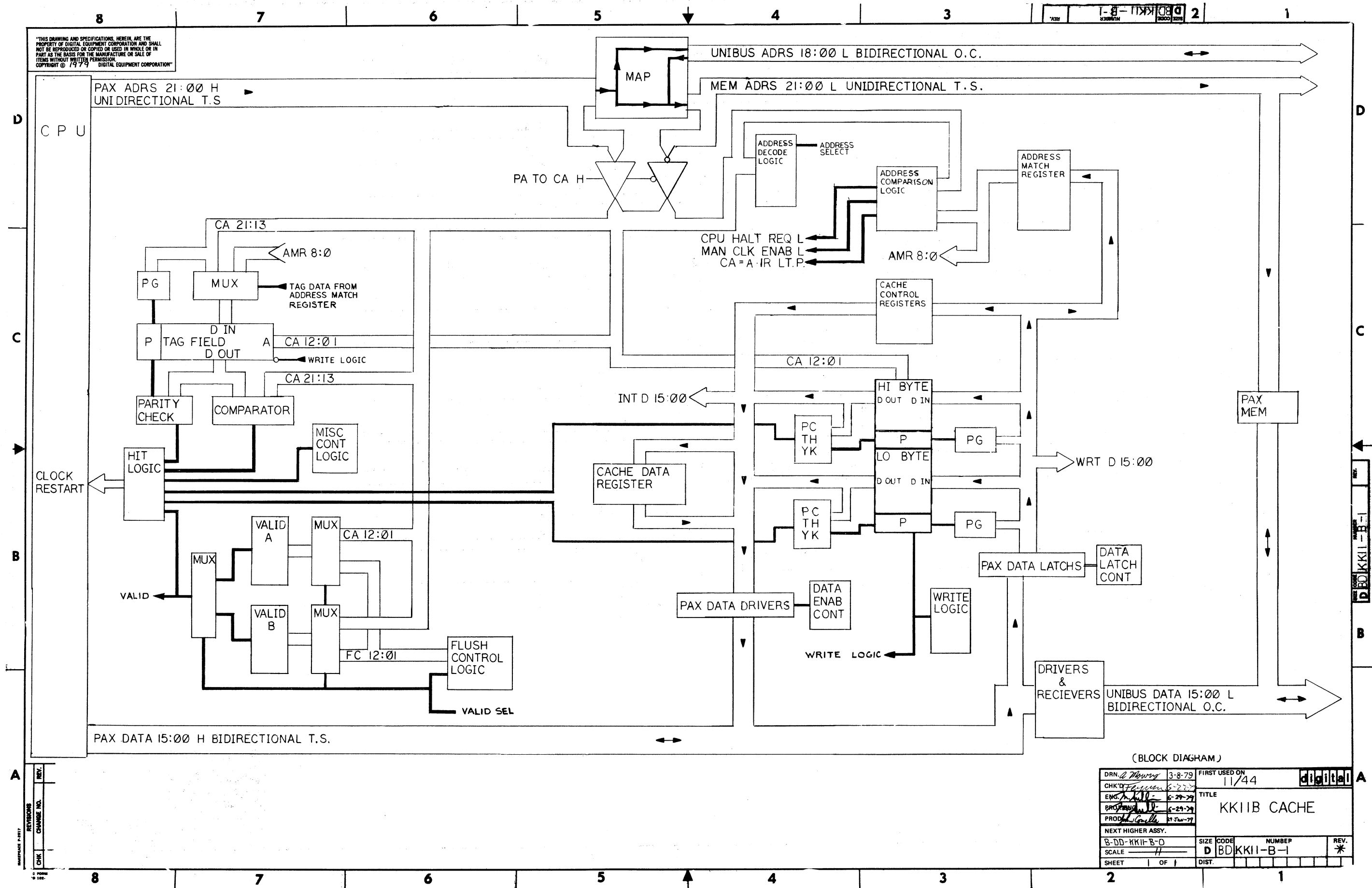
REFER TO:

MP00811

UNIT VARIATIONS	
VAR	TITLE
KK11-B	CACHE MEMORY

REVISIONS	REV.		USED ON OPTION/MODEL	DRN.	DATE	TITLE		digital	
	CHANGE NO.			11/44	E.H.	6/1/79	CACHE MEMORY		
				CHK'D.	DATE				
				J. SULLIVAN	6/21/79				
				PROJ. ENG.	DATE				
CHK				<i>M. Sullivan</i>	6-27-79	SIZE	CODE	NUMBER	REV
				PROD.	DATE	B	DD	KK11-B-0	*
			SHEET 1 OF 2	<i>J. Sullivan</i>	2003/79	DIST.			

"THIS DRAWING AND SPECIFICATIONS, HEREIN, ARE THE PROPERTY OF DIGITAL EQUIPMENT CORPORATION AND SHALL NOT BE REPRODUCED OR COPIED OR USED IN WHOLE OR IN PART AS THE BASIS FOR THE MANUFACTURE OR SALE OF ITEMS WITHOUT WRITTEN PERMISSION. COPYRIGHT © 1979 DIGITAL EQUIPMENT CORPORATION"



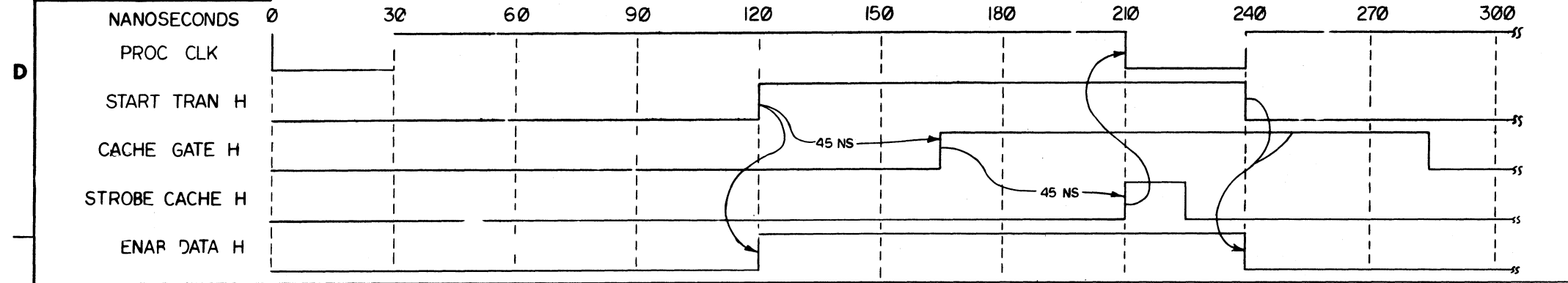
(BLOCK DIAGRAM)

DRN. <i>A. Noway</i>	3-8-79	FIRST USED ON	11/44	digital
CHK'D <i>F. Foy</i>	6-22-79	TITLE	KKIIB CACHE	
ENG. <i>A. Hill</i>	6-29-79	SCALE	11	
PROD. <i>A. Conilla</i>	8-24-79	SHEET	OF 1	
NEXT HIGHER ASSY.		SIZE	CODE	NUMBER
B-DD-KKII-B-0		D	BD	KKII-B-1
REV. *				

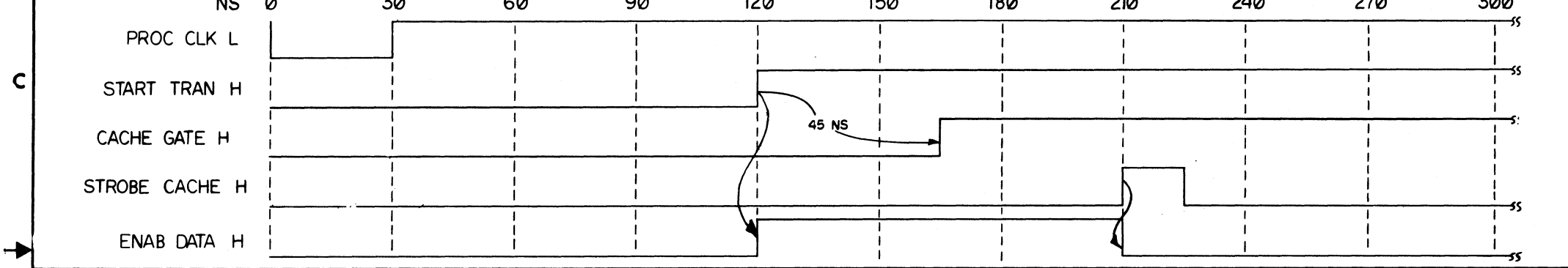
REV.	
CHG	
REVISIONS	
CHANGE NO.	

THIS DRAWING AND SPECIFICATIONS HEREIN ARE THE PROPERTY OF DIGITAL EQUIPMENT CORPORATION AND SHALL NOT BE REPRODUCED OR COPIED OR USED IN WHOLE OR IN PART AS THE BASIS FOR THE MANUFACTURE OR SALE OF ITEMS WITHOUT WRITTEN PERMISSION.
 COPYRIGHT © 1979 DIGITAL EQUIPMENT CORPORATION

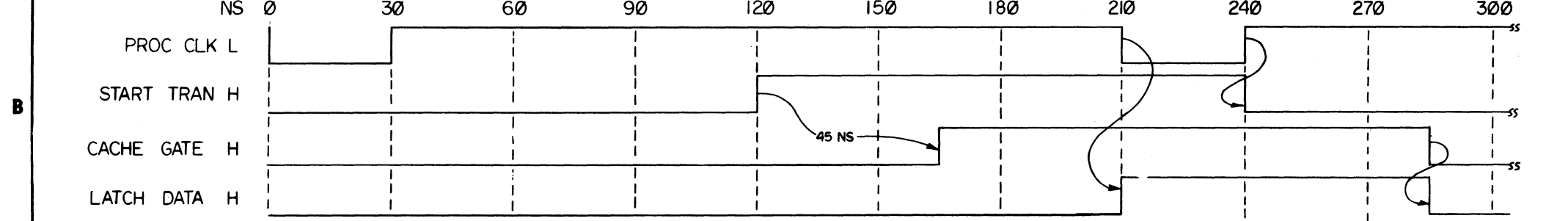
TD 1 READ HIT DATA ENABLE



TD 2 READ MISS DATA ENABLE



TD 3 READ MISS & WRITE HIT DATA LATCH



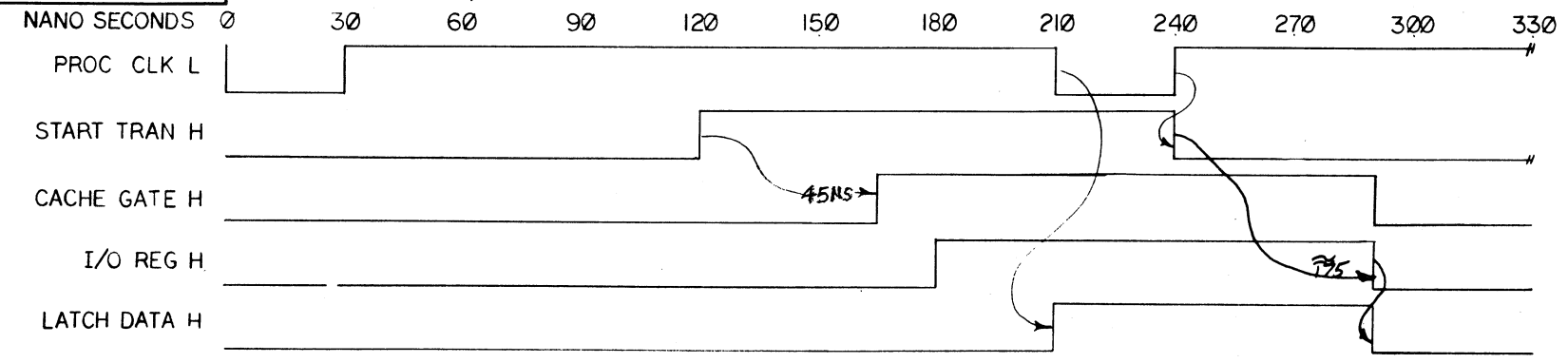
(TIMING DIAGRAMS TD1, TD2, TD3)

DRN: <i>H. Hubel</i>	28 MAR 79	FIRST USED ON	Digital
CHK'D: <i>J. G. ...</i>	6-27-79	TITLE	KK11 B CACHE
APP'D: <i>H. ...</i>	6-27-79	SIZE	D
PRO'D: <i>H. ...</i>	7-17-79	CODE	TD
NEXT HIGHER ASSY.		NUMBER	KK11-B-2
B-DD-KK11-B-0		REV.	*
SCALE		DIST.	
SHEET 1 OF 3			

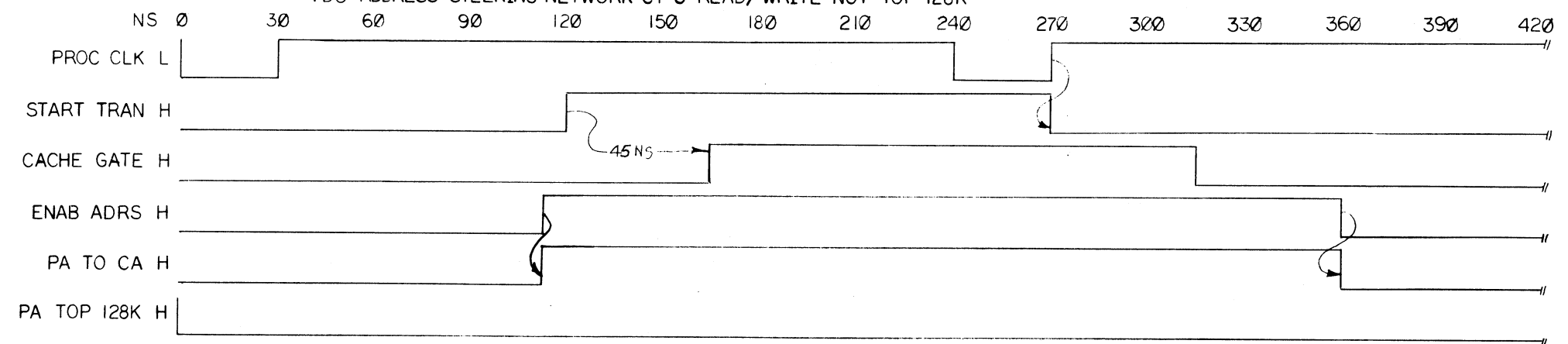
REV.	
CHK	
CHANGE NO.	
REVISIONS	

"THIS DRAWING AND SPECIFICATIONS, HEREIN, ARE THE PROPERTY OF DIGITAL EQUIPMENT CORPORATION AND SHALL NOT BE REPRODUCED OR COPIED OR USED IN WHOLE OR IN PART AS THE BASIS FOR THE MANUFACTURE OR SALE OF ITEMS WITHOUT WRITTEN PERMISSION. COPYRIGHT © 1979 DIGITAL EQUIPMENT CORPORATION"

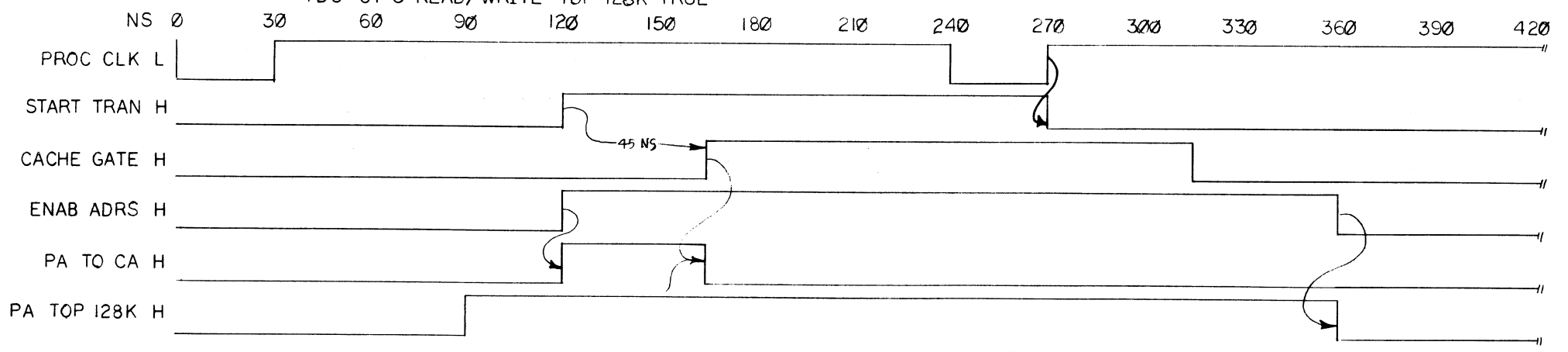
TD4 I/O WRITE DATA LATCH



TD5 ADDRESS STEERING NETWORK CPU READ/WRITE NOT TOP 128K



TD6 CPU READ/WRITE TOP 128K TRUE



(TIMING DIAGRAMS TD4, TD5, TD6)

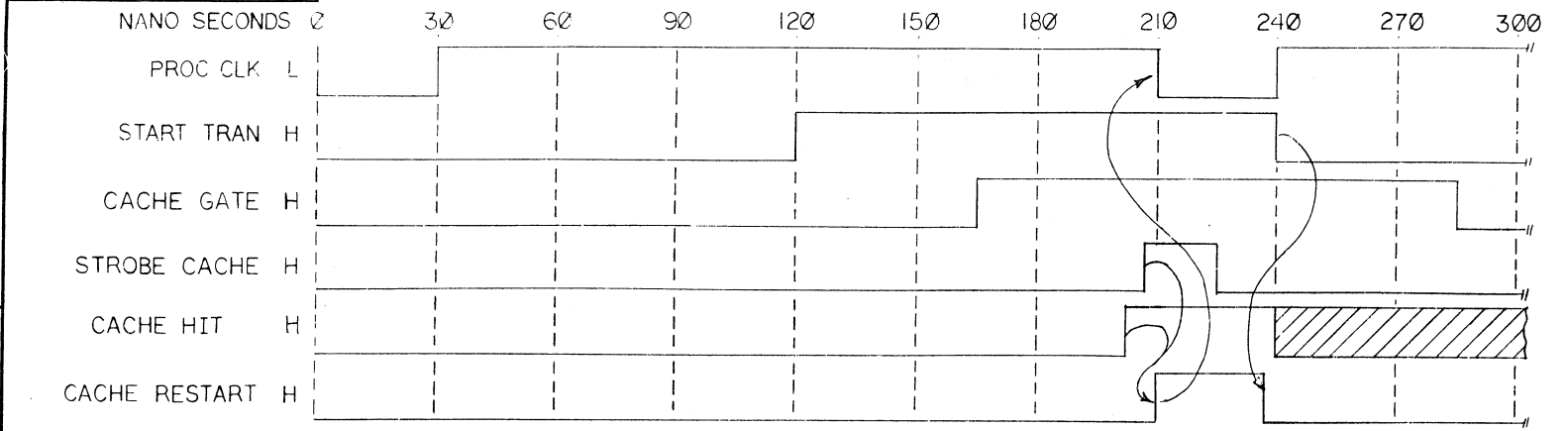
REVISIONS		
CHK	CHANGE NO.	REV.

TITLE	KK11B CACHE	SIZE CODE	D	NUMBER	TD KK11-B-2	REV.	*
SCALE	//	SHEET	2	OF	3	DIST.	

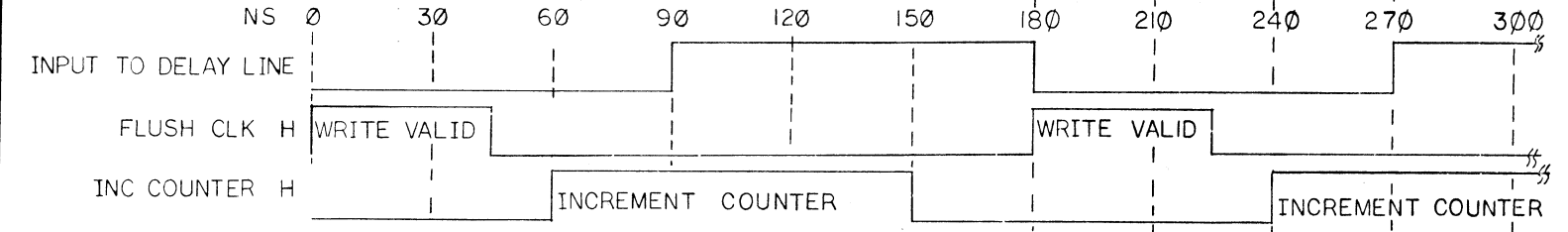
"THIS DRAWING AND SPECIFICATIONS, HEREIN, ARE THE PROPERTY OF DIGITAL EQUIPMENT CORPORATION, AND SHALL NOT BE REPRODUCED OR COPIED OR USED IN WHOLE OR IN PART AS THE BASIS FOR THE MANUFACTURE OR SALE OF ITEMS WITHOUT WRITTEN PERMISSION. COPYRIGHT © 1972 DIGITAL EQUIPMENT CORPORATION"

REV. 2
D TD KKIIB-B-2
NUMBER

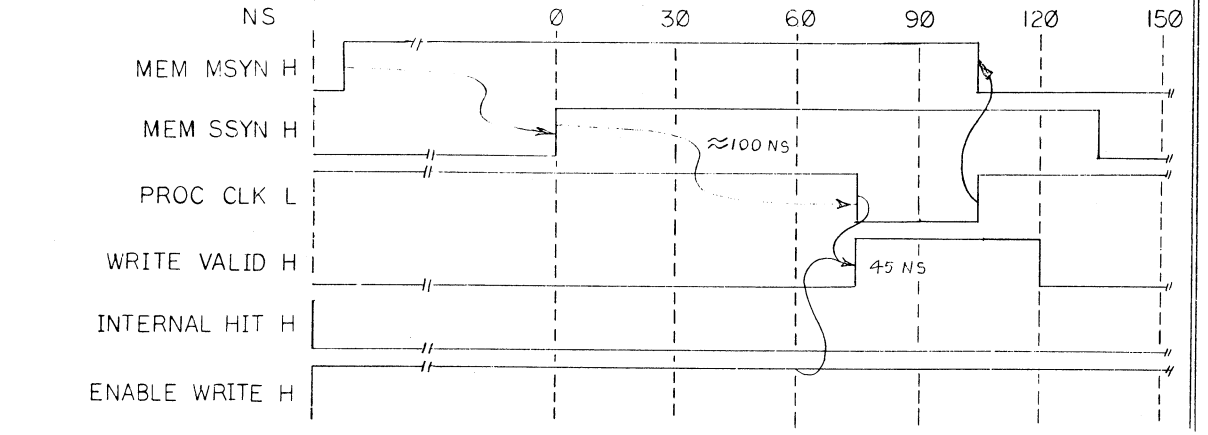
TD7 READ HIT CLOCK RESTART



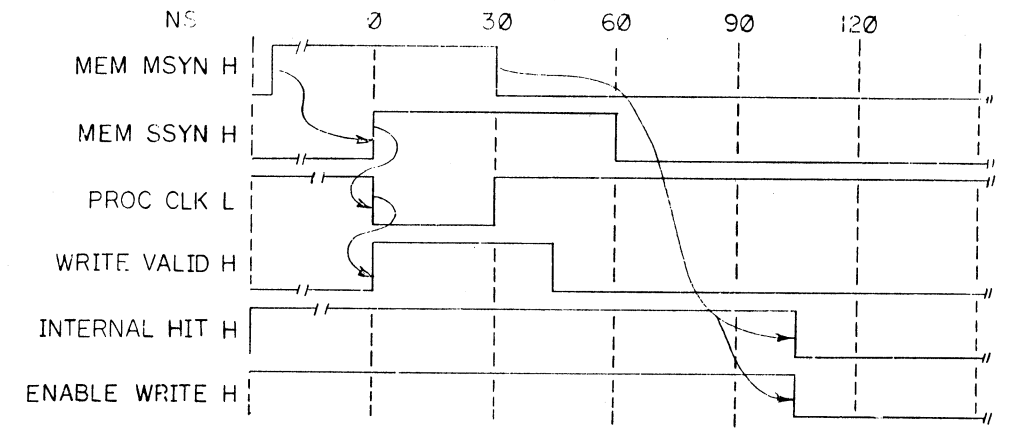
TD8 FLUSH COUNTER AND CLOCK



TD9 UPDATE ON READ MISS



TD10 UPDATE WRITE HIT



(TIMING DIAGRAMS TD7, TD8, TD9 & TD10)


REVISIONS		
CHK	CHANGE NO	REV.

TITLE KKIIB CACHE	SIZE CODE D TD	NUMBER KKIIB-B-2	REV. *
SCALE	SHEET 3 OF 3	DIST.	TW

THIS DRAWING AND SPECIFICATIONS, HEREIN, AND THE
 PROPERTY OF THE UNITED STATES GOVERNMENT AND SHALL
 REMAIN THE PROPERTY OF THE UNITED STATES GOVERNMENT
 AND SHALL NOT BE REPRODUCED OR TRANSMITTED IN ANY
 FORM OR BY ANY MEANS, ELECTRONIC OR MECHANICAL,
 INCLUDING PHOTOCOPYING, RECORDING, OR BY ANY
 INFORMATION STORAGE AND RETRIEVAL SYSTEM, WITHOUT
 PERMISSION FROM THE UNITED STATES GOVERNMENT.

SEE NOTE 1

45 COMPONENT SIDE VIEW



NOTES:
 1. C40 AND W2 ARE NOT INSTALLED

STEP	← Y AXIS	STEP	← X AXIS
REPEAT	← Y AXIS	STEP	← X AXIS

CHANGE NO	REV
1	1
2	1
3	1
4	1
5	1
6	1
7	1
8	1
9	1
10	1
11	1
12	1
13	1
14	1
15	1
16	1
17	1
18	1
19	1
20	1
21	1
22	1
23	1
24	1
25	1
26	1
27	1
28	1
29	1
30	1
31	1
32	1
33	1
34	1
35	1
36	1
37	1
38	1
39	1
40	1
41	1
42	1
43	1
44	1
45	1
46	1
47	1
48	1
49	1
50	1

ETCH REV.	D-PI
-----------	------

SIGNATURES	DATE	digital
DRN: <i>Seny Torres</i>	4-25-80	
CHK'D: <i>Paul J. Galt</i>	4-25-80	TITLE
MECH. ENG. <i>Bill Galt</i>	14-MAY-80	
PROD. <i>J. Comella</i>	14-MAY-80	NUMBER
SCALE 2-1	14-MAY-80	
SHT. 1 OF 2		REV
NEXT HIGHER ASSY. B-DD-M7097-0		

8.41" REF

1-1

UA M7097-0-0 C

LINE ITEM	DOCUMENT NUMBER	PART NUMBER	DESCRIPTION	QTY PER VARIATION	REFERENCE DESIGNATOR
1	1	5013560-00	ETCH CIRCUIT BOARD	1	
2	2	1000021-00	220.0 MMF 100V 5%200PPM DM15S	2	C200,C203
3	3	1000024-00	470.0 MMF 100V 5%200PPM DM15S	1	C202
4	4	1005306-00	6.8MFD 35V 10% S.TANT	6	C41-C46
5	5	1010274-01	.22 MFD 50V -20+80 Z5U CER	22	C23-C39,C47-C51
6	6	1012784-00	.047 MFD 50V +80-20% CER	22	C1-C22
7	7	1210209-00	SW,TOG,SPDT,.01A@6V,ON/ON,SUBMIN	2	S1,S2
8	8	1210711-02	HANDLE,MODULE,HEX	1	
9	9	1110864-00	LED 2MCD@10MA	3	D1-D3
10	10	1300202-00	47.0 .25 W 5.0 % CC	1	R7
11	11	1300229-00	100.0 .25 W 5.0 % CC	13	R14,R18,R20,R21,R23,R25,R27,R29, R31,R33,R35,R37,R39
12	12	1300250-00	150.0 .25 W 5.0 % CC	13	CONT R10,R17,R19,R22,R24,R26,R28,R30, R32,R34,R36,R38,R40
13	13	1300309-00	390.0 .25 W 5.0 % CC	4	CONT R1,R2,R5,R6
14	14	1300316-00	470.0 .25 W 5.0 % CC	3	R9,R15,R16
15	15	1300365-00	1.0 K .25 W 5.0 % CC	8	R3,R4,R12,R13,R41-R44
16	16	1612463-00	DELAY= 150NS,10TAPS	2	E32,E53
17	17	1910018-00	DEC 74193 COUNTER,SYNCHR. UP/D	3	E26,E43,E54
18	18	1910532-00	74S00 NAND GATE-QUAD 2IN	8	E9,E13,E17,E18,E27,E33,E46,E49
19	19	1910533-00	74S03 NAND GATE-QUAD 2IN,0	1	E21
20	20	1910534-00	74S04 INVERTER GATE-HEX 1I	5	E22,E23,E31,E41,E51
21	21	1910536-00	74S10 NAND GATE-TRIPLE 3IN	3	E16,E30,E52
22	22	1910537-00	74S11 AND GATE-TRIPLE 3INP	3	E4,E5,E15
23	23	1910539-00	74S20 NAND GATE-DUAL 4INPU	3	E20,E29,E50
24	24	1910544-00	74S74 FF-D DUAL,EDGE TRIGG	9	E1,E3,E6,E38,E39,E42,E63,E70,E71
25	25	1910548-00	74S157 MUX 1 OF 2 (QUAD)	10	E8,E10,E24,E25,E35,E37,E44,E45, E55,E56
26	26	1910550-00	74S174 FF-D HEX	1	CONT E73
27	27	1910957-00	74S175 FF-D QUAD COMMON CLO	3	E47,E78,E80

REVISION HISTORY			BASIC PART NO: M7097								
ENG	ECO NUMBER	REV	SECTION A OF A	DRN:	M.FUNARO	DATE:	16-FEB-79	D I G I T A L			
---	INITIAL	C	SECTION VARIATION INDEX	CHK'D:	E.T.GERRY	DATE:	16-FEB-79	TITLE PARTS LIST			
MS	TW001	C	[A] 00					KK11-B CACHE			
			[B]								
			[C]	DES.ENG:	M.SULLIVAN	DATE:	16-FEB-79				
			[D]								
			[E]								
			[F]	RESP.ENG.:	M.SULLIVAN	DATE:	27-JUN-79	DOCUMENT NUMBER			
			[H]								
			[J]								
			[K]	MFG.ENG.:	J.COMELLA	DATE:	27-JUN-79	K	PL	M7097-0-DBP	C
			[L]								
			[M]	ASSEMBLY NUMBER:		TOP DOCUMENT NUMBER:		FILE NAME:		EDIT #	
			[N]	ID-UA-M7097-0-0				Z0620C,PLS		17	

"THIS DRAWING AND SPECIFICATIONS HEREIN, ARE THE PROPERTY OF DIGITAL EQUIPMENT CORPORATION AND SHALL NOT BE REPRODUCED OR COPIED OR USED IN WHOLE OR IN PART AS THE BASIS FOR THE MANUFACTURE OR SALE OF ITEMS WITHOUT WRITTEN PERMISSION. COPYRIGHT (C) 1980, DIGITAL EQUIPMENT CORPORATION."

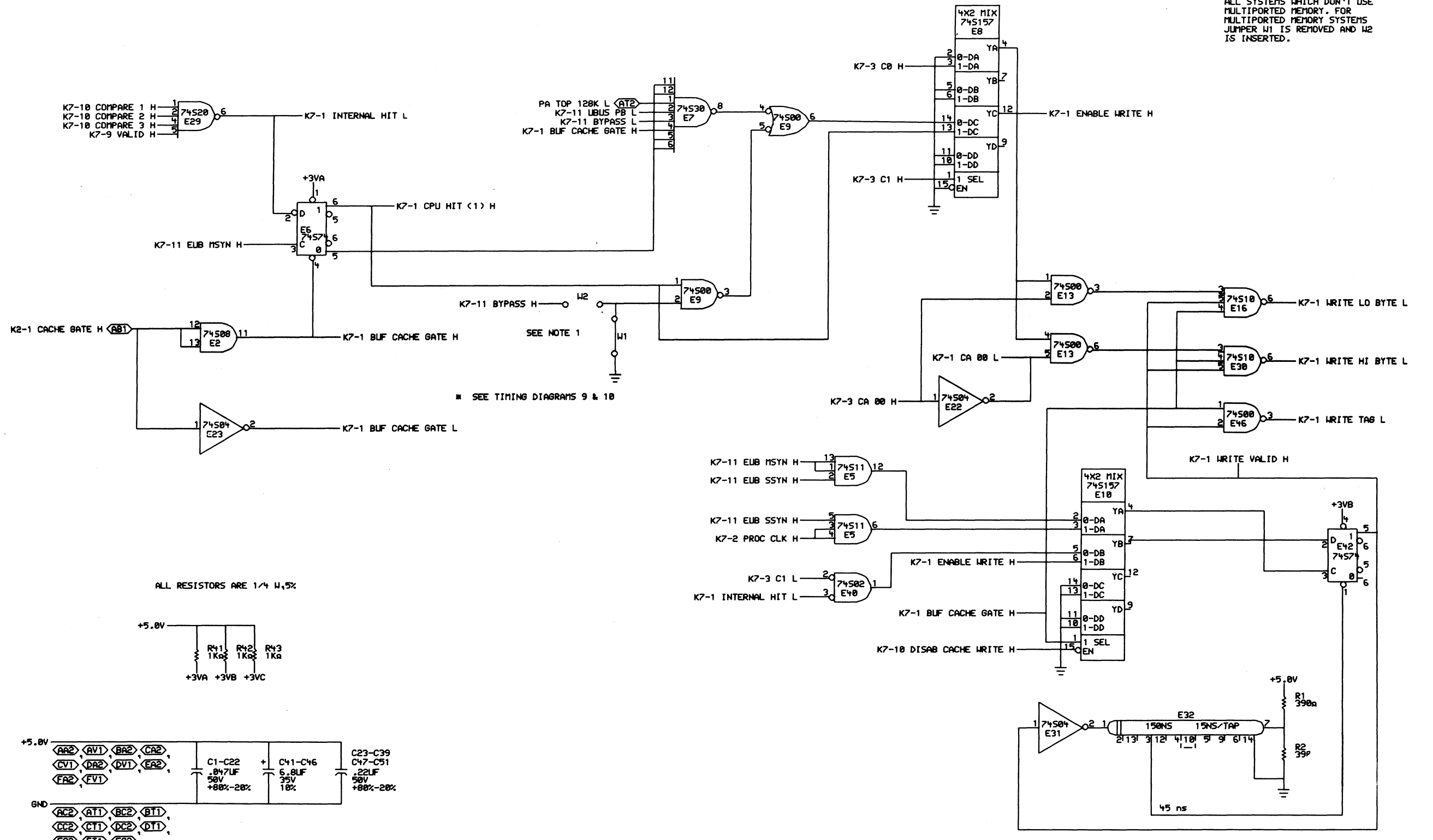
TW

LINE ITEM	DOCUMENT NUMBER	PART NUMBER	DESCRIPTION	QTY PER VARIATION 00	REFERENCE DESIGNATOR
28	28	1911116-00	DEC 8837 RECEIVER,BUS,HEX,UN	1	E11
29	29	1911573-00	74S280 PARITY GEN/CHKR,9BIT	4	E76,E79,E81,E101
30	30	1911579-00	8641 TPANSCIVER,BUS,QUA	1	E12
31	31	1911675-00	74S138 DECODER/DEMUX 3-8 LIN	1	E60
32	32	1911983-00	74S133 NAND GATE-POSITIVE 1	2	E20,E62
33	33	1912089-00	74S85 CMPRTR-4BIT MAGNITUD	7	E57,E61,E67,E69,E75,E104,E106
34	34	1912096-00	DEC 74S86 XOP GATE,QUAD 2IN	1	E64
35	35	1912308-00	74S02 NOR GATE-QUAD 2IN,PO	5	E19,E40,E48,E59,E72
36	36	1912389-00	74S08 AND GATE-QUAD 2IN,PO	2	E2,E14
37	37	1913462-00	74S240 OCTAL BUFFER,INVERTI	3	E65,E84,E107
38	38	1913493-00	74S241 OCTAL BUFFER,TRI-STA	8	E83,E85,E87,E94,E97,E100,E103, CONT E105
39	39	1913670-00	74S373 LATCH 8BIT TRASP TR	2	E68,E95
40	40	1913671-00	74S374 FF-D OCTAL TRISTATE	7	E77,E86,E89,E93,E96,E98,E99
41	41	1914086-00	74S30 NAND GATE-POS 8IN	3	E7,E66,E74
42	42	1914866-00	AM 93S48PCGEN/CHECK PARITY, 4B	2	E58,E102
43	43	1915193-00	LS244 DRIVER,LINE,OCTAL,T	6	E82,E88,E90-E92,E108
44	44	2114523-00	4K MOS RAM 55NS 18PIN	30	E34,E36,E109-E136
45	45	9000024-01	EYFLET, ROLLED FLANGE, .121 OD X	12	
46	46	9008085-00	TERM PCB 1POS SOLDER TURRET	2	TP1,TP2
47	47	9009185-00	JUMPER, WIRE, INSULATED, BLACK B	1	W1
48	48	9105740-55	WIRE(WRAP)30AWG UL1423	1	
49	49	1300295-00	330.0 .25 W 5.0 % CC	1	R11

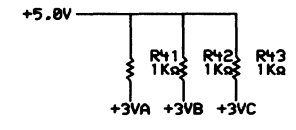
D	I	G	I	T	A	L	TITLE	SECTION A OF A	SIZE	CODE	DOCUMENT NUMBER	REV
							KK11-B CACHE		K	PL	M7097-0-DBP	C

TW

NOTE 1: JUMPER W1 IS INSTALLED FOR ALL SYSTEMS WHICH DON'T USE MULTIPORTED MEMORY. FOR MULTIPORTED MEMORY SYSTEMS JUMPER W1 IS REMOVED AND W2 IS INSERTED.



ALL RESISTORS ARE 1/4 W,5%



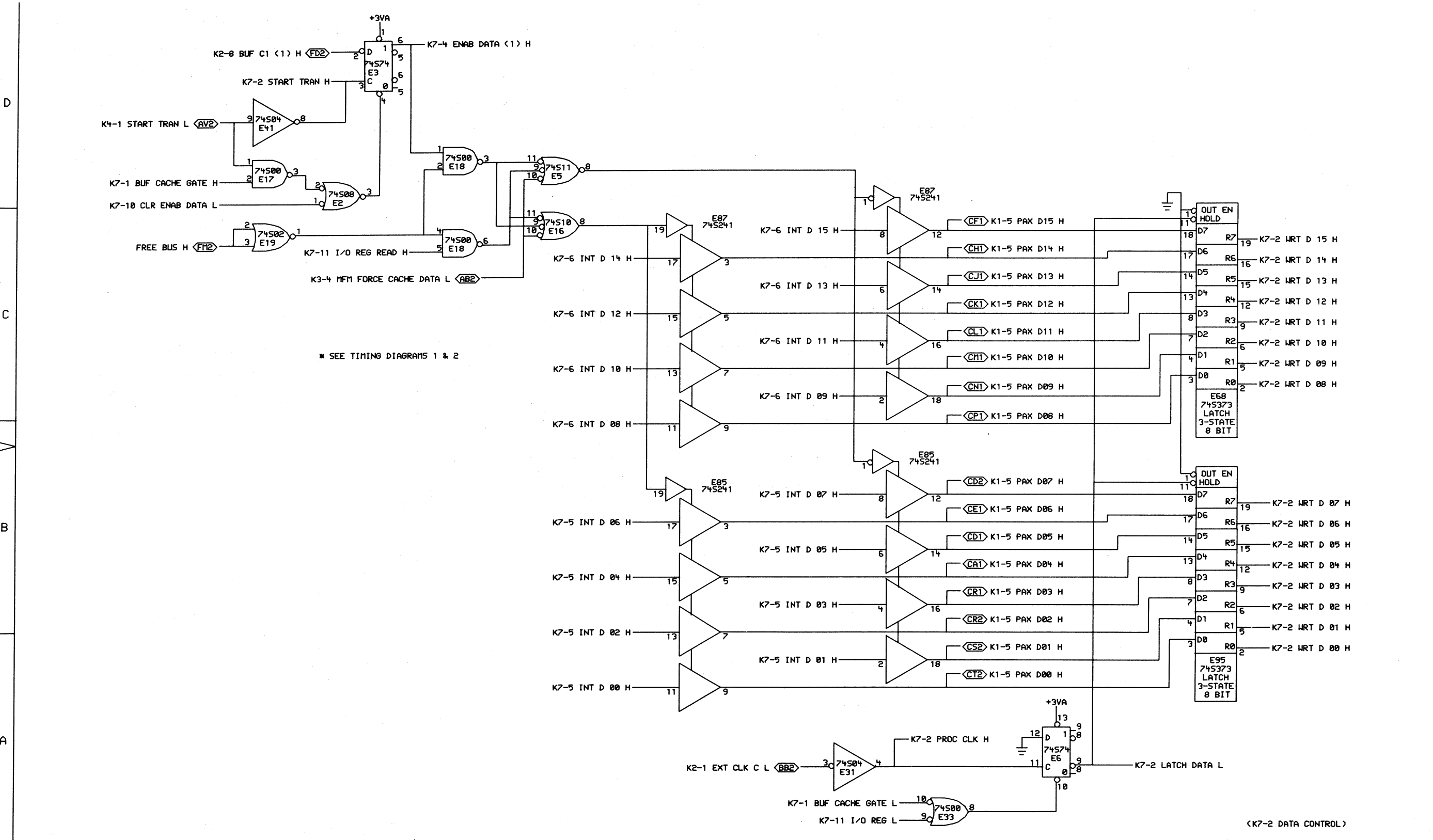
+5.0V	AR2, AV1, BA2, CA2	C1-C22	+ C41-C46	C23-C39
	CV1, DA2, DV1, EA2	.847UF	5.0UF	C47-C51
	FA2, FV1	50V	35V	.22UF
		+80%-20%	18%	50V
GND	AC2, AT1, BC2, BT1			+80%-20%
	CC2, CT1, DC2, DT1			
	EC2, ET1, FC2			

(K7-1 WRITE CONTROL LOGIC)

THIS DRAWING AND SPECIFICATIONS ARE THE PROPERTY OF DIGITAL EQUIPMENT CORPORATION AND SHALL NOT BE REPRODUCED OR COPIED OR USED IN WHOLE OR IN PART AS THE BASIS FOR THE MANUFACTURE OR SALE OF ITEMS WITHOUT WRITTEN PERMISSION. COPYRIGHT © 1979, DIGITAL EQUIPMENT CORPORATION.

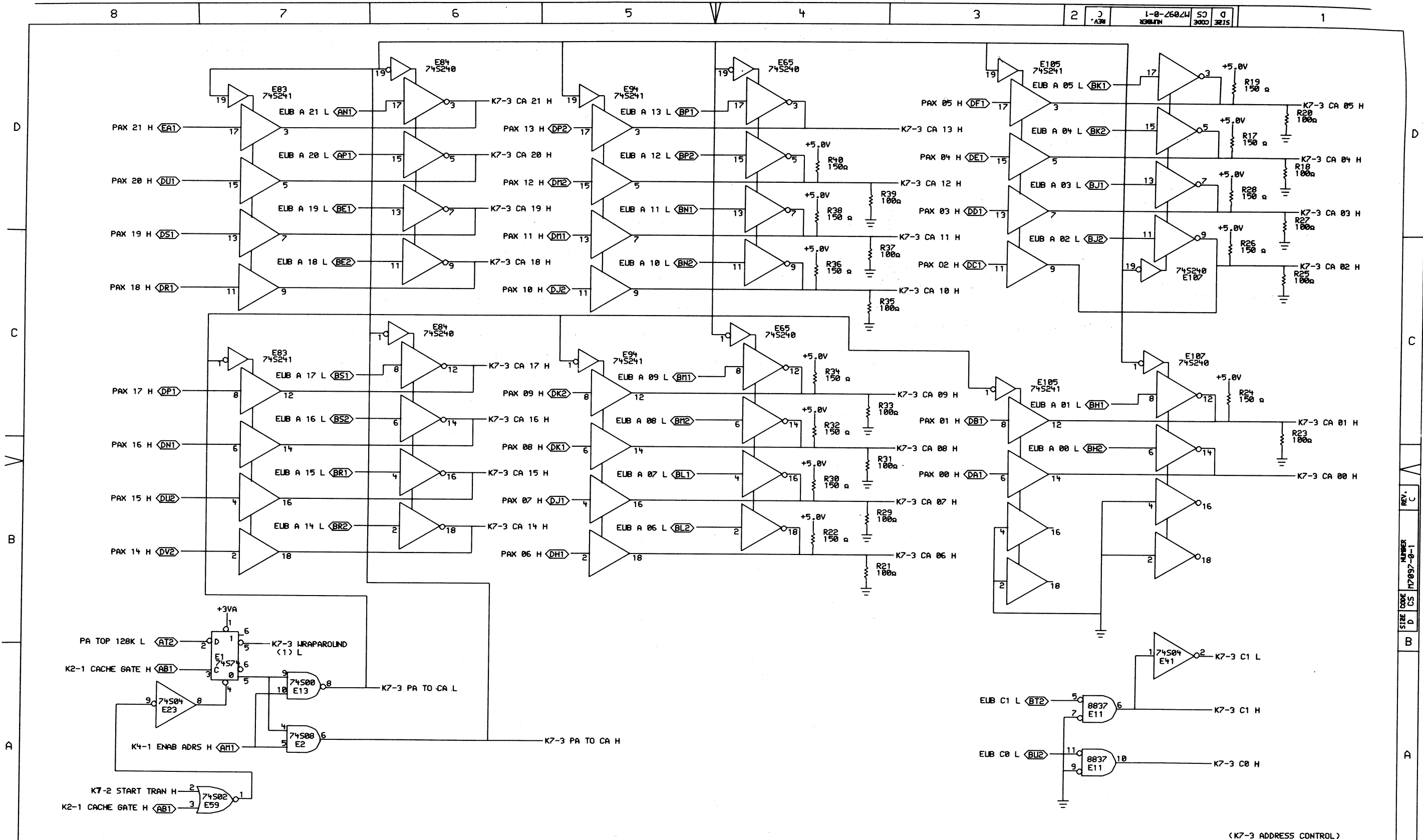
REV.	CHG.	NO.	DATE
1			19-7-79
2			29-3-79

digital	DRN: M. Sullivan	DATE: 26-JUN-79	ENG: M. Sullivan	DATE: 19-7-79	TITLE: KK11B CACHE
	CHK'D: M. Sullivan	DATE: 29-3-79	BOARD LOCATION: 1 OF 13	SIZE: D	CODE: CS
	(160,5500) 1709701.DRW	126-JUN-79 19:06	NEXT HIGHER ASSEMBLY: B-DD-M7097-0	NUMBER: M7097-0-1	REV.: C
	FIRST USED ON OPTION/MODEL: 11/44				



* SEE TIMING DIAGRAMS 1 & 2

<small>THIS DRAWING AND SPECIFICATIONS ARE THE PROPERTY OF DIGITAL EQUIPMENT CORPORATION AND SHALL NOT BE REPRODUCED OR COPIED OR USED IN WHOLE OR IN PART AS THE BASIS FOR THE MANUFACTURE OR SALE OF ITEMS WITHOUT WRITTEN PERMISSION. COPYRIGHT © 1979, DIGITAL EQUIPMENT CORPORATION.</small>	REVISIONS CHK CHANGE NO. REV		TITLE: KK11B CACHE	DATE: 29-JUN-79 BOARD LOCATION: SHEET 2 OF 13 NEXT HIGHER ASSEMBLY: B-DD-M7097-0	SIZE CODE: D CS NUMBER: M7097-0-1 REV.: C
	DRN: <i>W. Fisher</i> CHK: <i>W. Fisher</i>				
	DATE: 26-JUN-79 FIRST USED ON OPTION/MODEL: 11/44				



(K7-3 ADDRESS CONTROL)

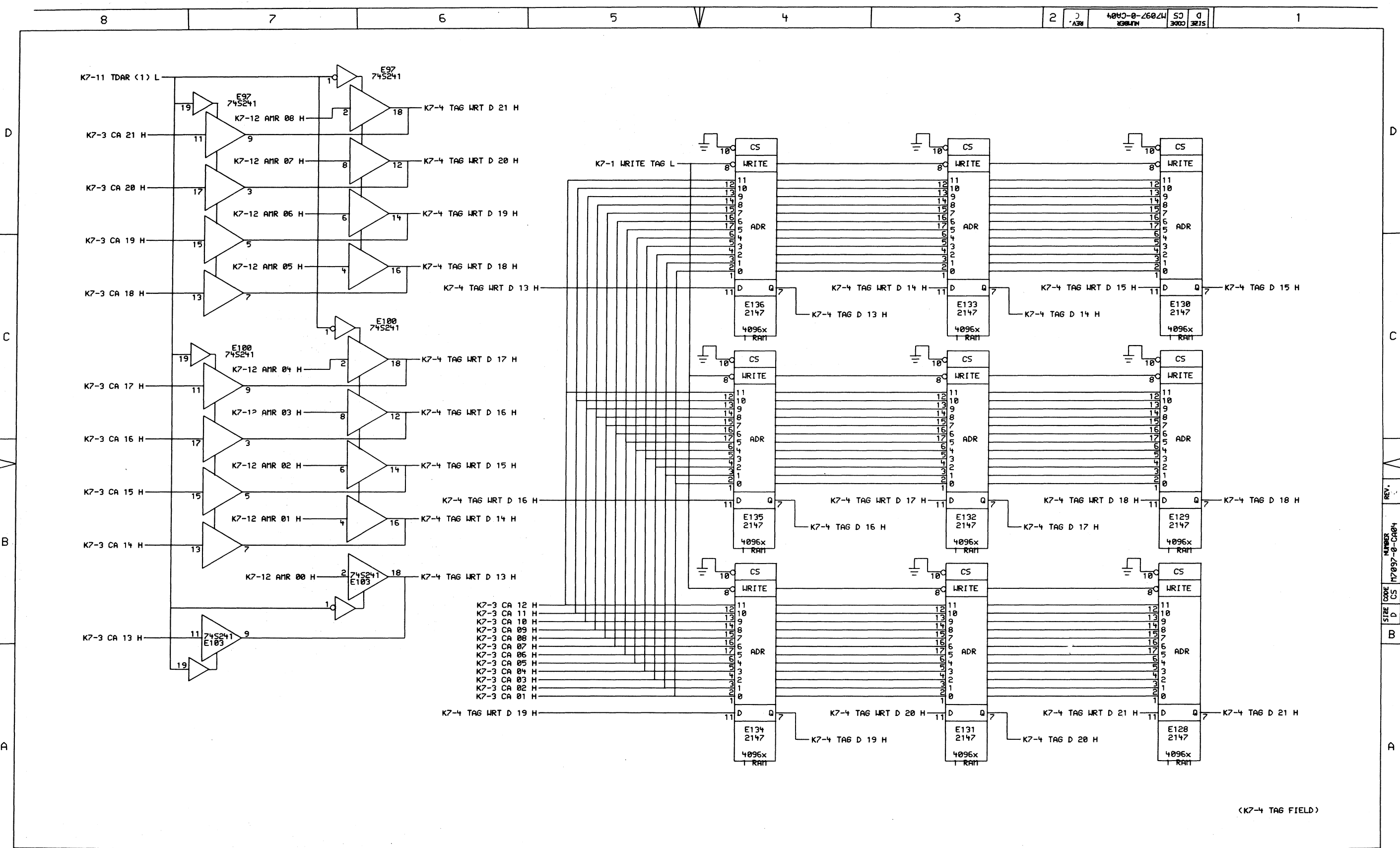
THIS DRAWING AND SPECIFICATIONS, HEREIN, ARE THE PROPERTY OF DIGITAL EQUIPMENT CORPORATION AND SHALL NOT BE REPRODUCED OR COPIED OR USED IN WHOLE OR IN PART AS THE BASIS FOR THE MANUFACTURE OR SALE OF ITEMS WITHOUT WRITTEN PERMISSION. COPYRIGHT © 1979, DIGITAL EQUIPMENT CORPORATION.

REVISIONS	
CHK	CHANGE NO. REV

digital	DATE	26-JUN-79	DATE	29-JUN-79	TITLE:	KK11B CACHE
	DRN	W. Fisher	ENG	M. Bull	BOARD LOCATION:	
FIRST USED ON OPTION/MODEL:		11/44	NEXT HIGHER ASSEMBLY:		B-DD-M7097-0	
SIZE	CODE	NUMBER	REV.			
D	CS	M7097-0-1	C			

REV. C
NUMBER M7097-0-1
CS D

TW 1



THIS DRAWING AND SPECIFICATIONS ARE THE PROPERTY OF DIGITAL EQUIPMENT CORPORATION AND SHALL NOT BE REPRODUCED OR COPIED OR USED IN WHOLE OR IN PART AS THE BASIS FOR THE MANUFACTURE OR SALE OF ITEMS WITHOUT WRITTEN PERMISSION. COPYRIGHT © 1979, DIGITAL EQUIPMENT CORPORATION.

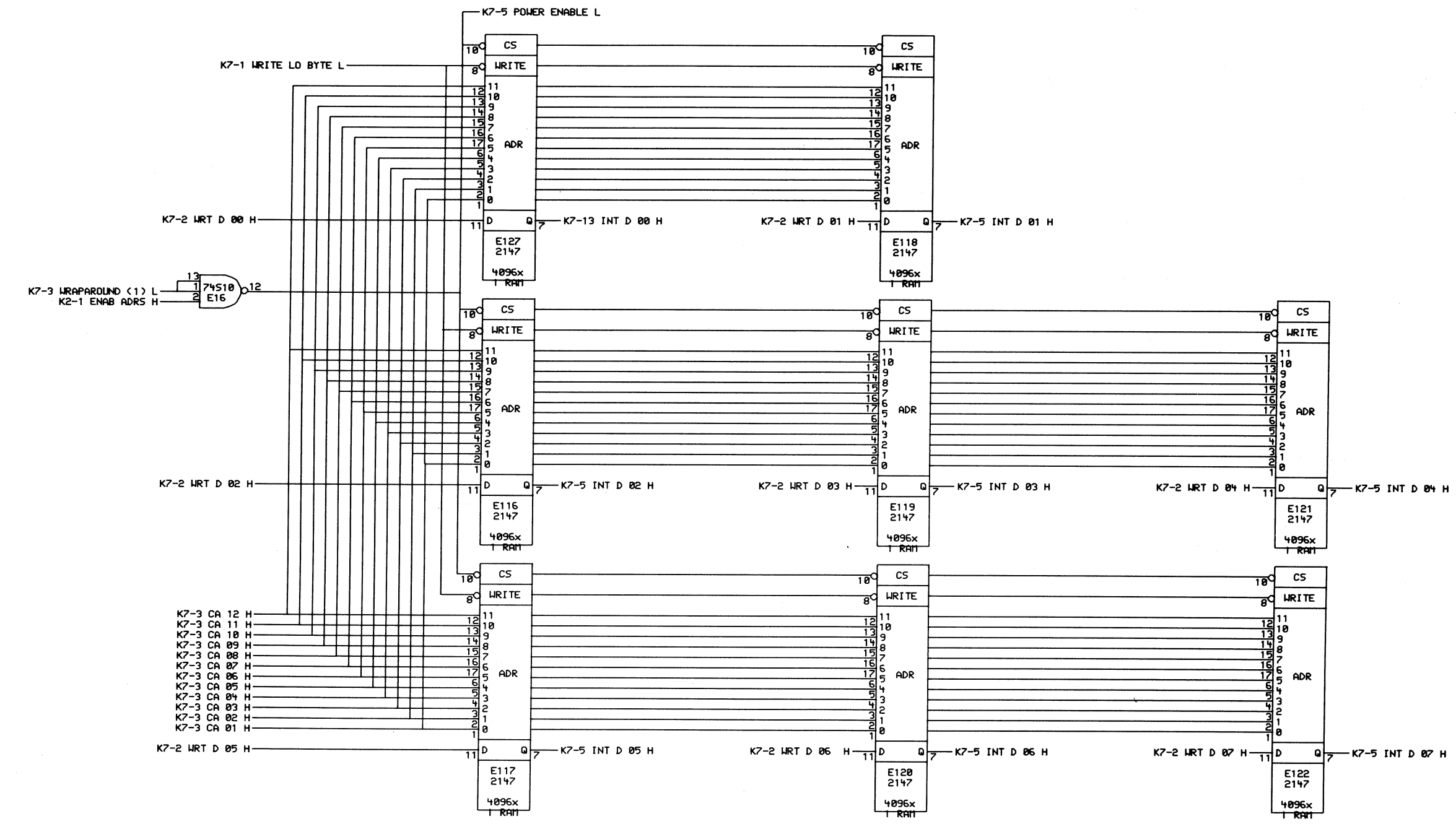
REVISIONS	
CHK	CHANGE NO. REV

	DRN: <i>W. Fisher</i>	DATE: 26-JUN-79	ENG: <i>M. Sullivan</i>	DATE: 21-JUN-79	TITLE: KK11B CACHE
	CHK'D: <i>M. J. G.</i>	DATE: 21-JUN-79	BOARD LOCATION: 4 OF 13	SHEET: 4 OF 13	SIZE CODE: CS
FIRST USED ON OPTION/MODEL: 11/44		NEXT HIGHER ASSEMBLY: B-DD-M7097-0		NUMBER: M7097-0-1	REV: C

REV. NUMBER 117097-0-C004

D
 C
 B
 A

D
 C
 B
 A



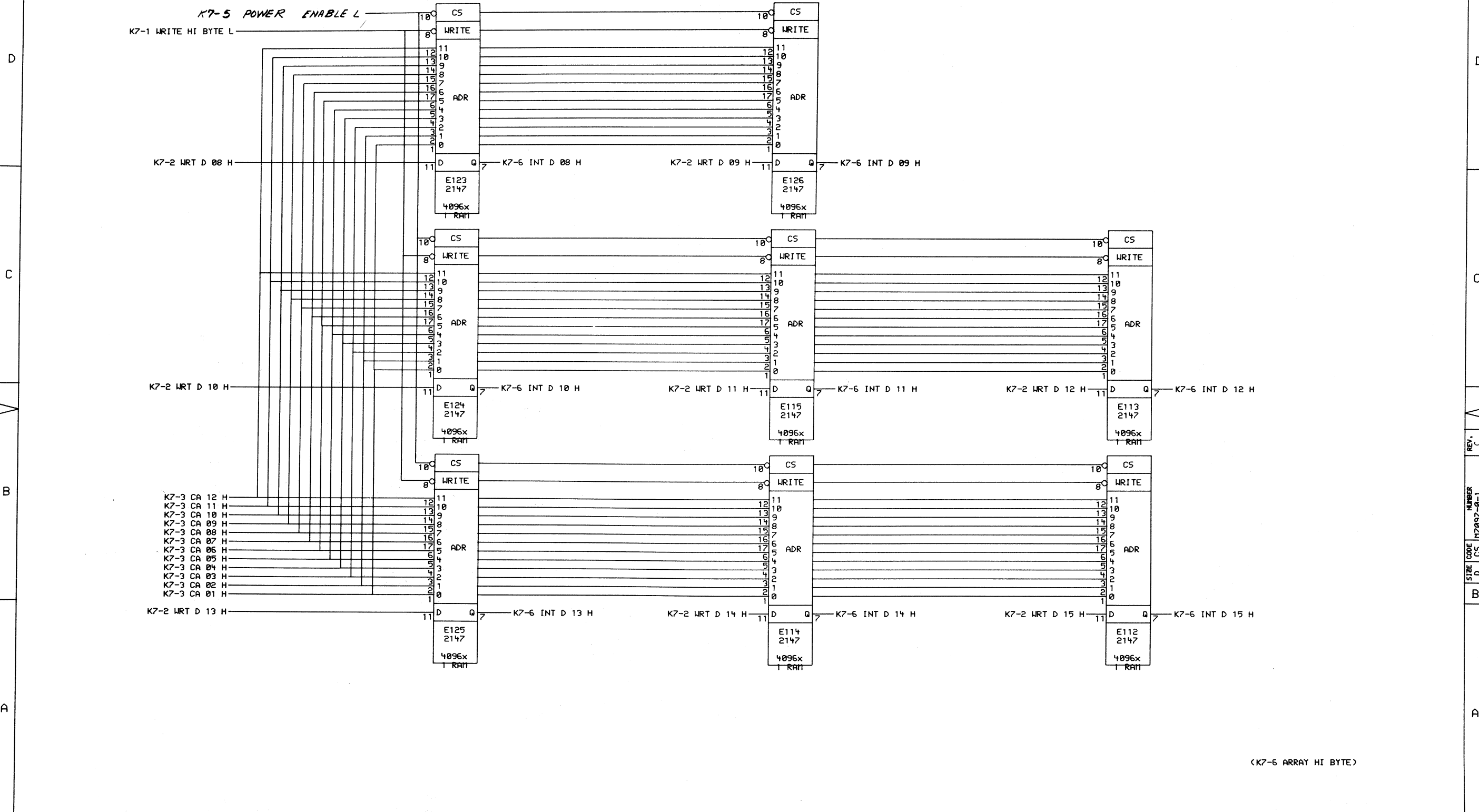
(K7-5 ARRAY LD BYTE)

THIS DRAWING AND SPECIFICATIONS
 HEREIN, ARE THE PROPERTY OF
 DIGITAL EQUIPMENT CORPORATION AND
 SHALL NOT BE REPRODUCED OR COPIED
 OR USED IN WHOLE OR IN PART AS
 THE BASIS FOR THE MANUFACTURE OR
 SALE OF ITEMS WITHOUT WRITTEN
 PERMISSION. COPYRIGHT © 1979,
 DIGITAL EQUIPMENT CORPORATION*

REVISIONS	
CHK	CHANGE NO. REV

digital
 DATE 26-JUN-79
 DATE 27-JUN-79
 SHEET 5 OF 13
 FIRST USED ON OPTION/MODEL: 11/44
 B-DD-M7097-0

TITLE: KK11B CACHE
 SIZE CODE NUMBER REV.
 D CS M7097-0-1 C

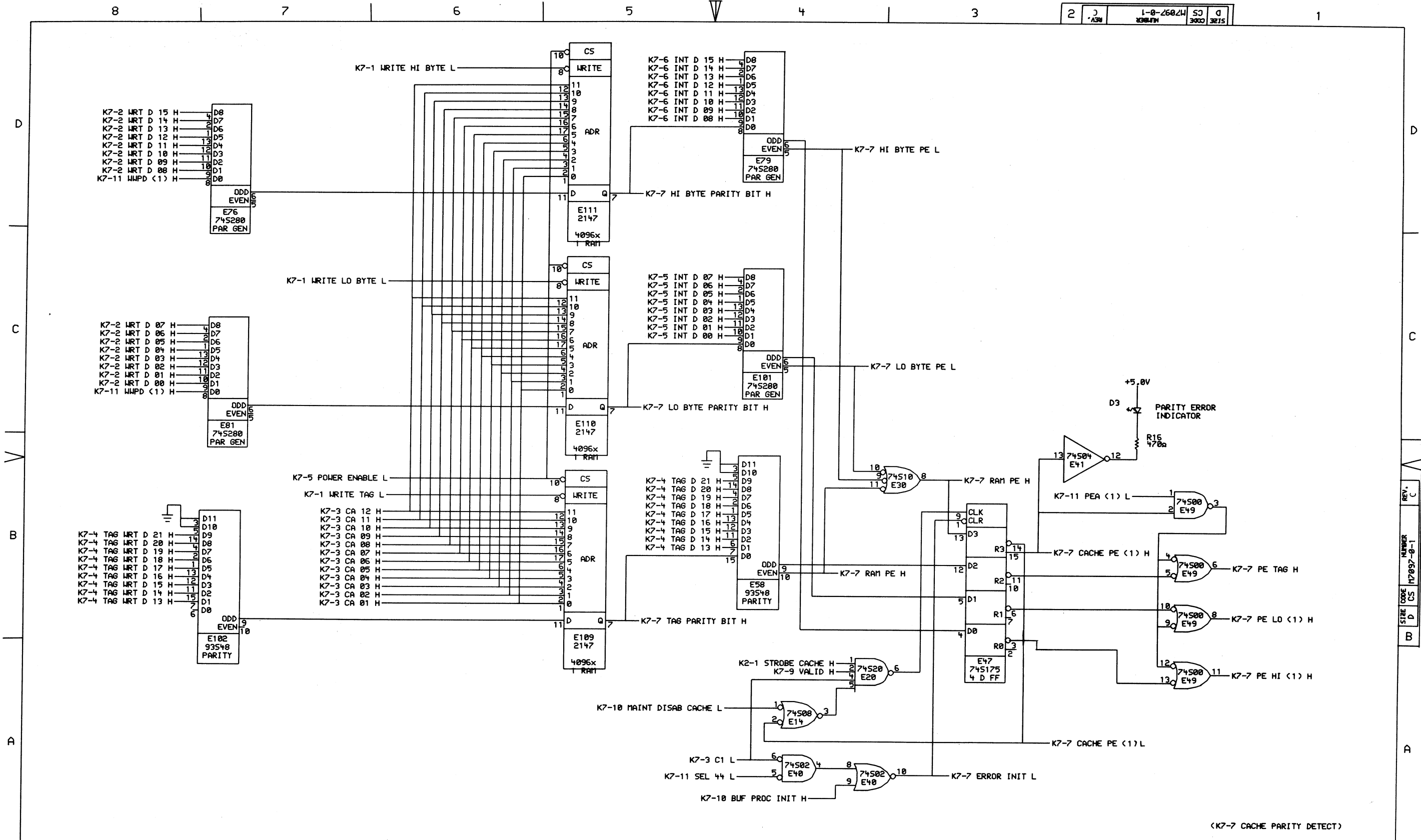


(K7-6 ARRAY HI BYTE)

THIS DRAWING AND SPECIFICATIONS ARE THE PROPERTY OF DIGITAL EQUIPMENT CORPORATION AND SHALL NOT BE REPRODUCED OR COPIED OR USED IN WHOLE OR IN PART AS THE BASIS FOR THE MANUFACTURE OR SALE OF ITEMS WITHOUT WRITTEN PERMISSION. COPYRIGHT © 1979, DIGITAL EQUIPMENT CORPORATION.

REVISIONS	
CHK	CHANGE NO. REV

	DRN. <i>W. Fisher</i>	DATE <i>26-JUN-79</i>	ENG. <i>M. Hill</i>	DATE <i>29-JUN-79</i>	TITLE: KK111B CACHE
	CHK. <i>M. Hill</i>	DATE <i>29-JUN-79</i>	BOARD LOCATION: <i>5 OF 13</i>	SHEET <i>5 OF 13</i>	
FIRST USED ON OPTION/MODEL: <i>11/44</i>			NEXT HIGHER ASSEMBLY: <i>B-DD-M7097-0</i>		SIZE CODE: <i>D CS</i>
				NUMBER: <i>M7097-0-1</i>	REV.: <i>C</i>



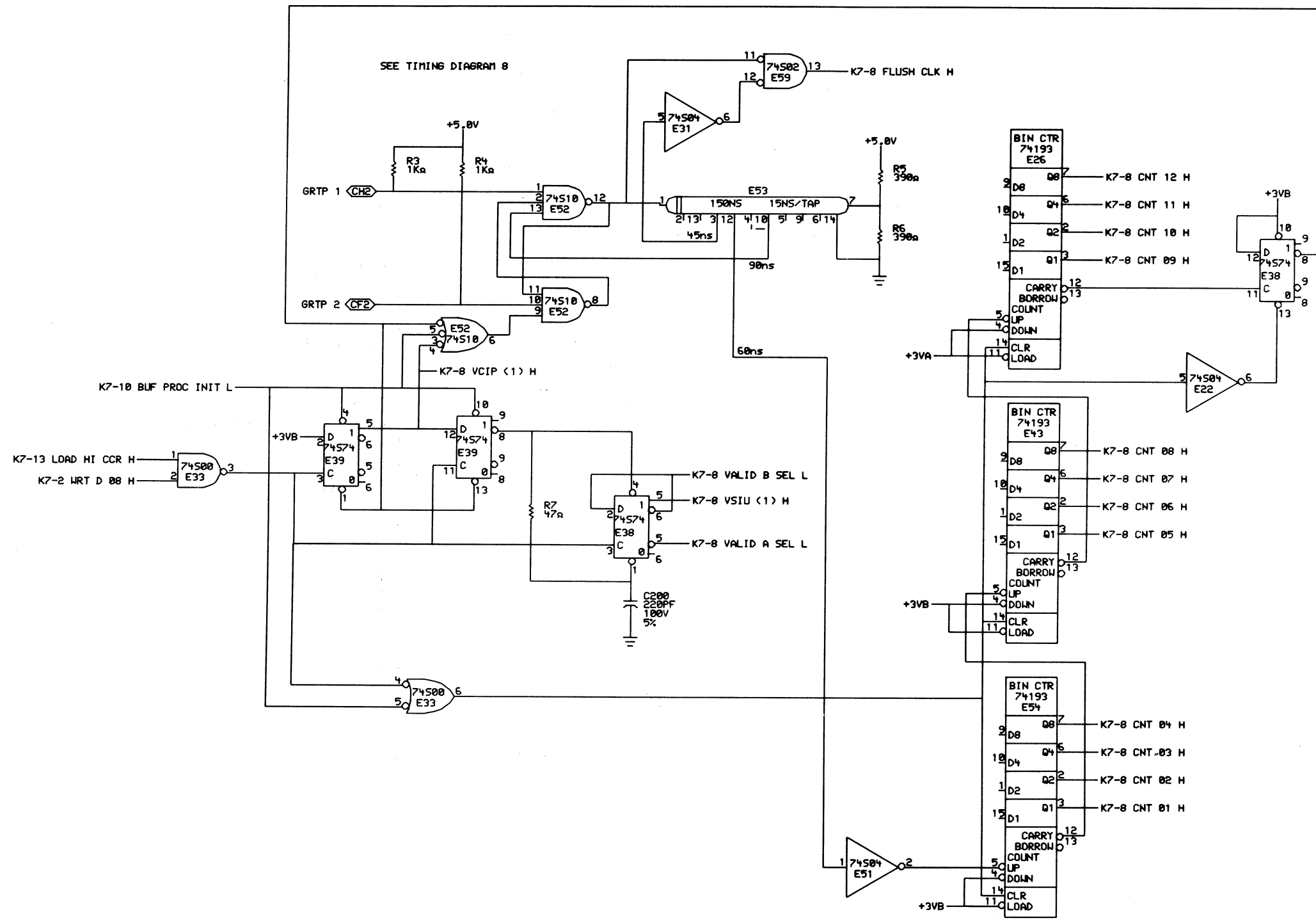
THIS DRAWING AND SPECIFICATIONS ARE THE PROPERTY OF DIGITAL EQUIPMENT CORPORATION AND SHALL NOT BE REPRODUCED OR COPIED OR USED IN WHOLE OR IN PART AS THE BASIS FOR THE MANUFACTURE OR SALE OF ITEMS WITHOUT WRITTEN PERMISSION. COPYRIGHT © 1979, DIGITAL EQUIPMENT CORPORATION.

REVISIONS	
CHK	CHANGE NO. REV

digit@l	DRN: <i>W. Fisher</i>	DATE: 25-JUN-79	ENG: <i>M. Hill</i>	DATE: 29-JUN-79	TITLE: KK11B CACHE
	CHK: <i>D. Hill</i>	DATE: 29-JUN-79	BOARD LOCATION: 7	OF 13	SIZE CODE NUMBER REV. D CS M7097-0-1 C
FIRST USED ON OPTION/MODEL: 11/44		NEXT HIGHER ASSEMBLY: B-DD-M7097-0		TU	

REV. C
NUMBER M7097-0-1
SITE CODE D CS

EACH FLUSH CYCLE TAKES ABOUT 800 MICRO SECONDS



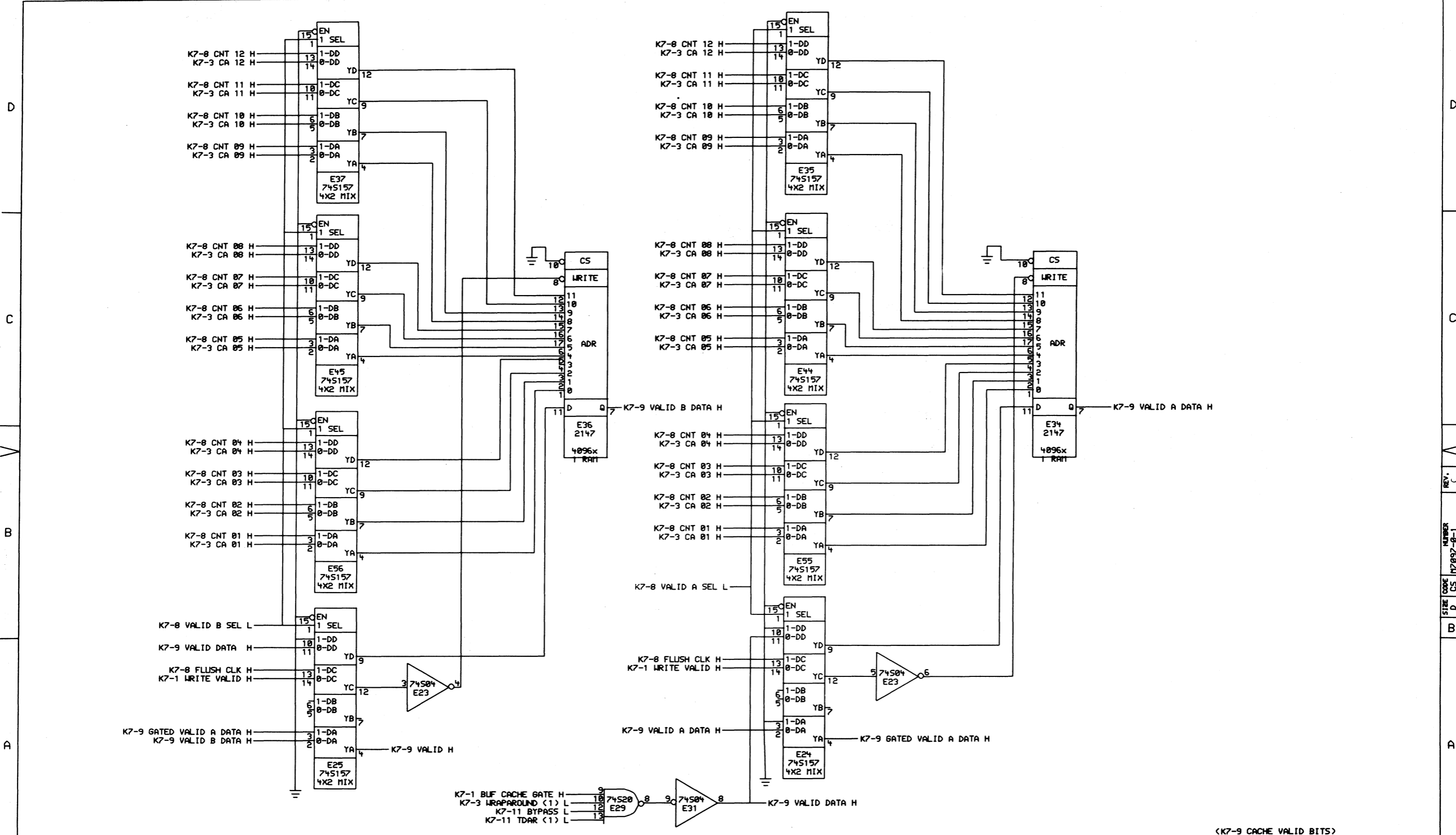
(K7-8 FLUSH CONTROL)

THIS DRAWING AND SPECIFICATIONS ARE THE PROPERTY OF DIGITAL EQUIPMENT CORPORATION AND SHALL NOT BE REPRODUCED OR COPIED OR USED IN WHOLE OR IN PART AS THE BASIS FOR THE MANUFACTURE OR SALE OF ITEMS WITHOUT WRITTEN PERMISSION. COPYRIGHT © 1979, DIGITAL EQUIPMENT CORPORATION.

REVISIONS	
CHK	CHANGE NO. REV

DATE	25-JUN-79	ENG.	M. Bull	DATE	29-JUN-79	TITLE	KK11B CACHE
DATE	29-JUN-79	CHK'D	M. Bull	DATE	29-JUN-79	BOARD LOCATION	8 OF 13
FILE	C160,5500,709708.DRW	FIRST USED ON OPTION/MODEL	11/44	NEXT HIGHER ASSEMBLY	B-DD-M7097-0	SIZE	D
CODE	CS	NUMBER	M7097-0-1	REV.	C		

DATE	25-JUN-79	ENG.	M. Bull	DATE	29-JUN-79	TITLE	KK11B CACHE
DATE	29-JUN-79	CHK'D	M. Bull	DATE	29-JUN-79	BOARD LOCATION	8 OF 13
FILE	C160,5500,709708.DRW	FIRST USED ON OPTION/MODEL	11/44	NEXT HIGHER ASSEMBLY	B-DD-M7097-0	SIZE	D
CODE	CS	NUMBER	M7097-0-1	REV.	C		



(K7-9 CACHE VALID BITS)

THIS DRAWING AND SPECIFICATIONS HEREIN ARE THE PROPERTY OF DIGITAL EQUIPMENT CORPORATION AND SHALL NOT BE REPRODUCED OR COPIED OR USED IN WHOLE OR IN PART AS THE BASIS FOR THE MANUFACTURE OR SALE OF ITEMS WITHOUT WRITTEN PERMISSION. COPYRIGHT © 1979, DIGITAL EQUIPMENT CORPORATION.

REVISIONS	
CHK	CHANGE NO. REV

digital	DRN. <i>W. Fisher</i>	DATE <i>25-JUN-79</i>	ENG. <i>M. Hill</i>	DATE <i>29-JUN-79</i>	TITLE: KK11B CACHE
	CHK'D <i>M. Hill</i>	DATE <i>29-JUN-79</i>	BOARD LOCATION: <i>9 OF 13</i>	SIZE CODE D CS	NUMBER M7097-0-1
FIRST USED ON OPTION/MODEL: <i>11/44</i>		NEXT HIGHER ASSEMBLY: <i>B-DD-M7097-0</i>		REV. C	

D

C

B

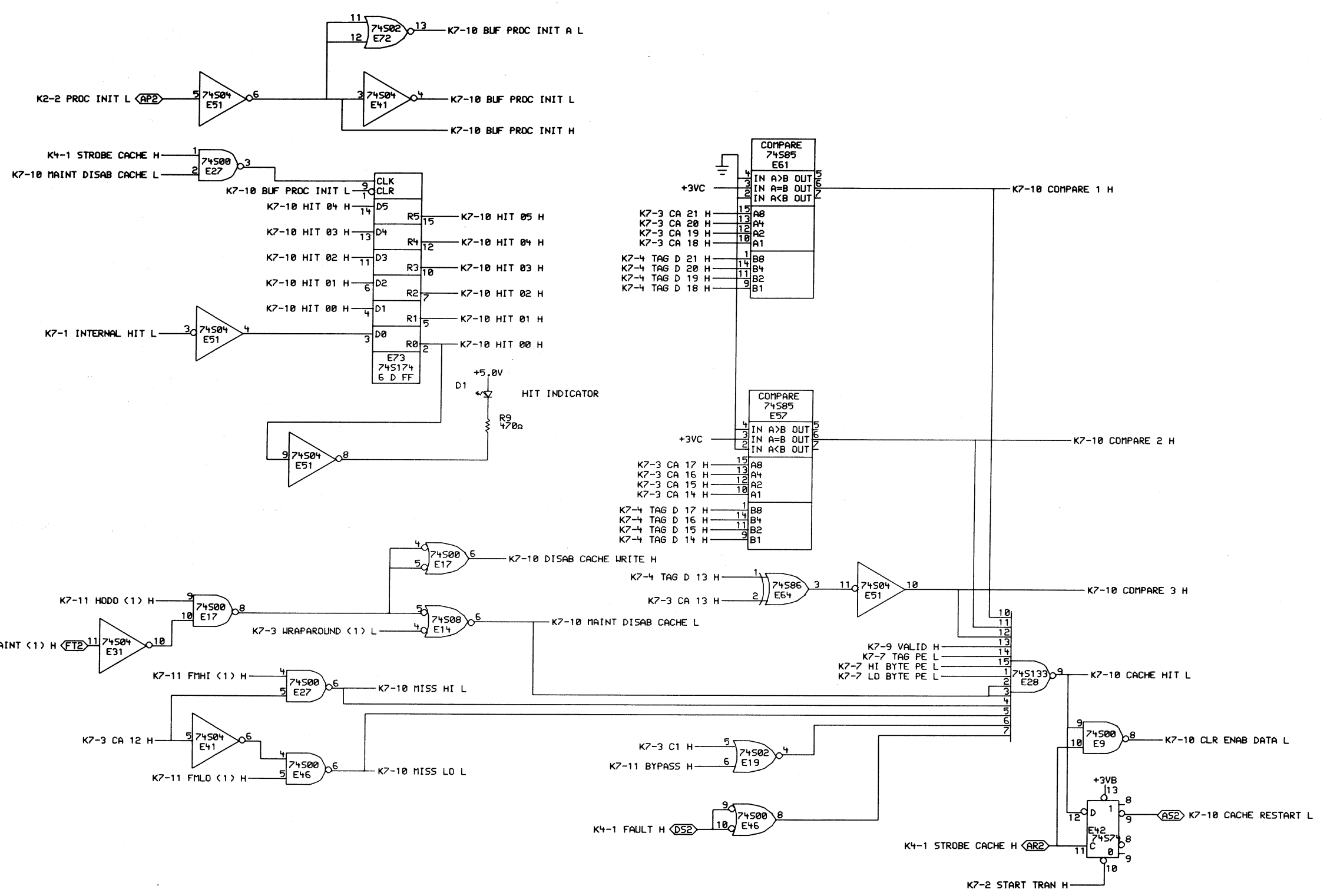
A

D

C

B

A



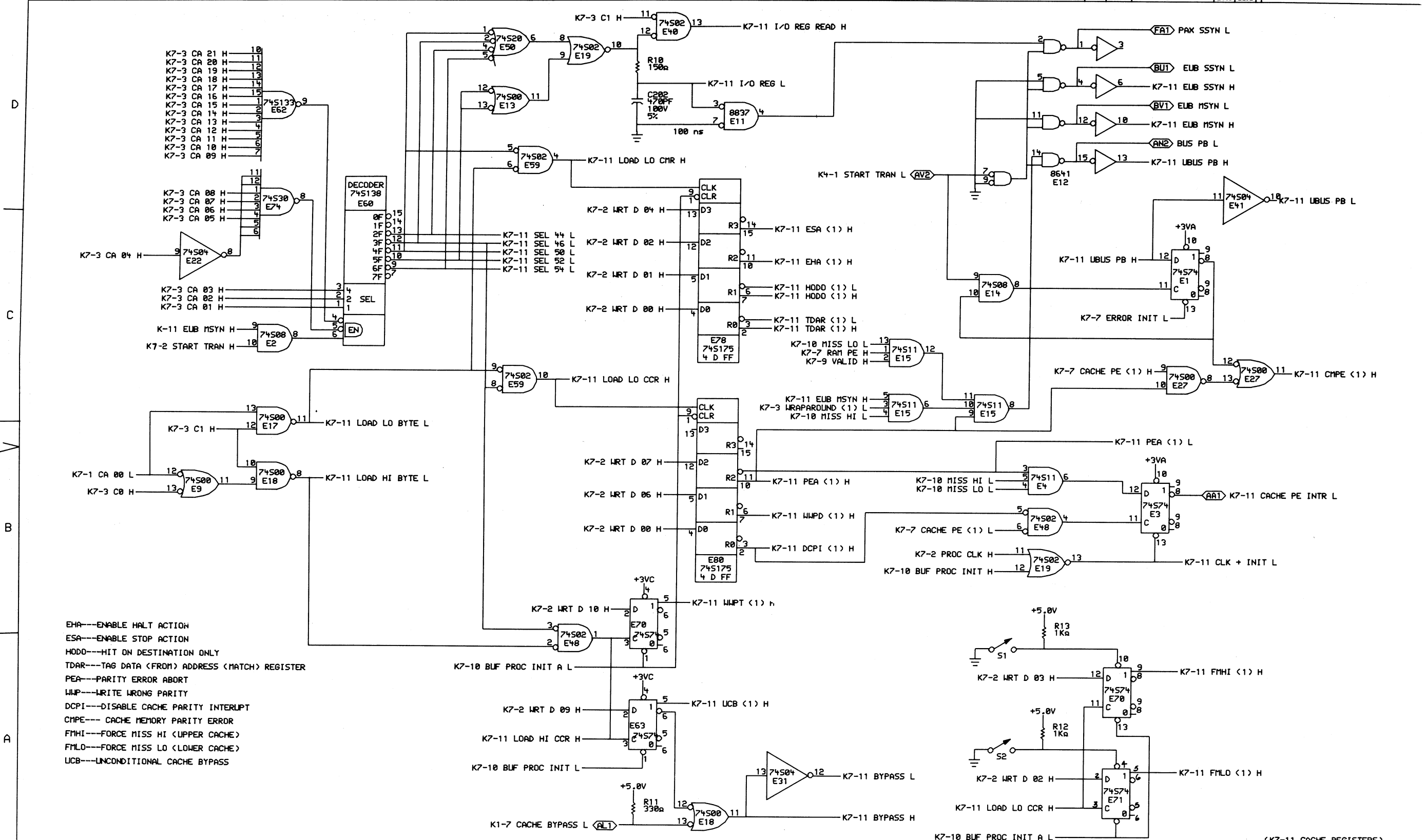
*SEE TIMING DIAGRAM 7

(K7-10 HIT DETECT)

THIS DRAWING AND SPECIFICATIONS HEREIN ARE THE PROPERTY OF DIGITAL EQUIPMENT CORPORATION AND SHALL NOT BE REPRODUCED OR COPIED OR USED IN WHOLE OR IN PART AS THE BASIS FOR THE MANUFACTURE OR SALE OF ITEMS WITHOUT WRITTEN PERMISSION. COPYRIGHT © 1979, DIGITAL EQUIPMENT CORPORATION.

REVISIONS
CHK CHANGE NO. REV

digital	DRN	DATE	ENG.	DATE	TITLE:
	117097-0-1	26-JUN-79	W. J. Sullivan	29-JUN-79	KK11B CACHE
[160,5500]709710.DRW		DATE	BOARD LOCATION:	SIZE CODE NUMBER REV.	
FIRST USED ON OPTION/MODEL: 11/44		26-JUN-79	19:10	D CS M7097-0-1 C	
		NEXT HIGHER ASSEMBLY: B-DD-117097-0		TW 1	



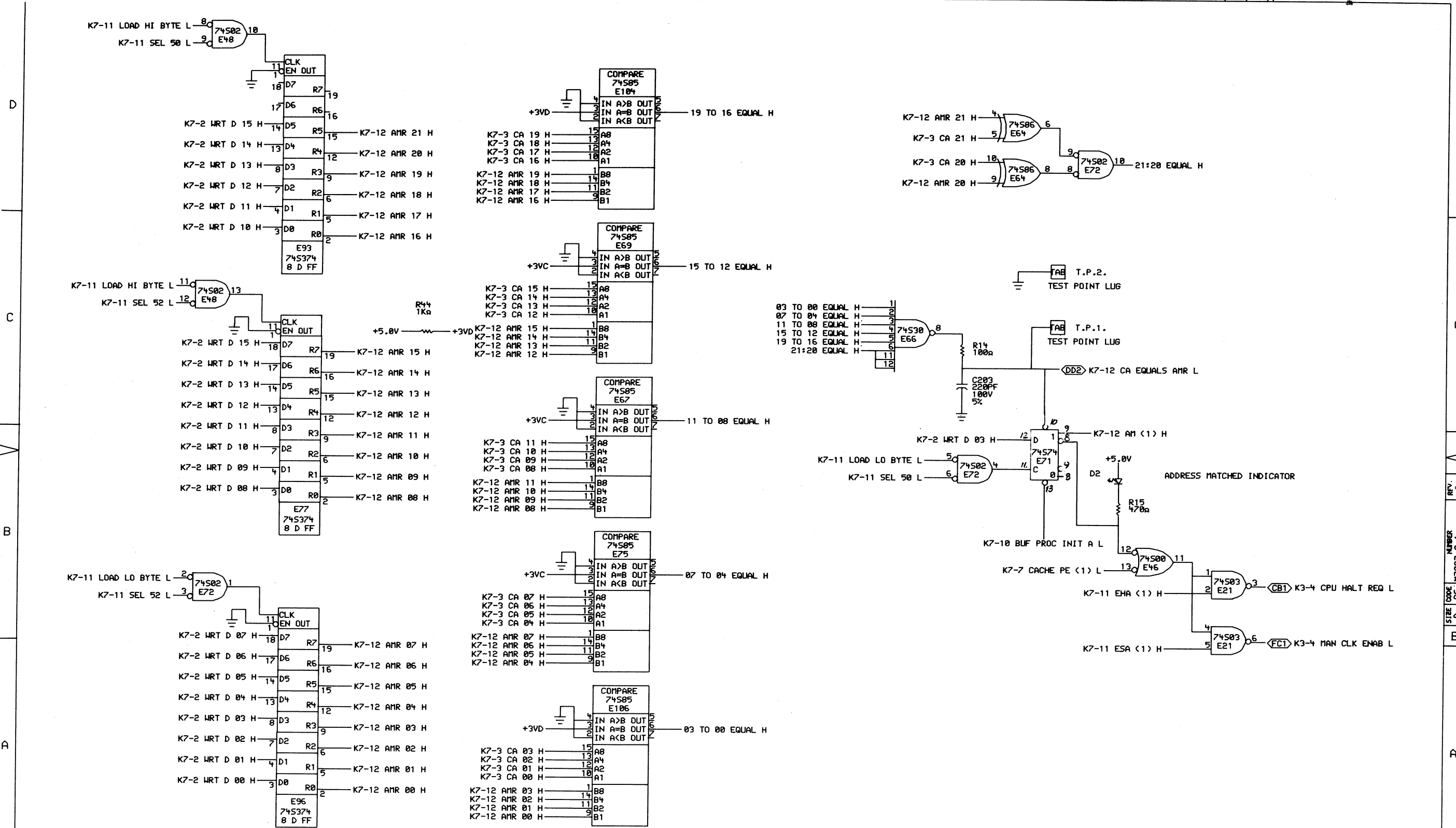
EHA---ENABLE HALT ACTION
 ESA---ENABLE STOP ACTION
 HODD---HIT ON DESTINATION ONLY
 TDAR---TAG DATA (FROM) ADDRESS (MATCH) REGISTER
 PEA---PARITY ERROR ABORT
 WHP---WRITE WRONG PARITY
 DCPI---DISABLE CACHE PARITY INTERRUPT
 CMPE---CACHE MEMORY PARITY ERROR
 FMHI---FORCE MISS HI (UPPER CACHE)
 FMLO---FORCE MISS LO (LOWER CACHE)
 UCB---UNCONDITIONAL CACHE BYPASS

THIS DRAWING AND SPECIFICATIONS ARE THE PROPERTY OF DIGITAL EQUIPMENT CORPORATION AND SHALL NOT BE REPRODUCED OR COPIED OR USED IN WHOLE OR IN PART AS THE BASIS FOR THE MANUFACTURE OR SALE OF ITEMS WITHOUT WRITTEN PERMISSION. COPYRIGHT © 1979, DIGITAL EQUIPMENT CORPORATION

REVISIONS	
CHK	CHANGE NO. REV

digital	DRN	DATE	ENG.	DATE	TITLE:
	W. Fisher	26-JUN-79	M. Hill	29-JUN-79	KK11B CACHE
[160,5500]09711.DRW		26-JUN-79 19:18	NEXT HIGHER ASSEMBLY:	SIZE	CODE
FIRST USED ON OPTION/MODEL: 11/44		B-DD-M7097-0	11 OF 13	D	CS

NUMBER	REV.
M7097-0-1	C

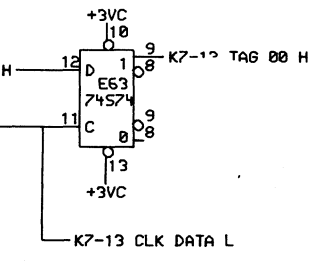
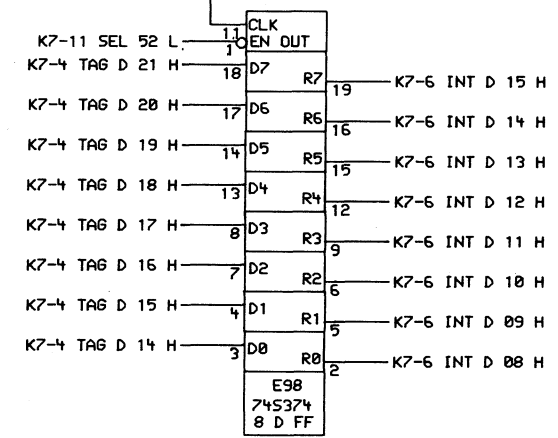
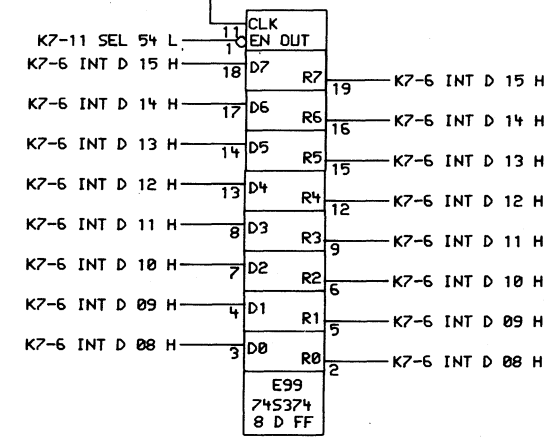
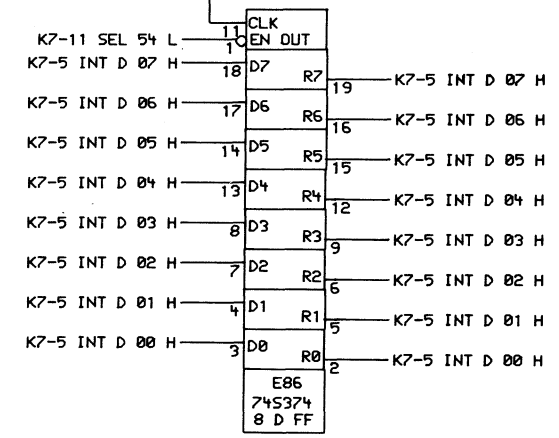
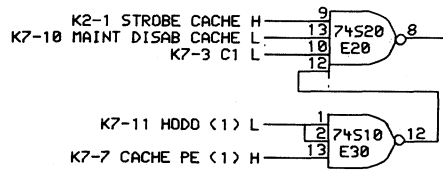
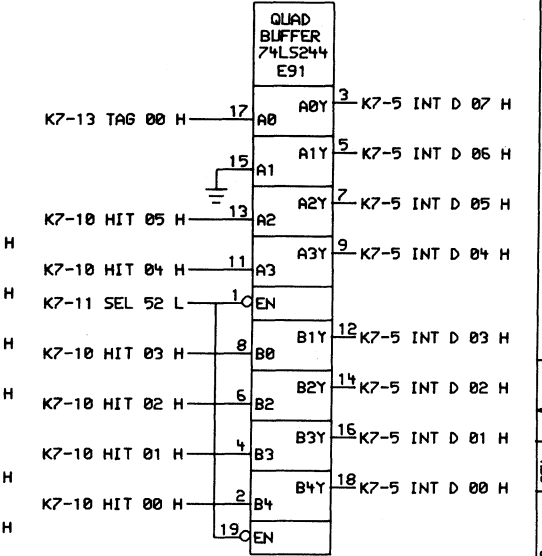
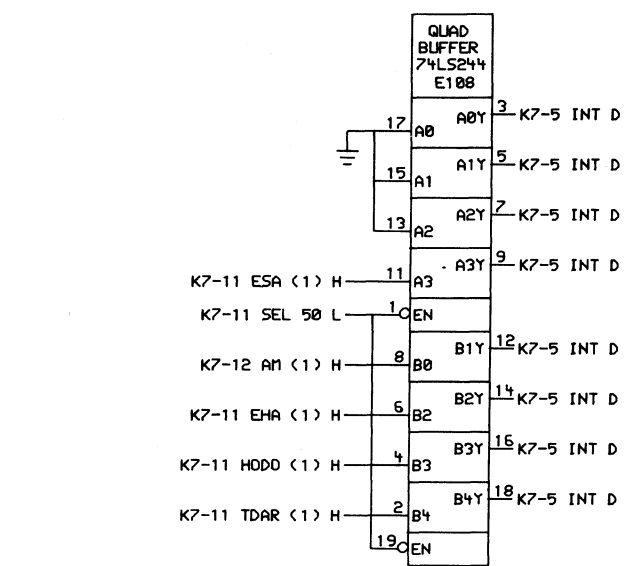
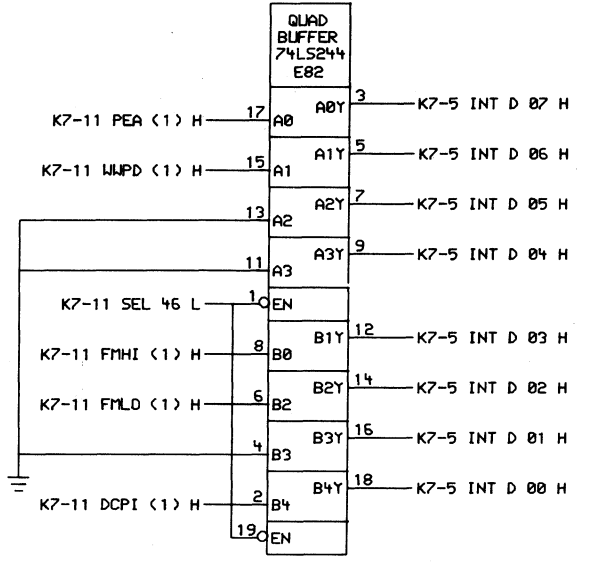
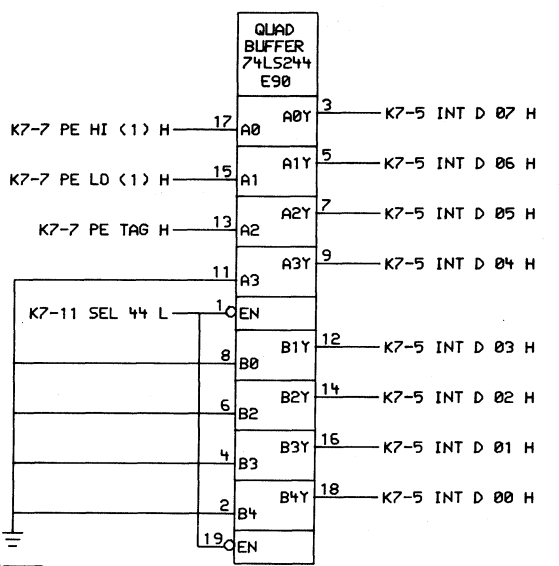
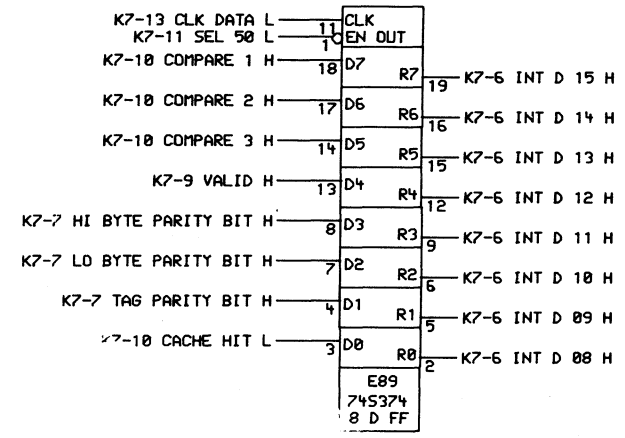
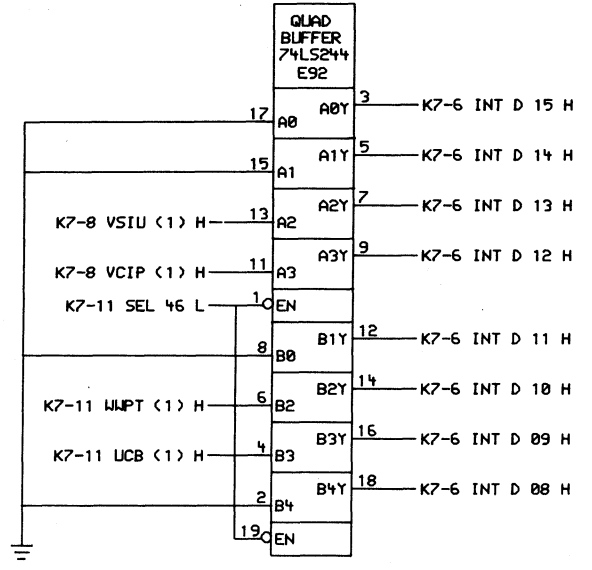
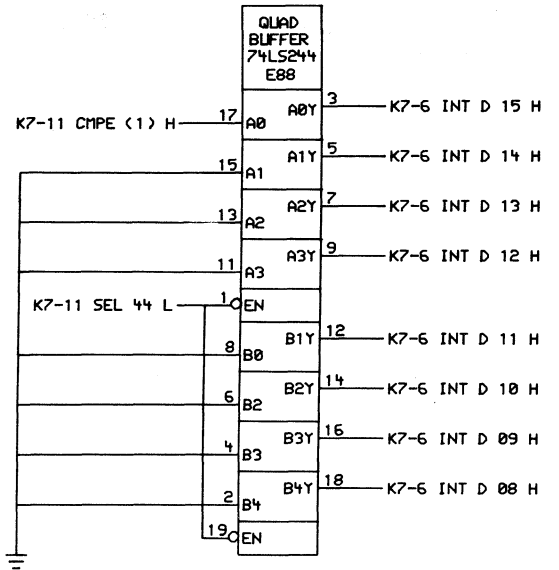


(K7-12 ADDR MATCH REGISTERS)

THIS DRAWING AND SPECIFICATIONS ARE THE PROPERTY OF DIGITAL EQUIPMENT CORPORATION AND SHALL NOT BE REPRODUCED OR COPIED OR USED IN WHOLE OR IN PART AS THE BASIS FOR THE MANUFACTURE OR SALE OF ITEMS WITHOUT WRITTEN PERMISSION. COPYRIGHT © 1979, DIGITAL EQUIPMENT CORPORATION.

REVISIONS	
CHK	CHANGE NO. REV

digit@l	DRW: <i>W. Fisher</i>	DATE: 26-JUN-79	ENG: <i>M. Sullivan</i>	DATE: 29-JUN-79	TITLE: KK11B CACHE
	CHK: <i>M. Sullivan</i>	DATE: 29-JUN-79	BOARD LOCATION: 12 OF 13	SHEET: 12 OF 13	SIZE: D CS
FIRST USED ON OPTION/MODEL: 11/44		NEXT HIGHER ASSEMBLY: B-DD-M7097-0		NUMBER: M7097-0-1	REV: C



(K7-13 RAM DATA & REG MUX)

THIS DRAWING AND SPECIFICATIONS, HEREIN, ARE THE PROPERTY OF DIGITAL EQUIPMENT CORPORATION AND SHALL NOT BE REPRODUCED OR COPIED OR USED IN WHOLE OR IN PART AS THE BASIS FOR THE MANUFACTURE OR SALE OF ITEMS WITHOUT WRITTEN PERMISSION. COPYRIGHT © 1979, DIGITAL EQUIPMENT CORPORATION.

REVISIONS		
CHK	CHANGE NO.	REV

digital	DATE 26-JUN-79	ENG. M. J. J.	DATE 27-JUL-79	TITLE: KK11B CACHE
DRN. M. J. J.	DATE 29-JUL-79	BOARD LOCATION: 13	SHEET 13	OF 13
C160,55001709713.DRW	126-JUN-79 19:11	NEXT HIGHER ASSEMBLY: B-DD-17097-0	SIZE CODE D CS	NUMBER M7097-0-1
FIRST USED ON OPTION MODEL: 11/44				REV. C