
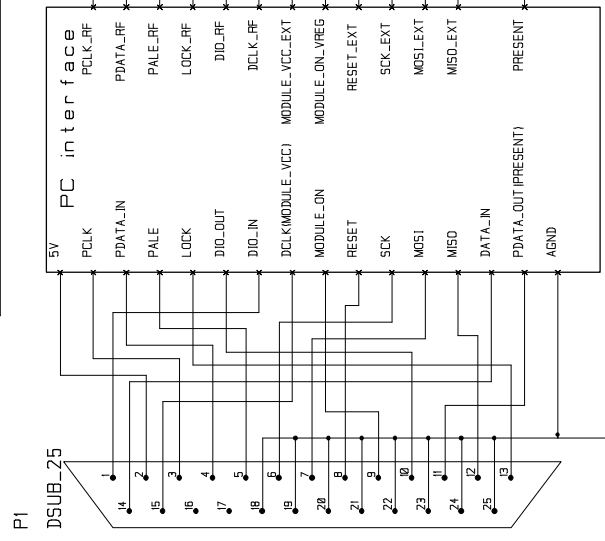
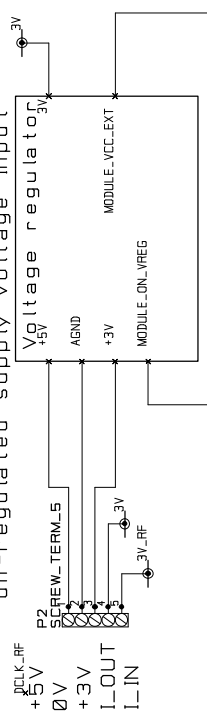


Note: The +5V input is a 4-10V un-regulated supply voltage input



Layout information:
Holes Ø=4mm in the corners (4 pcs.)

Connector for demonstrator module

PROJECT NO.	CHIPCON AS	COMPANY NAME
APPROVALS	CC100 Evaluation Board	DWG
DRAWN	TAL	SIZE
CHECKED		FSCM NO.
ISSUED		SCALE
		REV.
		DWG NO.
		2.0
		SHEET
		1 4